



Term 3 – Week 9

Year 1

Monday 6th September 2021

Our Day - Timetable

Daily Task	Get active! If it is a nice day remember to play outside
Tricky words	Spelling task 1-3
'On the Mat'	Engage in On the Mat lesson and complete spelling - responding task
Break	Crunch & sip
Reading Eggs	Complete assigned activities
Reading & Writing	Listen to the story 'Sam & Dave Dig a Hole' and write about your favourite part
Break	Morning tea & play
Math	Math game (posted on Class Story)
Math Task 1	Fractions Video
Math Task 2	Halves Task
Math Task 3	Addition Mentals
Matific	Work through activities on Matific
Break	Lunch & play
Creative Arts	Leaf rubbing
Zoom	Join your teachers on <u>Zoom</u> at <u>2pm</u>

Spelling Task 1

Step 1: Practise reading your tricky words without hesitation to an adult or older sibling.

Step 2: Read the sentences to an adult or older sibling **or** read the sentences with an adult or older sibling.

*see next slide



Time for tricky words

who

many

any

would

like

has

1. Who is it?
2. Is anyone there?
3. Is he in any pain?
4. Josh has too many caps.
5. Has Lin had any sleep?
6. Where would you like to go?
7. There are many tall trees in my street.
8. Who would like to play on the swings today?





Tricky Word Practice Laps



6a.	mother	who	father	what	brother
6b.	her	sister	cousin	they	family
7a.	two	saw	three	want	four
7b.	here	why	house	there	because
8a.	was	before	after	some	these
8b.	work	baby	children	were	should

Practice reading all your
tricky words.

Spelling Task 2

Snakes and Ladders Task 3

16 Snakes and Ladders

18	red	17	win	16	fox	15	dug	
10	best	11	flip	12	stamp	strict	14	doll
9	fuzz	8	stack	shock	6	when	5	much
START	1	think	2	took	3	spoon	4	clang

Instructions: Take turns to roll the dice and move your counter. Read the word on your landing square. If you land at the bottom of a ladder and read the word correctly, move your counter up the ladder. If you land at the top of a snake, slide down the snake. First to the end is the winner.

On the Mat

See Miss Taylor's post on class story for your On the Mat lesson.



Name: _____

Instructions: Read the words ending in 'er'. Copy the right word into the right sentence. Copy two sentences into your exercise book and draw a picture to illustrate.

jumper summer hammer Soccer butter

1. I put on my _____ when I am cold.
2. We swim and go to the beach in _____.
3. Mum will _____ the nail into the wood.
4. _____ is the best sport.
5. I love to eat toast with lots of _____ and jam.

Instructions: Read the paragraphs, then circle all the words with 'er' on the end. Copy each word into the boxes.

Hunter had a burger and chips for dinner. He had never had a burger before. He said it was the best thing ever!

1.	2.	3.
4.	5.	6.

Little Monster and his sister went over to see their friend, Jasper.
"Take your jumper," said their mother.
"Mum! It is summer!" they said.

1.	2.	3.
4.	5.	6.

Spelling- Responding task

Complete the following activity.

See the next slide for suggestions on how to complete this task in your workbook.

Parents/Carers select the most appropriate suggestion for your child.

Take a photo of your work and send it to your teacher on ClassDojo for marking and feedback

Spelling

06-09-21.

1. I put my answer when I am cold.

OR

1. Answer

Read the paragraph and write all the words with 'er'.

1. answer. 2. answer 3. answer
4. answer 5. answer 6. answer

Read the paragraph and write all the words with 'er'.

1. answer 2. answer 3. answer
4. answer 5. answer 6. answer

Like this...

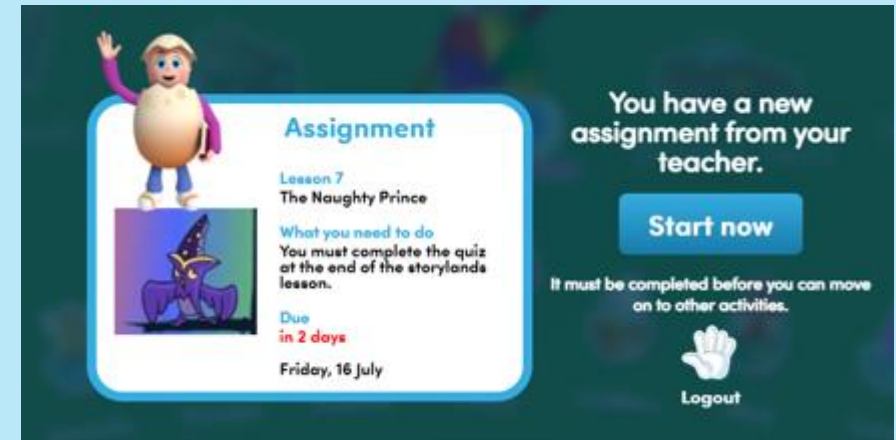


Reading Eggs

Step 1: Log into Reading Eggs



Step 2: Click start now



Step 3: Complete activities 1-4



Reading & Writing

Prior to reading

Make a prediction. What do you think this book will be about?

Have you ever dug a hole? Where? Why did you dig the hole? How deep was it?

What might you find if you dig a hole in your garden?

Watch

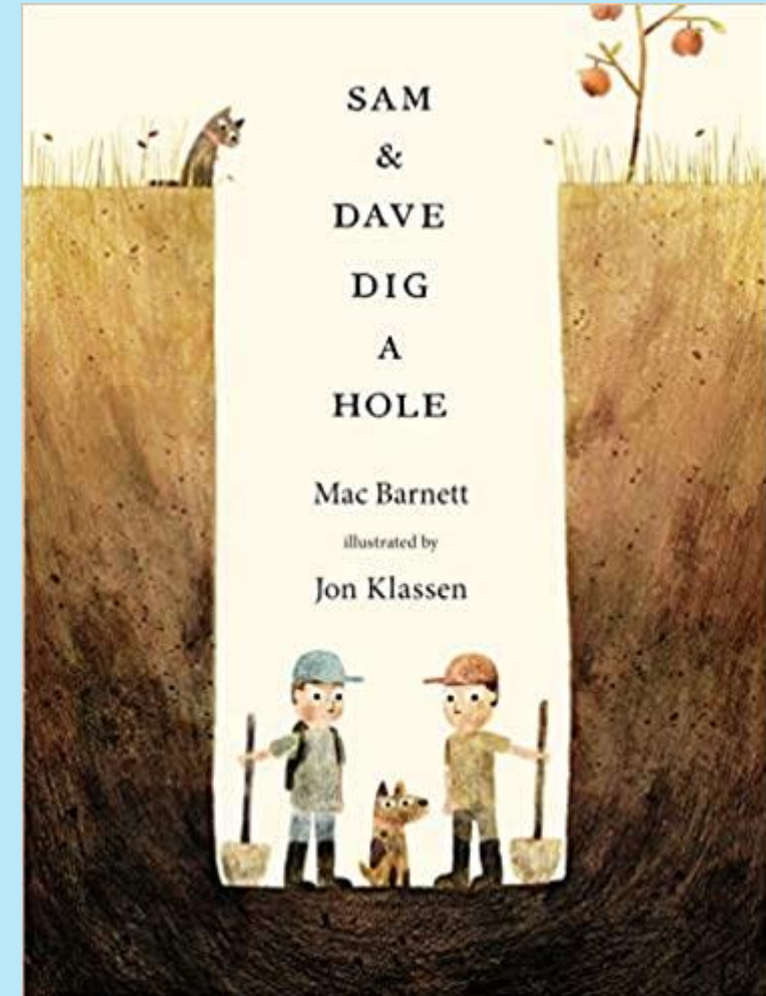
Enjoy the whole story without interruption.

See Miss Taylor's post on *Class Story* for the read aloud of 'Sam & Dave Dig a Hole'.

After listening to the story:

Summarise the story.

Tell an adult what happened in the story. Remember to retell the story in order, beginning, middle and end.



What is your favourite part?

Write about your favourite part of 'Sam & Dave Dig a Hole'.

We are learning to (WALT): Write super sentences

What I'm looking for (WILF):

I can use capital letters.

I can use full stops at the end of my sentence.

- I can leave finger spaces.
- I can write about my favourite part of the book.
 - I can say why it is my favourite part.
 - I can check my sentences make sense.

My favourite part of the book is _____
_____. This is my
favourite part because _____
_____.

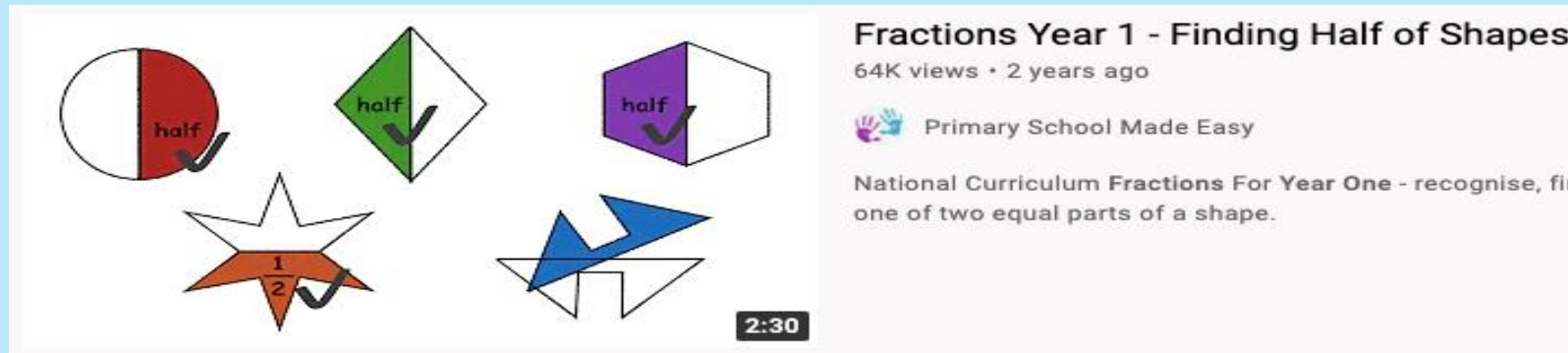


Fractions – Finding Half: Task 1

Warm up: Please watch the video on the link:

<https://www.youtube.com/watch?v=uUfLWCNkH6w>

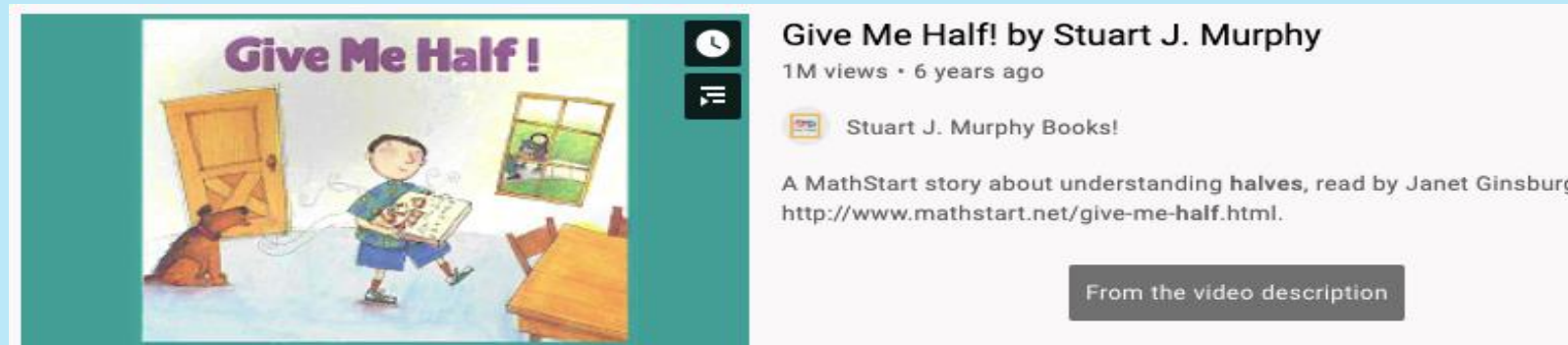
Or search 'Finding half of shapes' and click on the video pictured below:



Optional video: Story! Please click on the link below:

<https://www.youtube.com/watch?v=6lWnl7v9gGY>

Or simply search 'Give me half Story' and click on the video below:




Fractions: Halves

Introduction:

- A half is two equal parts of a whole.
- Each half is exactly the same.
- You can find half of a whole like a shape or a cake.
- You can find half of a collection
- It can be written as $\frac{1}{2}$



Hope you enjoy learning about fractions throughout this week!

2 halves = 1 whole




$\frac{1}{2}$

halves of shapes




halves of groups



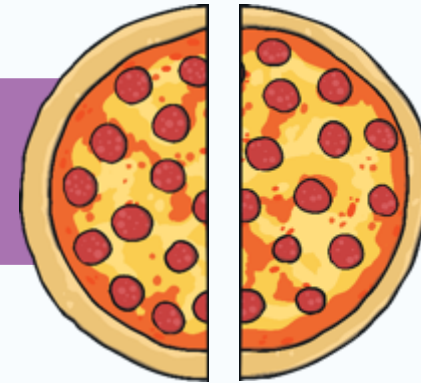
$\frac{1}{2} \times 6 = 3$ $\frac{1}{2} \times 10 = 5$ $\frac{1}{2} \times 12 = 6$ $\frac{1}{2} \times 20 = 10$

Fractions Task 2: What Is Halving?

This is the **whole** pizza.



The pizza has been cut into 2 **halves**.
Each piece is the same size.



This is one **half** of the pizza.

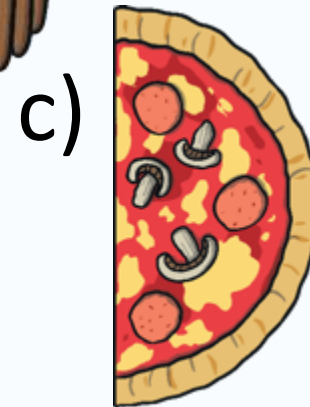
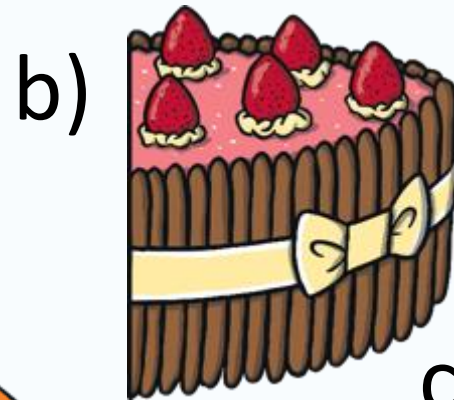



Answer the following slides
in your workbook 😊

1) Finding Halves

Half of this cake is missing. Can you find the other **half**?



Answer in your
workbook
like → 1) d



The two **halves** make a **whole**.

2) Finding Halves




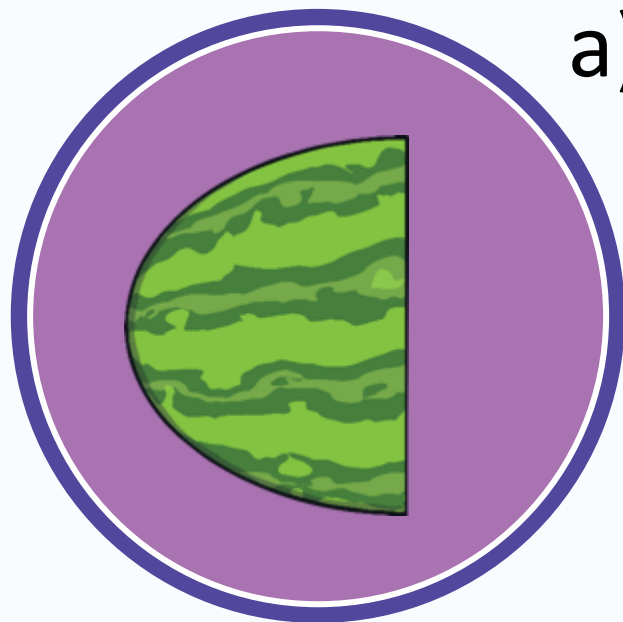
Half of this pineapple is missing. Can you find the other **half**?



This is the **whole** pineapple.

3) Finding Halves

Half of this melon is missing. Can you find the other half?



How many people can share the melon when it is in halves?

Addition Mentals: Task 3

After you have watched Miss Taylor's Math Game video posted on Monday. Complete the following by writing into your workbook.

Take a photo of your answers and working out and send it to your teacher on ClassDojo.



Helpful Tip:

Use counters or household items to help you count.

$2 + 2 =$

$1 + 4 =$

$4 + 5 =$

$6 + 7 =$

Extension: (Optional)

$10 + 10 =$

$13 + 8 =$

$22 + 7 =$

$9 + 24 =$

Don't forget to go onto Matific after this task!


Leaf Rubbing

What did you notice?
No two leaf prints are the same!




Leaf Rubbing

1. Collect a variety of leaves with interesting veins.
2. Place the leaves on a hard, solid surface.
3. Place a piece of paper on top of the leaves.
4. Gently rub the pencil or crayon on to the paper, creating an impression of the leaf below.
5. Add additional layers of colour and pressure however you'd like. Colour the paper to create the leaf design with different colour blends.



Term 3 – Week 9



Year 1

Tuesday 7th

September 2021

Our Day - Timetable

Daily Task	Help put the rubbish in the bins
Tricky words	Spelling task 1-3
'On the Mat'	Engage in On the Mat lesson and complete spelling- responding task
Break	Crunch & sip
Reading Eggs	Complete assigned activities
Reading & Writing	Listen to the story 'Sam & Dave Dig a Hole' with Miss Taylor, learn 3 new words & answer questions about the story
Break	Morning tea & play
Math	Math game (posted on Class Story)
Math Task 1	Fractions Video
Math Task 2	Is it half? Task
Math Task 3	Addition mentals
Matific	Work through activities on Matific
Break	Lunch & play
Geography	Show different types of weather
Zoom	Join your teachers on <u>Zoom</u> at <u>2pm</u>

Spelling Task 1

Step 1: Practise reading set 3 tricky words without hesitation to an adult or older sibling.

Step 2: Read the sentences to an adult or older sibling or read the sentences with an adult or older sibling.

*see next slide



Time for tricky words

who

many

any

would

like

has

1. Who is it?
2. Is anyone there?
3. Is he in any pain?
4. Josh has too many caps.
5. Has Lin had any sleep?
6. Where would you like to go?
7. There are many tall trees in my street.
8. Who would like to play on the swings today?



Tricky Word Practice Lap



6a.	mother	who	father	what	brother
6b.	her	sister	cousin	they	family
7a.	two	saw	three	want	four
7b.	here	why	house	there	because
8a.	was	before	after	some	these
8b.	work	baby	children	were	should

Spelling Task 2

Practice reading all your tricky words or go on a tricky word hunt.

Snakes and Ladders Task 3

16 Snakes and Ladders

18	red	17	win	16	fox	15	dug	
10	best	11	flip	12	stamp	14	doll	
9	fuzz	8	stack	6	when	5	much	
START →	1	think	2	took	3	spoon	4	clang

Instructions: Take turns to roll the dice and move your counter. Read the word on your landing square. If you land at the bottom of a ladder and read the word correctly, move your counter up the ladder. If you land at the top of a snake, slide down the snake. First to the end is the winner.

On the Mat

See Miss Taylor's post on
class story
for your On the Mat
lesson.



Name: _____

Instructions: Read the words ending in 'er'. Choose a word from the box to complete the sentence. Copy two sentences into your exercise book and draw a picture to illustrate each sentence.

remember shelter together Whisper silver

1. I got a _____ medal for coming second.
2. We will all go _____ to the zoo.
3. I stood under the tree to _____ from the rain.
4. I forgot the number. Can you _____ it?
5. _____ the secret in my ear.

Instructions: Read the paragraph, then circle all the words with 'er' on the end. Copy each word into the boxes.

Amber loves glitter. She keeps it in her dresser. She tips it over everything. She dips her finger in it. One day, there was glitter in the water. Her father lost his temper. "No more glitter, ever, Amber!" he said.

1.	2.	3.
4.	5.	6.
7.	8.	9.
10.	11.	12.



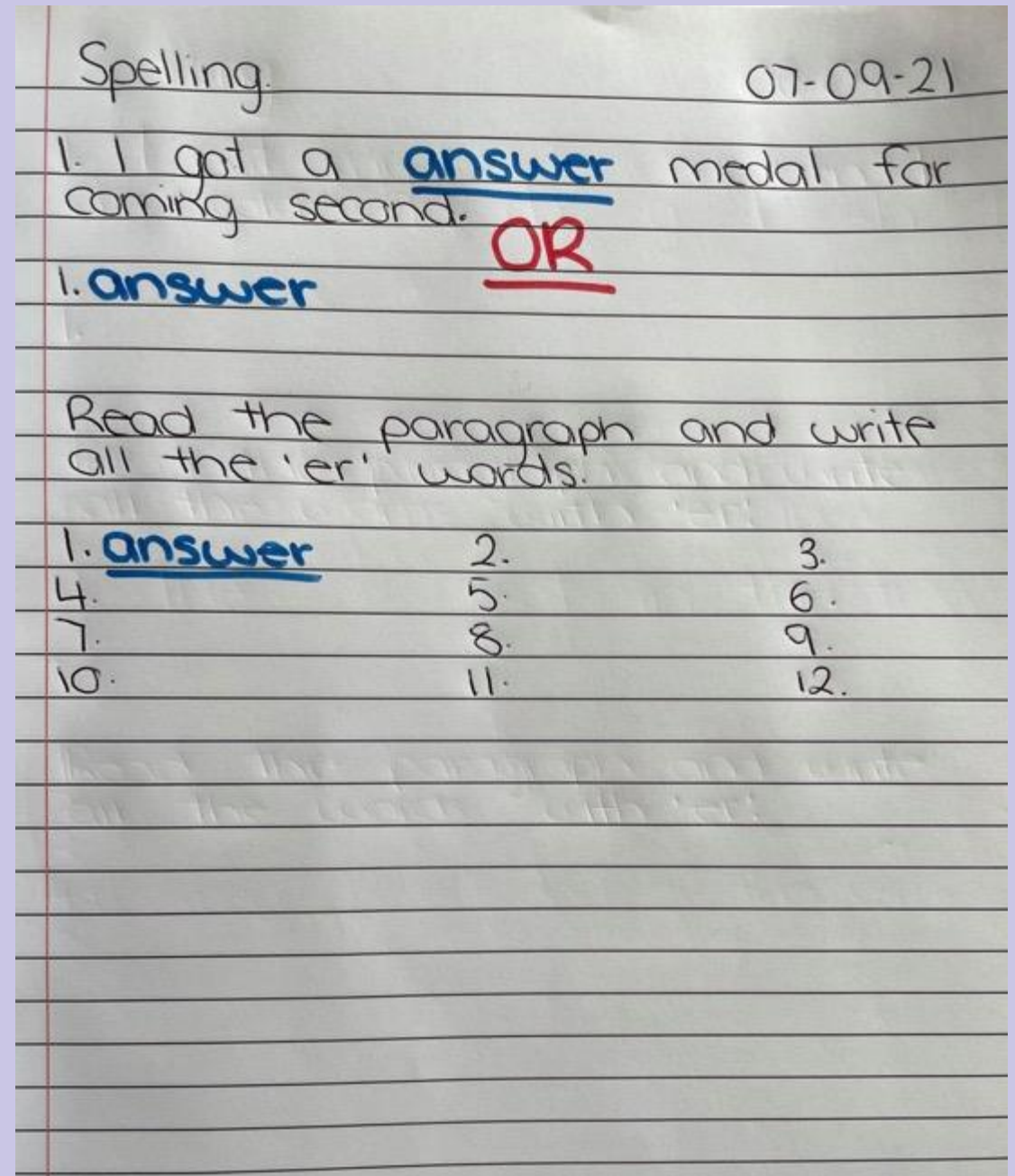
Spelling- Responding task

Complete the following activities.
See the next slide for suggestions on how to complete this task in your workbook.

Parents/Carers select the most appropriate suggestion for your child

Take a photo of your work and send it to your teacher on ClassDojo for marking and feedback

Like this...

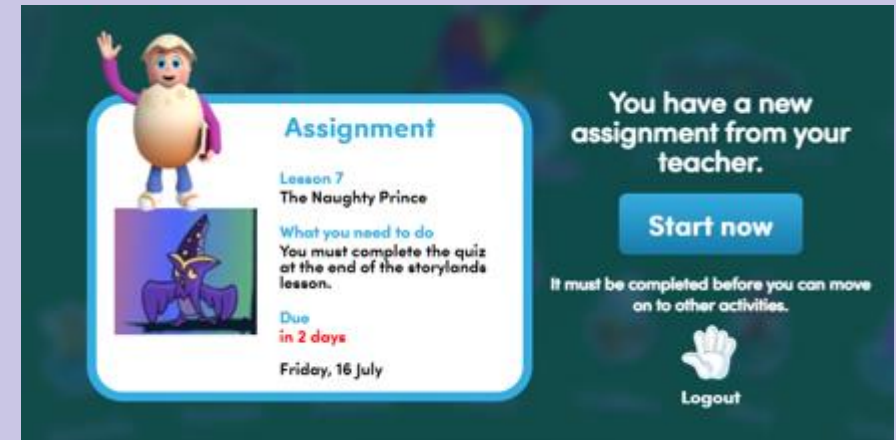


Reading Eggs

Step 1: Log into Reading Eggs



Step 2: Click start now



Step 3: Complete activities 4-7



Writing

We are learning to (WALT): Write super sentences

What I'm looking for (WILF):

- I can use capital letters.
- I can use full stops at the end of my sentence.
- I can leave finger spaces.
- I can write about something or someone.
- I can check my sentences make sense.

A Super Sentence ...
... starts with a capital letter

A B C D E

A Super Sentence ...
... ends with a full stop

Sam has a black cat. ✓

A Super Sentence ...
... tells us about someone or something



A Super Sentence ...
... must make sense



Reading & Writing

- Listen to the Miss Taylor's post on Class Story
 - Answer the questions in your book
- Remember to write in full sentences.

1. What is Sam and Dave's mission?
2. What is Dave's new idea?
3. Why could splitting up improve their chances?
4. How are the jewels changing as the boys dig further?

Take a photo of your work and send it to your teacher on ClassDojo for marking and feedback

Fractions Halves and Quarters

Task 1

Finding a Half

Please click on the YouTube link below:

<https://www.youtube.com/watch?v=yDhofz3TpEw>

Or simply search 'Finding a Half' on YouTube!

And click on the video →

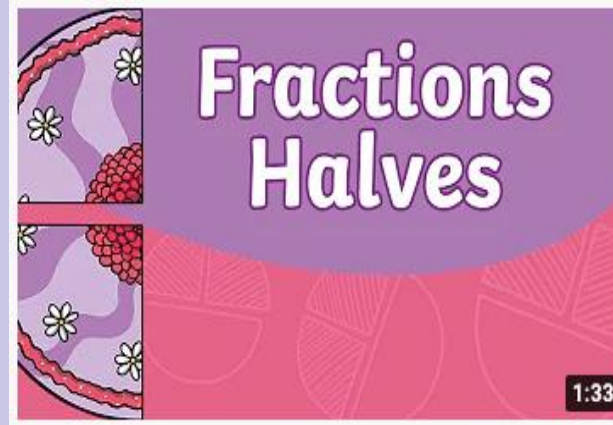
Optional Video: Finding a Quarter

Please click on the YouTube link below:

<https://www.youtube.com/watch?v=3SdRStOBYPo>

Or simply search 'Finding a Quarter' on YouTube

And click on the video →

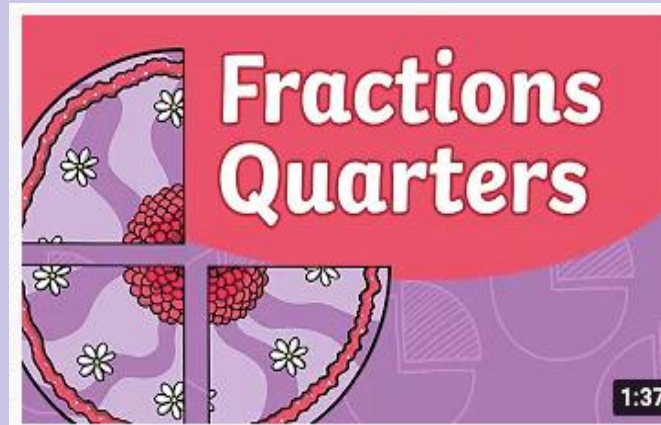


KS1 Maths - Fractions: Finding a Half

46K views • 1 year ago



Watch this lovely video for Ks1 children and learn all about how you can practise using fractions and finding a half, and halving ...



KS1 Maths - Introduction to Fractions: Finding a Quarter

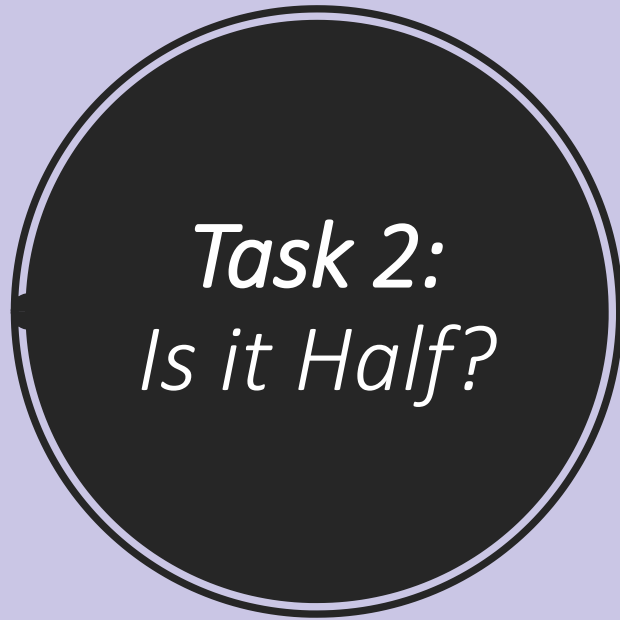
22K views • 1 year ago



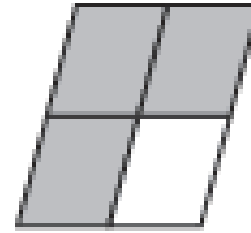

Watch this lovely introduction to fractions video for KS1 children and learn all about how you can practise finding a quarter using ...

Write the answers in your workbook by writing the question number and yes or no.

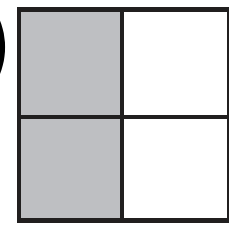
For example: 1) Yes



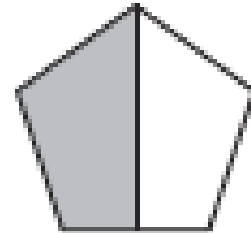
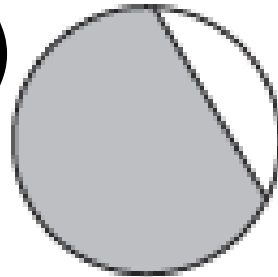
1)



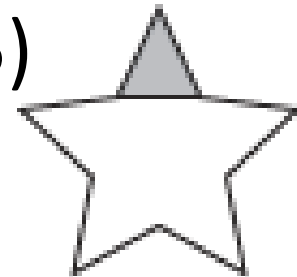
2)



4)



5)



OPTIONAL Extension:
In your workbook,
draw these shapes →
and colour in one
half of them 😊



Addition Mentals

Task 3



Complete the following by writing into your workbook.

Take a photo of your answers and working out and send it to your teacher on ClassDojo.

$2 + 4 =$

$5 + 1 =$

$7 + 7 =$

$5 + 8 =$

Extension: (Optional)

$12 + 5 =$

$11 + 7$

=

Don't forget to go onto Matific after this task

=

Geography

We are learning to (WALT): show different types of weather.



How weather affects places

Task: Draw a picture in each box showing the weather feature named. Include any things in a place which that weather feature might have affected.

Heavy rain

Thunderstorm with lightning

Very hot day

Strong winds

Term 3 Week 9

Year 1

Wednesday 8th September
2021



Our Day - Timetable

Daily Task	Read a book to someone at home
Tricky words	Spelling task 1-3
Break	Crunch & sip
Reading Eggs	Complete assigned activities
Think & Write	Think, act, say and write each word in a sentence
Break	Morning tea & play
Math	Math game (posted on Class Story)
Math Task 1	Fractions Video
Math Task 2	Halves Task
Math Task 3	Quarters Task
Math Task 4	Subtraction Mentals
Matific	Work through activities on Matific
Break	Lunch & play
Science	It's a Material World - Matching Activity
Zoom	Join your teachers on <u>Zoom</u> at <u>2pm</u>

Spelling Task 1

Step 1: Practise reading set 3 tricky words without hesitation to an adult or older sibling.

Step 2: Read the sentences to an adult or older sibling or read the sentences with an adult or older sibling.



Time for tricky words

who

many

any

would

like

has

1. Who is it?
2. Is anyone there?
3. Is he in any pain?
4. Josh has too many caps.
5. Has Lin had any sleep?
6. Where would you like to go?
7. There are many tall trees in my street.
8. Who would like to play on the swings today?





Tricky Word Practice Lap



6a.	mother	who	father	what	brother
6b.	her	sister	cousin	they	family
7a.	two	saw	three	want	four
7b.	here	why	house	there	because
8a.	was	before	after	some	these
8b.	work	baby	children	were	should

Spelling Task 2

Practice reading all your tricky words.

Snakes and Ladders Task 3

16 Snakes and Ladders

18	red	17	win	16	fox	15	dug	
10	best	11	flip	12	stamp	14	doll	
9	fuzz	8	stack	6	when	5	much	
START →	1	think	2	took	3	spoon	4	clang

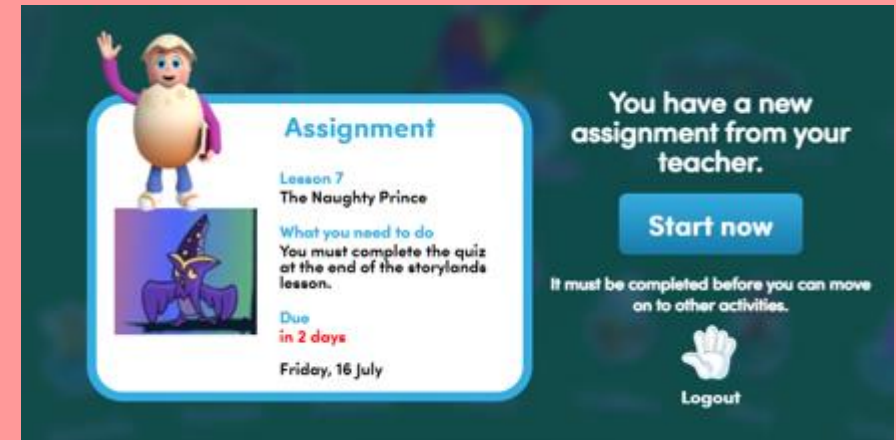
Instructions: Take turns to roll the dice and move your counter. Read the word on your landing square. If you land at the bottom of a ladder and read the word correctly, move your counter up the ladder. If you land at the top of a snake, slide down the snake. First to the end is the winner.

Reading Eggs

Step 1: Log into Reading Eggs



Step 2: Click start now



Step 3: Complete activities 1-4



Writing

We are learning to (WALT): write super sentences

What I'm looking for (WILF):

- I can use capital letters.
- I can leave finger spaces.

I can use full stops at the end of my sentence.

- I can check my sentences make sense.



A Super Sentence ...
... starts with a capital letter

A B C D E

A Super Sentence ...
... ends with a full stop

Sam has a black cat. ✓

A Super Sentence ...
... tells us about someone or something



A Super Sentence ...
... must make sense



Think & Write



Look at the three words

Mission

Spectacular

Improve

Act out or think about each word, then read the sentence.

Pretend that you are on a **mission** to climb a very tall mountain. You are standing at the top, feeling very proud. Think is going to get milk from the fridge for breakfast a **mission**? Write your own sentence or sentences in your workbook using the word **mission**.

Example: I am going on a mission to save a rare animal from extinction.

Think of some **spectacular** things Sam and Dave could have found underground. Pretend that you are looking at a **spectacular** diamond that has just appeared in front of you. Write your own sentence or sentences in your workbook using the word **spectacular**.

Demonstrate how you would practise to **improve** your hula-hooping skills. Now say "I can **improve** at _____!" Now write your own sentence or sentences in your workbook using the word **improve**.

Celebrate Fruit & Veg Month by engaging in this interactive game online. Click the link below or type <https://healthy-kids.com.au/stage-1/> into your web browser.

[Stage 1 - Healthy Kids \(healthy-kids.com.au\)](https://healthy-kids.com.au/stage-1/)

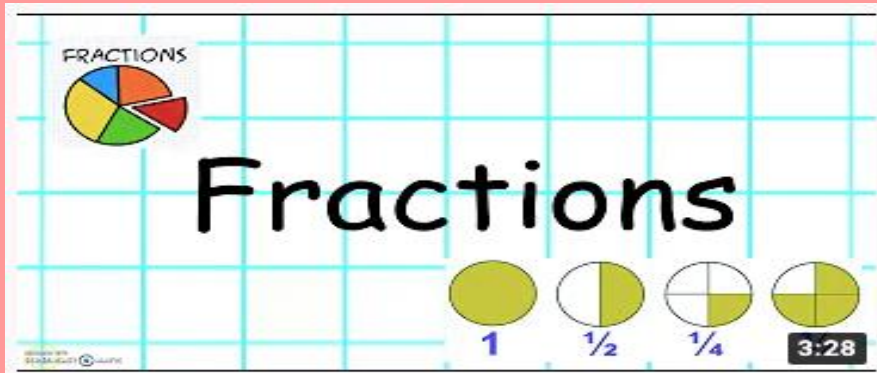


Fractions Task 1

Please click on the YouTube link below.

https://www.youtube.com/watch?v=kBw-Of6Z_Jg

Or simply search 'Halves and Quarters' and click on the video above:



FRACTIONS

Fractions

1 $\frac{1}{2}$ $\frac{1}{4}$ 3:28

Year 1 Fractions - Halves and Quarters
26K views · 2 years ago

Year 1 Teaching Strategies

This video is aimed at teaching children in Year 1 about of the video shows how to split shapes into halves ...

OPTIONAL: Please click on the YouTube link below.

<https://www.youtube.com/watch?v=VMWa6dDoicc>

Or simply search 'Halves and Quarters' and click on the video above:



Fractions - Halves and Quarters
641K views · 9 years ago


Learningvids4kids

Learn about fractions with halves and quarters. Acknowledgement (character illustrations): 'Gerald_G' openclipart.org.

One half = $\frac{1}{2}$ 4:40

Halves: Task 2

1) Halves: Draw the animals below and colour in half of the groups and post on Class Dojo 😊



Optional Task Scavenger Hunt: Go find **ONE** of the following halves, post a photo on Class Dojo:

Find something $\frac{1}{2}$ full.



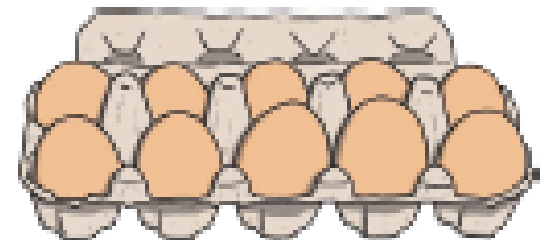
Fold something in $\frac{1}{2}$.



Find $\frac{1}{2}$ of 10c.




Find $\frac{1}{2}$ a box of eggs.

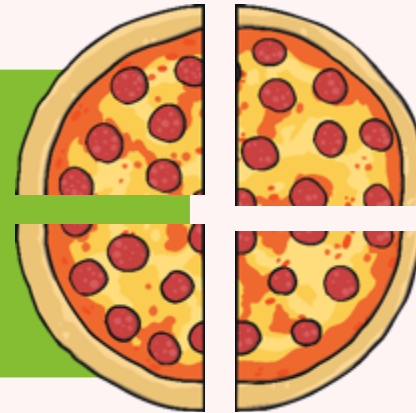


What Is a Quarter?

This is **two halves** of a pizza.



The **two halves** have been cut in **half**. The pizza has been cut into **four quarters**.
Each piece is the same size.
A **quarter** is one of four equal parts.



This is **one quarter** of the pizza.

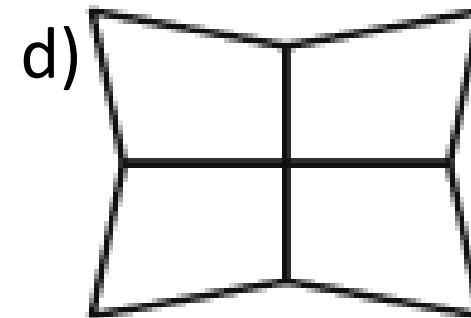
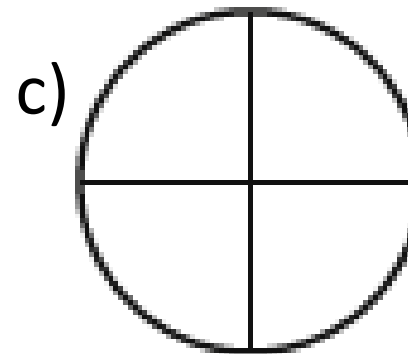
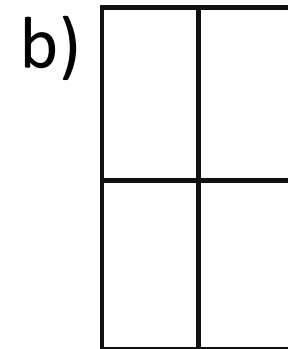
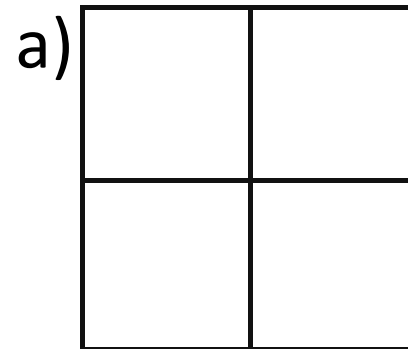


Quarters: Task 3

Draw the following shapes in your workbook and colour in $\frac{1}{4}$ of them →

Post on Class Dojo 😊

Colour one quarter of each of these shapes:





Subtraction Mentals

Task 4

Complete the following by writing into your workbook.
Take a photo of your answers and working out and send it to your teacher on ClassDojo.

Helpful Tip:

Use counters or household items to help you count.

$3 - 1 =$

$6 - 4 =$

$8 - 4 =$

$10 - 6 =$

Extension: (Optional)

$11 - 8 =$

$17 - 7 =$

$23 - 5 =$

$26 - 4 =$

Science: Material World

Look at the pictures and match the descriptions.

Discuss with a parent and answer together 😊
In your workbook answer by putting the number then letter it is matched to.
For example: 1) f



1) rain jacket



3) hair bands



5) nappy

a) soft and elastic

b) hard and flexible

c) absorbent and rough

d) water resistant and hard

e) absorbent and soft

f) water resistant and soft



2) wire



4) scourer



6) roof tiles

Term 3 Week 9



Year 1

Thursday 9th
September
2021

Our Day Timetable




Daily Task	Water the garden
Tricky words	Spelling task 1-3
'On the Mat'	Engage in On the Mat lesson and complete spelling-responding task
Break	Crunch & sip
Reading Eggs	Complete assigned activities
Writing	Create a new story ending for Sam & Dave
Break	Morning tea & play
Math	Math game (posted on Class Story)
Math Task 1	Fractions Video
Math Task 2	Fractions Task
Math Task 3	Subtraction Mentals
Matific	Work through activities on Matific
Break	Lunch & play
Outside fun	Outdoor scavenger hunt
Zoom	Join your teachers on <u>Zoom</u> at <u>2pm</u>

Spelling Task 1

Step 1: Practise reading set 4 tricky words without hesitation to an adult or older sibling.

Step 2: Read the sentences to an adult or older sibling or read the sentences with an adult or older sibling.

*see next slide



Time for tricky words

for

call

his

here

could

this

1. When did Pat call?
2. Wait here for me.
3. Is this your book?
4. Justin quit his job.
5. Is this your raincoat?
6. I could sit here all day.
7. Jay sails his boat on Sundays.
8. Stella had a sandwich for lunch.






Tricky Word Practice Laps (Sets 6-8 including revision)



6a.	mother	who	father	what	brother
6b.	her	sister	cousin	they	family
7a.	two	saw	three	want	four
7b.	here	why	house	there	because
8a.	was	before	after	some	these
8b.	work	baby	children	were	should

Spelling Task 2

Practice reading all your tricky words.



Snakes and Ladders Task 3

16 Snakes and Ladders

18	red	17	win	16	fox	15	dug	
10	best	11	flip	12	stamp	strict	14	doll
9	fuzz	8	stack	shock	6	when	5	much
START →	1	think	2	took	3	spoon	4	clang

Instructions: Take turns to roll the dice and move your counter. Read the word on your landing square. If you land at the bottom of a ladder and read the word correctly, move your counter up the ladder. If you land at the top of a snake, slide down the snake. First to the end is the winner.



On the Mat

See Mr Dunn's post on class story for your On the Mat lesson.



Name: _____

Instructions: Add 'er' to the end of these words. Read the word, then draw a picture to match.

sing _____

teach _____

clean _____

stick _____

Instructions: Read the sentences, then circle the word with 'er' on the end. Copy the word into the blank space.

1. A painter will paint my room. _____
2. Zack is taller than Ali. _____
3. Miss Turner is my teacher. _____
4. Can we stay longer at the park? _____
5. This is much softer than my pillow! _____
6. The waiter brings us our food. _____

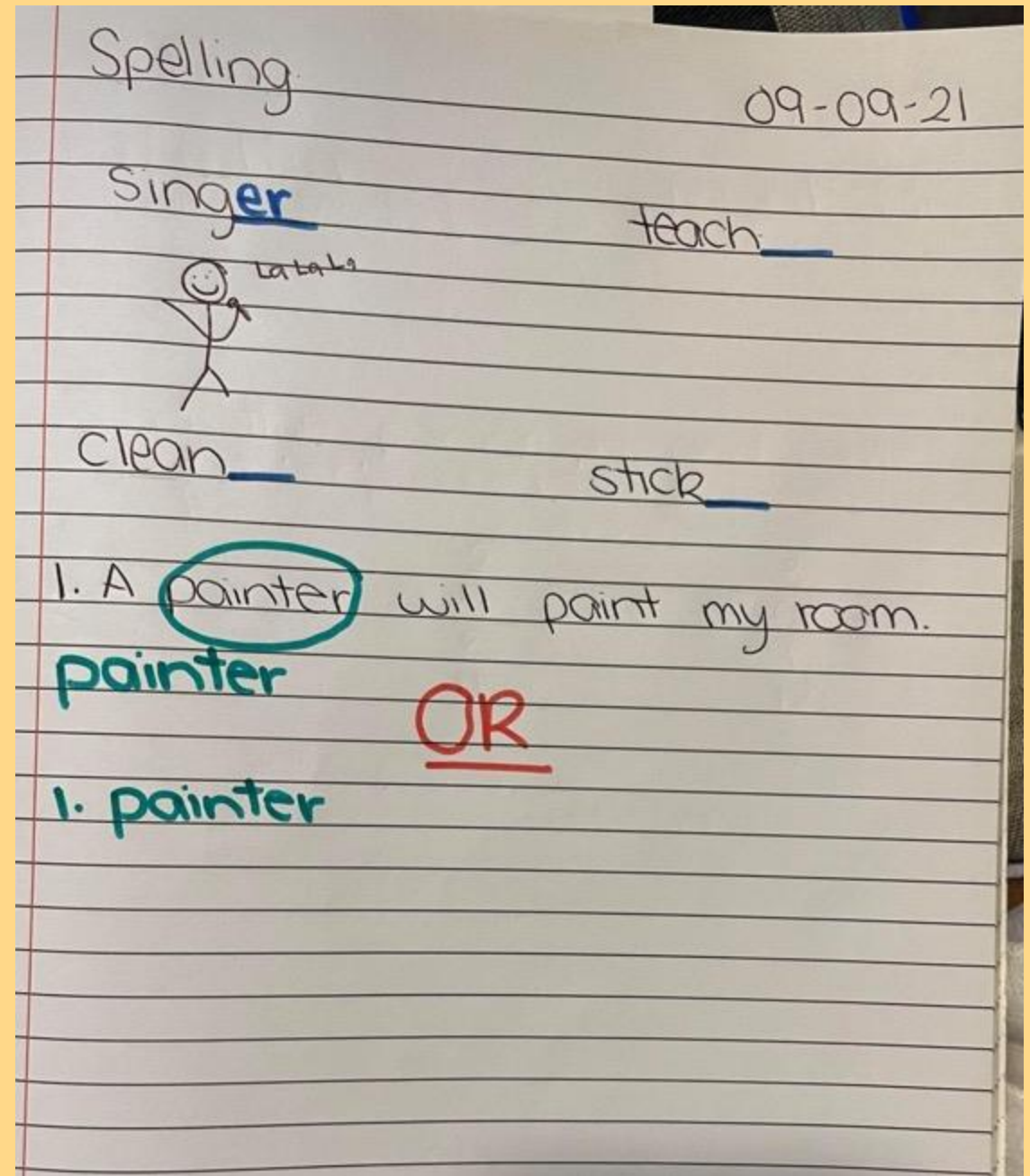
Spelling- Responding task

Complete the following activity.

See the next slide for how to complete this task in your workbook.



Like this...

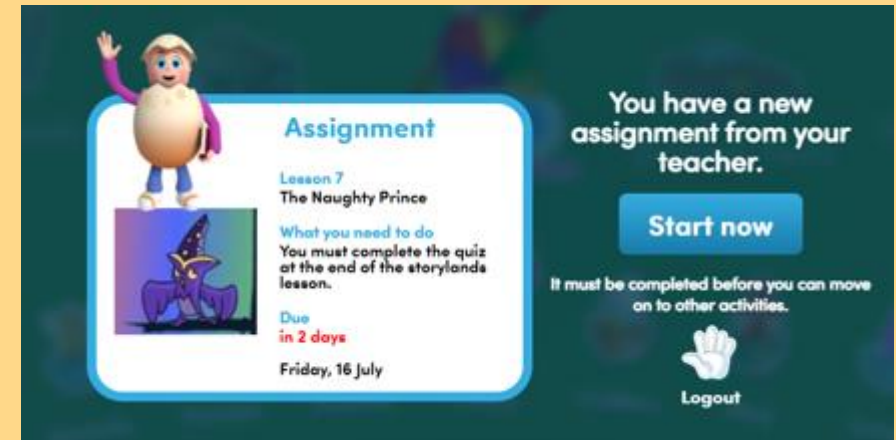


Reading Eggs

Step 1: Log into Reading Eggs



Step 2: Click start now



Step 3: Complete activities 4-7





Writing

We are learning to (WALT): Write super sentences

What I'm looking for (WILF):

- I can use capital letters.
- I can use full stops at the end of my sentence.
- I can leave finger spaces.
- I can write about something or someone.
- I can check my sentences make sense.

Writing

Use the writing template and create a new ending for the story Sam & Dave Dig a Hole



Take a photo of your work and send it to your teacher on ClassDojo for marking and feedback

Sam & Dave Dig a Hole

By _____
(your name)

Setting: (Where?)

One day, _____

Problem:

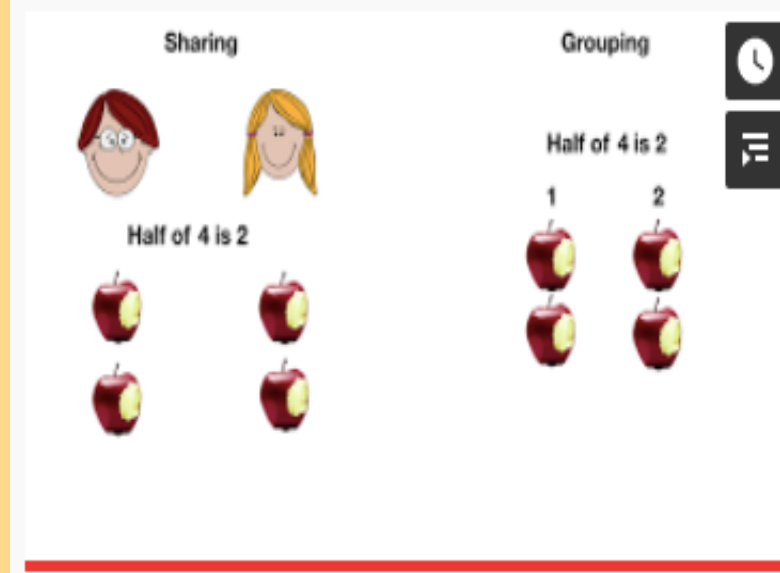
Sam and Dave _____

Solution: (What did they find?)

At last, they found _____

It was spectacular!

Math Task 1



Fractions Year 1 - Finding Half of a Quantity

26K views · 2 years ago

Primary School Made Easy

National Curriculum Fractions For Year One - recognise, find and one of two equal parts of a quantity.



Finding Half of a Collection: Video

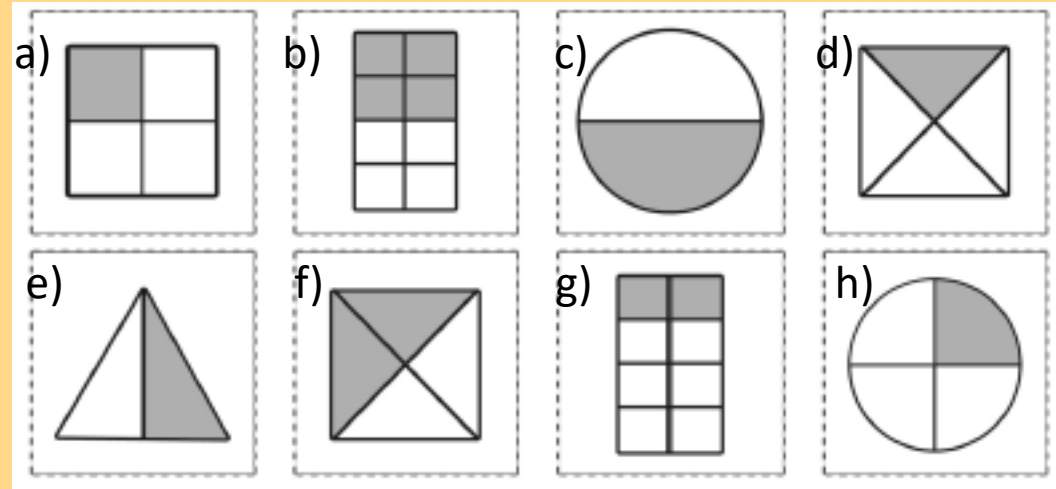
Please click on the YouTube link below:

https://www.youtube.com/watch?v=S_Jvi97snfQ


Or simply search 'Finding half of a quantity' and click on the video above ^

Task 2 – Fractions

Warm up: Sort the following shapes into halves and quarters. Answer in your workbook by writing half OR quarter
For example: a) Quarter



Task 2: Draw and Colour one quarter of each of these groups of animals



Take a photo of your work and post it onto Class Dojo 😊

Subtraction Mentals Task 3

Complete the following by writing into your workbook.

Take a photo of your answers and working out and send it to your teacher on ClassDojo.

Don't forget to
use the
counting-back
strategy



$7 - 1 =$

$5 - 5 =$

$6 - 4 =$

$11 - 3 =$

Extension: Optional

$14 - 4 =$

$16 - 3 =$

$19 - 7 =$

$24 - 6 =$



OUTDOOR SCAVENGER HUNT

- | | | | | | |
|--------------------------|---|--------------|--------------------------|---|------------|
| <input type="checkbox"/> |  | 1 GREEN LEAF | <input type="checkbox"/> |  | BIRD |
| <input type="checkbox"/> |  | 1 BROWN LEAF | <input type="checkbox"/> |  | A WEED |
| <input type="checkbox"/> |  | 3 STICKS | <input type="checkbox"/> |  | BUTTERFLY |
| <input type="checkbox"/> |  | SPIDER WEB | <input type="checkbox"/> |  | TREE |
| <input type="checkbox"/> |  | BUG | <input type="checkbox"/> |  | CLOVER |
| <input type="checkbox"/> |  | WATER | <input type="checkbox"/> |  | FEATHER |
| <input type="checkbox"/> |  | SMOOTH ROCK | <input type="checkbox"/> |  | BEE |
| <input type="checkbox"/> |  | ANTS | <input type="checkbox"/> |  | PINECONE |
| <input type="checkbox"/> |  | FLOWER | <input type="checkbox"/> |  | GRASS |
| <input type="checkbox"/> |  | CLOUD | <input type="checkbox"/> |  | TREE STUMP |

Outdoor Scavenger hunt!

Explore, discover and find new and exciting things outside in your garden, backyard or front yard. Try and find as many of these items as you can. You might even like to create a tally to show the amount of items you found.



Term 3 - Week 9

Year 1

Friday 10th September 2021

Our Day Timetable

Daily Task	Practise riding your bike or scooter
Tricky words	Spelling task 1-3
'On the Mat'	Engage in On the Mat lesson and complete spelling- responding task
Break	Crunch & sip
Reading Eggs	Engage in any activity on Read Eggs
Writing	Write a story on Reading Eggs
Break	Morning tea & play
Math	Math game (posted on Class Story)
Math Task 1	Fractions of a Collection Task
Math Task 2	Addition and Subtraction Mentals
Math Task 3	NumberJacks Video
Matific	Work through activities on Matific
Break	Lunch & play
PDPHE-Sport	Physical activity
Zoom	Join your teachers on Zoom at <u>2pm</u> for ugly shirt or sweater day!

Spelling Task 1

Step 1: Practise reading set 4 tricky words without hesitation to an adult or older sibling.

Step 2: Read the sentences to an adult or older sibling or read the sentences with an adult or older sibling.

*see next slide



Time for tricky words

for

call

his

here

could

this

1. When did Pat call?
2. Wait here for me.
3. Is this your book?
4. Justin quit his job.
5. Is this your raincoat?
6. I could sit here all day.
7. Jay sails his boat on Sundays.
8. Stella had a sandwich for lunch.





Tricky Word Practice Laps (Sets 6-8 including revision)



6a.	mother	who	father	what	brother
6b.	her	sister	cousin	they	family
7a.	two	saw	three	want	four
7b.	here	why	house	there	because
8a.	was	before	after	some	these
8b.	work	baby	children	were	should

Spelling Task 2

Practice reading all your tricky words.

Snakes and Ladders Task 3

16

Snakes and Ladders

18	red	17	win	16	fox	15	dug	
10	best	11	flip	12	stamp	strict	14	doll
9	fuzz	8	stack	shock	6	when	5	much
START	1	think	2	took	3	spoon	4	clang

Instructions: Take turns to roll the dice and move your counter. Read the word on your landing square. If you land at the bottom of a ladder and read the word correctly, move your counter up the ladder. If you land at the top of a snake, slide down the snake. First to the end is the winner.



On the Mat

See Mr Dunn's post on class story for your On the Mat lesson.



Name: _____

Instructions: Add the base word and the suffix together, and write the word. Read the sentences and write the correct word in the blank.

box + er = _____ surf + er = _____
 cold + er = _____ strong + er = _____
 teach + er = _____ tall + er = _____
 slow + er = _____ sing + er = _____

1. A person who reads is a _____.
2. A person who sings is a _____.
3. A person who plays is a _____.
4. A person who paints is a _____.
5. A person who cleans is a _____.

Instructions: Read the sentences and circle the word ending with the suffix 'er'. Copy the word, then write the base word and suffix under the correct headings.

	Word	Base word	'er'
Will is taller than Jay.			
This bag is much lighter.			
It is colder today.			
My room is cleaner than yours.			

Spelling- Responding task

Complete the following activity.

See the next slide for suggestions on how to complete this task in your workbook.

Parents/Carers select the most appropriate suggestion for your child.

Take a photo of your work and send it to your teacher on ClassDojo for marking and feedback

Like this...



10-09-21

- box + er = boxer
- OR
- boxer

1. A person who reads is a answer

OR

1. answer

Read the sentence and circle the word ending with the suffix 'er'. Copy the word.

1. Will is taller than Jay.

taller tall er

OR

1. taller tall 'er'



Reading Eggs

Log onto Reading Eggs
and complete any
activity of your
choosing.

Writing

We are learning to (WALT): Create a story

What I'm looking for (WILF):

- I can use story factory to create my story
- I can select the pictures I would like to use
 - I can give my story a title
 - I can write super sentences

A Super Sentence ...
... starts with a capital letter

A B C D E

A Super Sentence ...
... ends with a full stop

Sam has a black cat. ✓

A Super Sentence ...
... tells us about someone or something



A Super Sentence ...
... must make sense



Reading Eggs

Writing

Create your own story on Reading Eggs. Follow the steps to access Story Factory. If you are unable to use Story Factory write your own short story in your workbook or on ClassDojo in your portfolio.

How can your child access the Story Factory?



The Writing Challenge (**Challenge #2**) allows both class submissions and individual student submissions.

If your child wishes to submit a story individually, they will need to have completed Level 10 in the **My Lessons** area of Reading Eggs.

To access the Story Factory:

- 1 Children log into their accounts at: sso.readingeggs.com/login
- 2 Click **Story Factory**.
- 3 Click on **Write your story here**.
- 4 Click **Start new story** and then **Start your story**.
- 5 Follow the **easy step-by-step** instructions to create and submit their story.



Fractions of a collection

Task 1


Answer the following in your workbook.

Answer by drawing and circling the correct amount


Note: Some ask $\frac{1}{2}$
and some ask $\frac{1}{4}$

Take a photo of your drawings and post onto ClassDojo 😊

Finding Half and Quarter



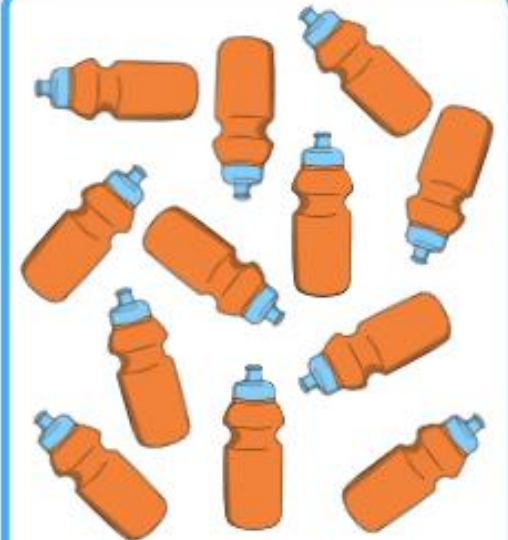
Circle $\frac{1}{2}$ of the sheep.



Circle $\frac{1}{4}$ of the bananas.



Circle $\frac{1}{4}$ of the caps.




Circle $\frac{1}{2}$ of the bottles.

Addition AND Subtraction Mentals

Task 2

As usual:
Complete the
following by writing
into your workbook.

Take a photo of your
answers and working
out and send it to
your teacher on
ClassDojo.



$5 - 2 =$ $3 +$

$3 =$

$5 - 5 =$

$10 + 5 =$

$12 - 3 =$

$16 + 7 =$

Extension: Optional

$16 - 5 =$

14

$+ 6 =$

$22 - 8 =$


23



NUMBERJACKS S1 • E18

NUMBERJACKS | A Game Of 2 Halves | S

5.1M views • 6 years ago

 Numberjacks ✓

The Shape Japer makes half a load of trouble, and 4 has t
again. Numberjacks: 2, 3, 4, 5, 6 Agents: 14, 47, 73 ...

NumberJacks Fun Friday Video

Optional Video:

NumberJacks! (Long video 14 mins)

Click on the YouTube link below:

<https://www.youtube.com/watch?v=FwldiD9d1OY>

Or search 'NumberJacks A game of 2 halves'
and click on the video pictured above ^

Sport –Friday!

Fundamental Movement Skills Lesson

Throwing and Catching - Juggling Level 3 to 6

Click the link: <https://youtu.be/j0OYAvxJCxg>

Or search 'SISA Throwing and Catching - Juggling Level 3 to 6' and click on the video below:



SISA Fundamental Movement Skills Lesson

4.4K views • 1 month ago



SISA Australia

Throwing and Catching - Juggling Level 3 to 6.

ZOOM!

Join your teachers on Zoom at 2pm for some games and a chat. Come dressed wearing your **UGLY SHIRT** or **UGLY SWEATER**. The uglier, the more old fashioned, the better!

