



Term 3 – Week 8

Year 1

Monday 30th August 2021

Our Day - Timetable

Daily Task	Get building! Build a tower or cubbyhouse fort
Tricky words	Spelling task 1-3
'On the Mat'	Engage in On the Mat lesson and complete spelling - responding task
Break	Crunch & sip
Reading Eggs	Complete assigned activities
Reading & Writing	Listen to the story 'The Day the Crayons Quit' & write about your favourite part
Break	Morning tea & play
Math	Math game (posted on Class Story)
Math Task 1	Volume and Capacity- Video
Math Task 2	Task
Math Task 3	Addition Mentals
Matific	Work through activities on Matific
Break	Lunch & play
Origami	Origami cat
Zoom	Join your teachers on <u>Zoom</u> at <u>2pm</u>

Spelling Task 1

Step 1: Practise reading your tricky words without hesitation to an adult or older sibling.

Step 2: Read the sentences to an adult or older sibling **or** read the sentences with an adult or older sibling.

*see next slide



Time for tricky words

your

again

home

of

have

want

1. Can you say that again?
2. Do you want a cup of tea?
3. We want to play that again.
4. When did you paint your home?
5. Have you paid for your drink yet?
6. We have run out of milk again.
7. I want to stay at home today.
8. Will your mum and dad be at home this weekend?





Tricky Word Practice Laps



6a.	mother	who	father	what	brother
6b.	her	sister	cousin	they	family
7a.	two	saw	three	want	four
7b.	here	why	house	there	because
8a.	was	before	after	some	these
8b.	work	baby	children	were	should

Practice reading all your
tricky words.

Spelling Task 2

Snakes and Ladders Task 3

16 Snakes and Ladders

18	red	17	win	16	fox	15	dug	
10	best	11	flip	12	stamp	strict	14	doll
9	fuzz	8	stack	shock	6	when	5	much
START →	1	think	2	took	3	spoon	4	clang

Instructions: Take turns to roll the dice and move your counter. Read the word on your landing square. If you land at the bottom of a ladder and read the word correctly, move your counter up the ladder. If you land at the top of a snake, slide down the snake. First to the end is the winner.

On the Mat

See Miss Taylor's post on class story for your On the Mat lesson.



Instructions: Add 'ing' to the following verbs and write them on the line. Read the words. Make an 'ing' poster by writing each word and drawing a picture to match.

fly + ing = _____ jump + ing = _____
read + ing = _____ rain + ing = _____
sell + ing = _____ clean + ing = _____

Instructions: Read the sentences. Circle the 'ing' words. Write the word in the box, then split it into verb and the suffix 'ing'.

	Whole word	Verb	'ing'
1. We are <u>reading</u> a book.	reading	read	ing
2. Sam is kicking the ball.			
3. The dog is barking at the cat.			
4. The baby is crying for his mum.			
5. I am playing at the park.			

Spelling- Responding task

Complete the following activity.

See the next slide for suggestions on how to complete this task in your workbook.

Parents/Carers select the most appropriate suggestion for your child.

Take a photo of your work and send it to your teacher on ClassDojo for marking and feedback

Like this...

Spelling 30-08-21

fly + ing = flying

OR

flying

Read the sentences and write the whole word, verb and suffix 'ing'.

1. We are reading a book.

reading read ing

OR

1. reading read ing

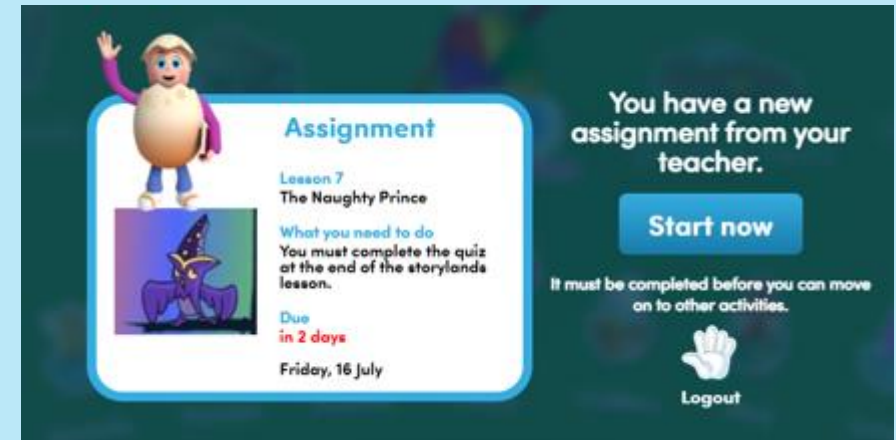


Reading Eggs

Step 1: Log into Reading Eggs



Step 2: Click start now



Step 3: Complete activities 1-4



Reading & Writing

Prior to reading

What is your favourite crayon colour? Why? What do you like to draw?

Read the title and discuss the meaning of the word 'quit' (to give up, stop, leave).

Why do you think the crayons want to quit? What do you think the crayons want to quit doing?

Watch

Enjoy the whole story without interruption.

Click the link below or type 'The Day the crayons quit - Books Alive!

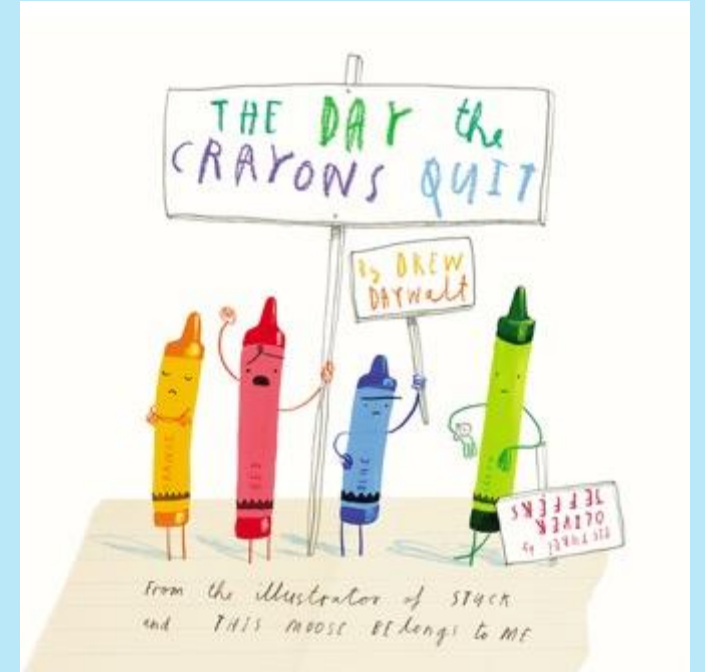
Read Aloud book for children' on YouTube

<https://www.youtube.com/watch?v=489micE6eHU>

After listening to the story:

Summarise the story. Tell an adult what happened in the story.

Remember to retell the story in order, beginning, middle and end.



What is your favourite part?

Write about your favourite part of 'The Day the Crayons Quit'.

We are learning to (WALT): Write super sentences

What I'm looking for (WILF):

I can use capital letters.

I can use full stops at the end of my sentence.

- I can leave finger spaces.
- I can write about my favourite part of the book.
 - I can say why it is my favourite part.
 - I can check my sentences make sense.

My favourite part of the book is _____
_____. This is my
favourite part because _____
_____.



Volume and Capacity Video: Task 1

Warm up: Please watch the Volume and Capacity on the link:

<https://www.youtube.com/watch?v=XvLL27VqFbo>

Or search 'Capacity and Volume Buzz with Bee' and click on the video pictured below:



Optional Video: Sesame Street! Please click on the link below:

<https://www.youtube.com/watch?v=6IWnl7v9gGY>

Or simply search 'Sesame Street who has more milk' and click on the video below:



Volume and Capacity: Task 2

Introduction:

- * **Capacity** is the amount of liquid a container can hold.
- * **Volume** is how much space an object takes up.



Task 2

Draw 3 cups of water. One full, one half full and one empty! Use the Word Mat if needed →

full	half-full	empty



Once completed, post a photo on Class Dojo! 😊

Addition Mentals: Task 3

After you have watched Miss Taylor's Math Game video posted on Monday. Complete the following by writing into your workbook.

Take a photo of your answers and working out and send it to your teacher on ClassDojo.



Helpful Tip:

Use counters or household items to help you count.

$1 + 2 =$

$3 + 3 =$

$5 + 6 =$

$5 + 8 =$

Extension: (Optional)

$10 + 8 =$

$14 + 9 =$

$20 + 5 =$

$7 + 23 =$

Don't forget to go onto Matific after this task!

Origami

See Miss Taylor's post on Class Story for your origami lesson.

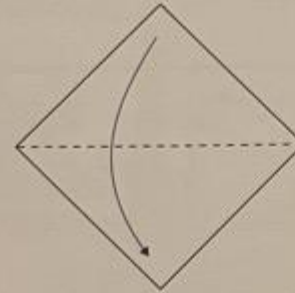


ANIMAL FACES

Dog & Cat

Step 1

First fold into a triangle.



Step 2

Fold corners down diagonally.



Step 3

Fold the bottom up towards you.



Step 4

What it looks like after you have folded it.


Turn over and around.



Step 5

Draw a cat's face and it's done!

Term 3 – Week 8



Year 1

Tuesday 31st

August 2021

Our Day - Timetable

Daily Task	Help put the rubbish in the bins
Tricky words	Spelling task 1-3
'On the Mat'	Engage in On the Mat lesson and complete spelling- responding task
Break	Crunch & sip
Reading Eggs	Complete assigned activities
Reading & Writing	Listen to the story 'The Day the Crayons Quit', learn 3 new words & answer questions about the story
Break	Morning tea & play
Math	Math game (posted on Class Story)
Math Task 1	Capacity Video
Math Task 2	Task
Math Task 3	Addition mental
Matific	Work through activities on Matific
Break	Lunch & play
Geography	Exploring weather in different places
Zoom	Join your teachers on Zoom at 2pm

Spelling Task 1

Step 1: Practise reading set 3 tricky words without hesitation to an adult or older sibling.

Step 2: Read the sentences to an adult or older sibling or read the sentences with an adult or older sibling.

*see next slide



Time for tricky words

your

again

home

of

have

want

1. Can you say that again?
2. Do you want a cup of tea?
3. We want to play that again.
4. When did you paint your home?
5. Have you paid for your drink yet?
6. We have run out of milk again.
7. I want to stay at home today.
8. Will your mum and dad be at home this weekend?



Tricky Word Practice Lap



6a.	mother	who	father	what	brother
6b.	her	sister	cousin	they	family
7a.	two	saw	three	want	four
7b.	here	why	house	there	because
8a.	was	before	after	some	these
8b.	work	baby	children	were	should

Spelling Task 2

Practice reading all your tricky words or go on a tricky word hunt.

Snakes and Ladders Task 3

16 Snakes and Ladders

18	red	17	win	16	fox	15	dug	
10	best	11	flip	12	stamp	strict	14	doll
9	fuzz	8	stack	shock	6	when	5	much
START	1	think	2	took	3	spoon	4	clang

Instructions: Take turns to roll the dice and move your counter. Read the word on your landing square. If you land at the bottom of a ladder and read the word correctly, move your counter up the ladder. If you land at the top of a snake, slide down the snake. First to the end is the winner.

On the Mat

See Miss Taylor's post on
class story
for your On the Mat
lesson.



Instructions: Read the word. Circle the base words in blue and the suffixes in red.

runs singing sighs
helps growing smells
crying snows kicking

Instructions: Add the base word and suffix together and write it on the line. Copy the verb into the sentence. Copy each sentence into your exercise book and draw pictures to illustrate. Read the sentences to a friend.

1. lick + ing = _____

The dog is _____ my hand.

2. blow + ing = _____

The wind is _____ in the trees.

3. send + ing = _____

Gran is _____ us a gift in the mail.



Spelling- Responding task

Complete the following activities.
See the next slide for suggestions on
how to complete this task in your
workbook.

*Parents/Carers select the most
appropriate suggestion for your child*

Take a photo of your work and send it to your teacher
on ClassDojo for marking and feedback

Like this...



Spelling 31-08-21

Read the words. Circle the base word in blue and the suffixes in red.

runs

1. lick + ing = licking OR 1. licking

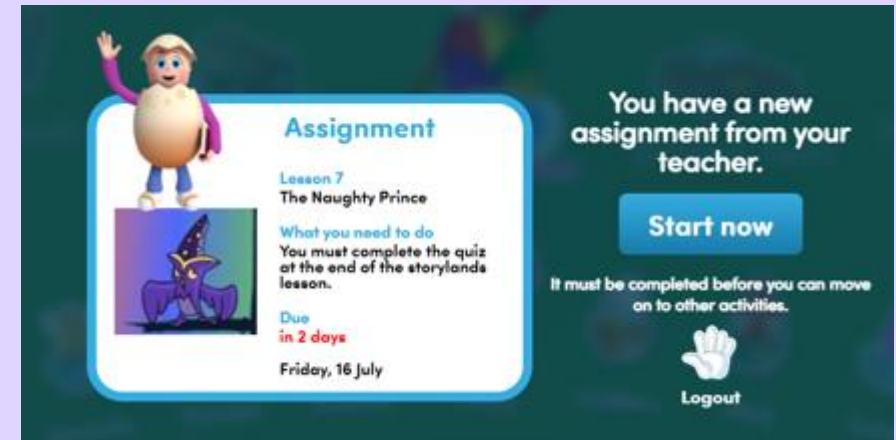
The dog is licking my hand.

Reading Eggs

Step 1: Log into Reading Eggs



Step 2: Click start now



Step 3: Complete activities 4-7



Writing

We are learning to (WALT): Write super sentences

What I'm looking for (WILF):

- I can use capital letters.
- I can use full stops at the end of my sentence.
 - I can leave finger spaces.
- I can write about something or someone.
- I can check my sentences make sense.

A Super Sentence ...
... starts with a capital letter

A B C D E

A Super Sentence ...
... ends with a full stop

Sam has a black cat. ✓

A Super Sentence ...
... tells us about someone or something



A Super Sentence ...
... must make sense



Reading & Writing

- Listen to the story 'The Day the Crayons Quit'

Click the link below or type 'The Day the crayons quit - Books Alive! Read Aloud book for children' on YouTube



<https://www.youtube.com/watch?v=489micE6eHU>

3 New Words:

- **Gorgeous** means: very beautiful or lovely.
 - **Congratulate** means: to praise someone for doing well.
 - **Prove** means: to show that something is real or correct.
- Answer the following questions in your workbook.

Remember to write in full sentences.

1. Why is Red Crayon unhappy?
2. What word does Purple Crayon use to describe his colour?
3. What is Black Crayon sick of being used for?
4. What does Green Crayon want to congratulate Duncan for? How is Green Crayon's letter different from the other letters?
5. What does Yellow Crayon say to prove he is the colour of the sun?

Take a photo of your work and send it to your teacher on ClassDojo for marking and feedback



Kindergarten Capacity

4K views • 1 year ago



Paige Cullen

Math Task 1

CAPACITY

Guessing which container holds the most!

Please click on the YouTube link below:

<https://www.youtube.com/watch?v=3DjMfcwEzUQ>

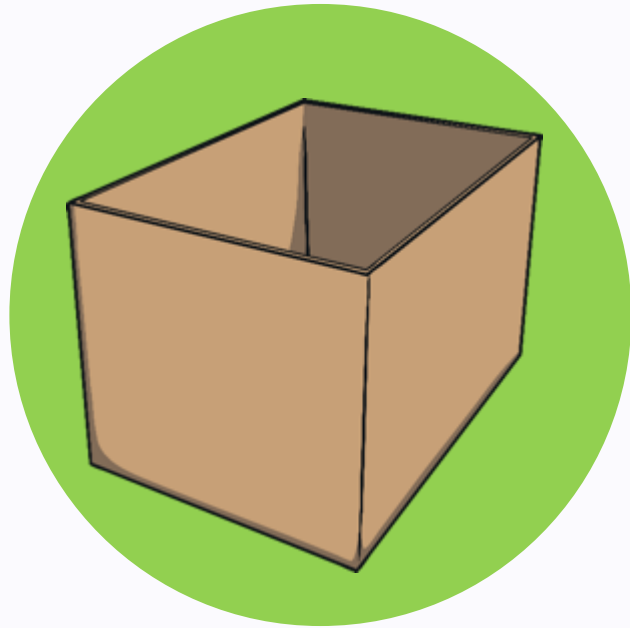
Or simply search 'Kindergarten Capacity' on YouTube!

And click on the video above:

WARM UP

Write the answer in your workbook like below:

1) a



1)

a) the box

Capacity

Which holds more?



b) the jar

Capacity

Which holds more?



2)

a) the mug

b) the tablespoon

Capacity

Which holds more?



3)

a) the kids pool

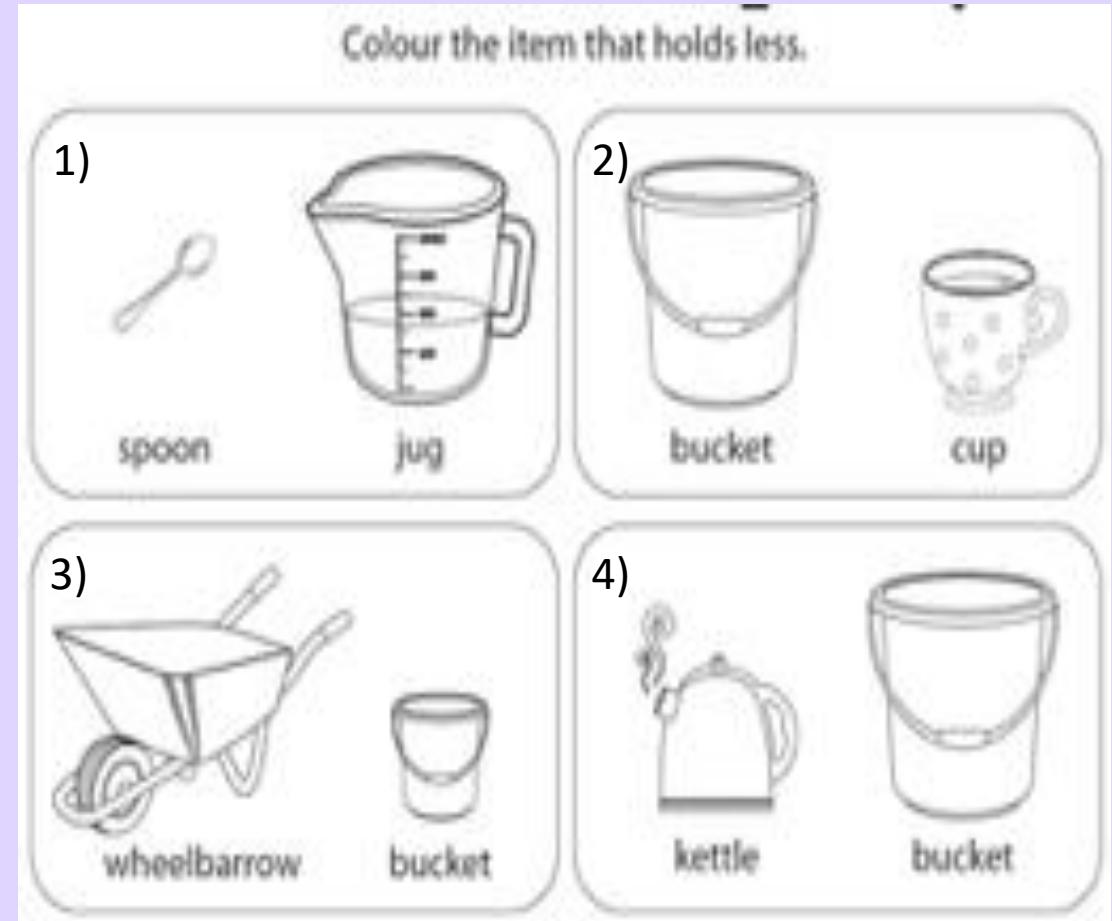

b) the plant pot

Task 2: Which item holds less?

Answer in your workbook
by writing the number
then writing the answer
eg. 1) Spoon

OPTIONAL Extension:

Think about the video you watched and
answer the following question in your book:



Addition Mentals

Task 3



Complete the following by writing into your workbook.

Take a photo of your answers and working out and send it to your teacher on ClassDojo.

$4 + 4 =$

$3 + 2 =$

$7 + 5 =$

$8 + 8 =$

Extension: (Optional)

$15 + 3 =$

$10 + 7 =$

$18 + 10 =$

$9 + 25 =$

Don't forget to go onto Matific after this task

Geography

We are learning to (WALT): show what the weather might look like at different places



Weather in different places

Task: Draw a picture in each box showing what that place might look like with the weather described.

Central Australia on a hot summer day

Darwin on a hot day with heavy rain from a storm in the wet season

Snowy Mountains on a cold windy day in winter

Term 3 Week 8

Year 1

Wednesday 1st September
2021



Our Day - Timetable

Daily Task	Read a book to someone at home
Tricky words	Spelling task 1-3
Break	Crunch & sip
Reading Eggs	Complete assigned activities
Think & Write	Think, act, say and write each word in a sentence
Break	Morning tea & play
Math	Math game (posted on Class Story)
Math Task 1	Capacity with Farmer Fred Video
Math Task 2	Task
Math Task 3	Subtraction Mentals
Matific	Work through activities on Matific
Break	Lunch & play
Science	It's a Material World
Zoom	Join your teachers on <u>Zoom</u> at <u>2pm</u>

Spelling Task 1

Step 1: Practise reading set 3 tricky words without hesitation to an adult or older sibling.

Step 2: Read the sentences to an adult or older sibling or read the sentences with an adult or older sibling.



Time for tricky words

your

again

home

of

have

want

1. Can you say that again?
2. Do you want a cup of tea?
3. We want to play that again.
4. When did you paint your home?
5. Have you paid for your drink yet?
6. We have run out of milk again.
7. I want to stay at home today.
8. Will your mum and dad be at home this weekend?





Tricky Word Practice Lap



6a.	mother	who	father	what	brother
6b.	her	sister	cousin	they	family
7a.	two	saw	three	want	four
7b.	here	why	house	there	because
8a.	was	before	after	some	these
8b.	work	baby	children	were	should

Spelling Task 2

Practice reading all your tricky words.

Snakes and Ladders Task 3

16 Snakes and Ladders

18	red	17	win	16	fox	15	dug	
10	best	11	flip	12	stamp	14	doll	
9	fuzz	8	stack	6	when	5	much	
START →	1	think	2	took	3	spoon	4	clang

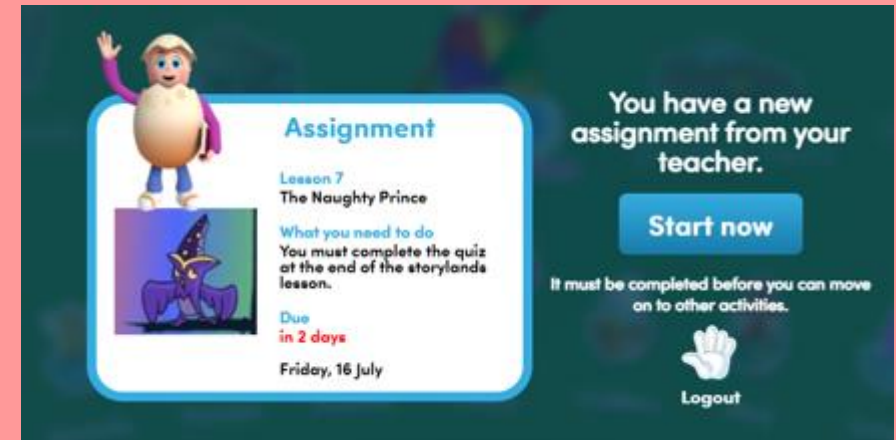
Instructions: Take turns to roll the dice and move your counter. Read the word on your landing square. If you land at the bottom of a ladder and read the word correctly, move your counter up the ladder. If you land at the top of a snake, slide down the snake. First to the end is the winner.

Reading Eggs

Step 1: Log into Reading Eggs



Step 2: Click start now



Step 3: Complete activities 1-4



Writing

We are learning to (WALT): write super sentences

What I'm looking for (WILF):

- I can use capital letters.
- I can leave finger spaces.

I can use full stops at the end of my sentence.

- I can check my sentences make sense.



A Super Sentence ...
... starts with a capital letter

A B C D E

A Super Sentence ...
... ends with a full stop

Sam has a black cat. ✓

A Super Sentence ...
... tells us about someone or something



A Super Sentence ...
... must make sense



Think & Write



Look at the three words

Gorgeous

Congratulate

Prove

Act out or think about each word, then read the sentence.

Pretend that you are gazing at a **gorgeous** painting on the wall. Now say this sentence: "What a gorgeous painting!" Write your own sentence or sentences in your workbook using the word **gorgeous**.

Example: This is a gorgeous flower.

Go and **congratulate** a household member on being a good (e.g., sister, brother). Say "Congratulations, I think you are doing a great job at _____ during lockdown."

Pretend you are a detective who has worked out who stole a diamond ring from a jewellery shop. You have just found the fingerprints! Now say "Stop Ah-ha! It was you and I can prove it!"

Colour Wheel Fun!



Create a colour wheel! You will need the primary colours red, blue and yellow for the inner circle. Can you predict what these colours will make when mixed together.

Red + **Yellow** =

Yellow + **Blue** =

Red + **Blue** =

For the outer circle you will need the secondary colours orange, green and purple.

Take a photo of your work and send it to your teacher on ClassDojo for marking and feedback

Math Task 1

Capacity with Farmer Fred



Please click on the YouTube link below.

Or simply search 'Capacity with Farmer Fred' and click on the video below:

<https://www.youtube.com/watch?v=HhiUoPxNXbl>

WARM UP

Write the answer in your workbook like below:

1) a



1)

a) the bowl

Capacity

Which holds more?



b) the bucket

Capacity

Which holds more?




2)

a) the water bottle

b) the milk carton

Capacity

Which holds more?



3)

a) the teacup

b) The fish bowl

Volume and Capacity: Task 2

Which item would you use?

Complete the following in your workbook post on Class Dojo 😊

You can either draw and colour the items OR answer like:

1) b

1)

Colour the item you would use to fill the bucket.



spoon



jug



2)

Colour the item you would use to fill the cup.



bucket



jug



3)


Colour the item you would use to fill the kettle.



jug



spoon





Subtraction Mentals

Task 1

Complete the following by writing into your workbook.
Take a photo of your answers and working out and send it to your teacher on ClassDojo.

Helpful Tip:

Use counters or household items to help you count.

$4 - 1 =$

$5 - 4 =$

$6 - 4 =$

$11 - 5 =$

Extension: (Optional)

$12 - 9 =$

$18 - 8 =$

$24 - 7 =$

$28 - 9 =$

Science: Material World

Introduction

Before something is made, the designers think carefully about how it will be used. Designers then choose materials that will suit the purpose.

Task: What went wrong? →

- 1 Talk with a partner about what the designers got wrong when designing this slippery slide.



Hint: You may have to explain what is on the slide, may be helpful to show them a grater so they can get a better visual understanding as to why it would not be suitable for a slide.
No writing necessary in this lesson 😊



Term 3 Week 8



Year 1

Thursday 2nd
September
2021

Our Day Timetable




Daily Task	Help fold your clothes
Tricky words	Spelling task 1-3
'On the Mat'	Engage in On the Mat lesson and complete spelling-responding task
Break	Crunch & sip
Reading Eggs	Complete assigned activities
Writing	My favourite colour
Break	Morning tea & play
Math	Math game (posted on Class Story)
Math Task 1	Volume and Capacity Video
Math Task 2	Scavenger Hunt Task
Math Task 3	Subtraction Mentals
Matific	Work through activities on Matific
Break	Lunch & play
Fine Motor	Fine motor fun!
Zoom	Join your teachers on <u>Zoom</u> at <u>2pm</u>

Spelling Task 1

Step 1: Practise reading set 4 tricky words without hesitation to an adult or older sibling.

Step 2: Read the sentences to an adult or older sibling or read the sentences with an adult or older sibling.

*see next slide



Time for tricky words

saw

as

all

your

was

do

1. Are we all here?
2. You should do as I say.
3. Nisha was at home all day.
4. I saw your book on the desk.
5. What do you want me to do?
6. That man is as strong as an ox.
7. We all saw you kick the ball into the net.
8. She went to the shop as soon as she could.






Tricky Word Practice Laps (Sets 6-8 including revision)



6a.	mother	who	father	what	brother
6b.	her	sister	cousin	they	family
7a.	two	saw	three	want	four
7b.	here	why	house	there	because
8a.	was	before	after	some	these
8b.	work	baby	children	were	should

Spelling Task 2

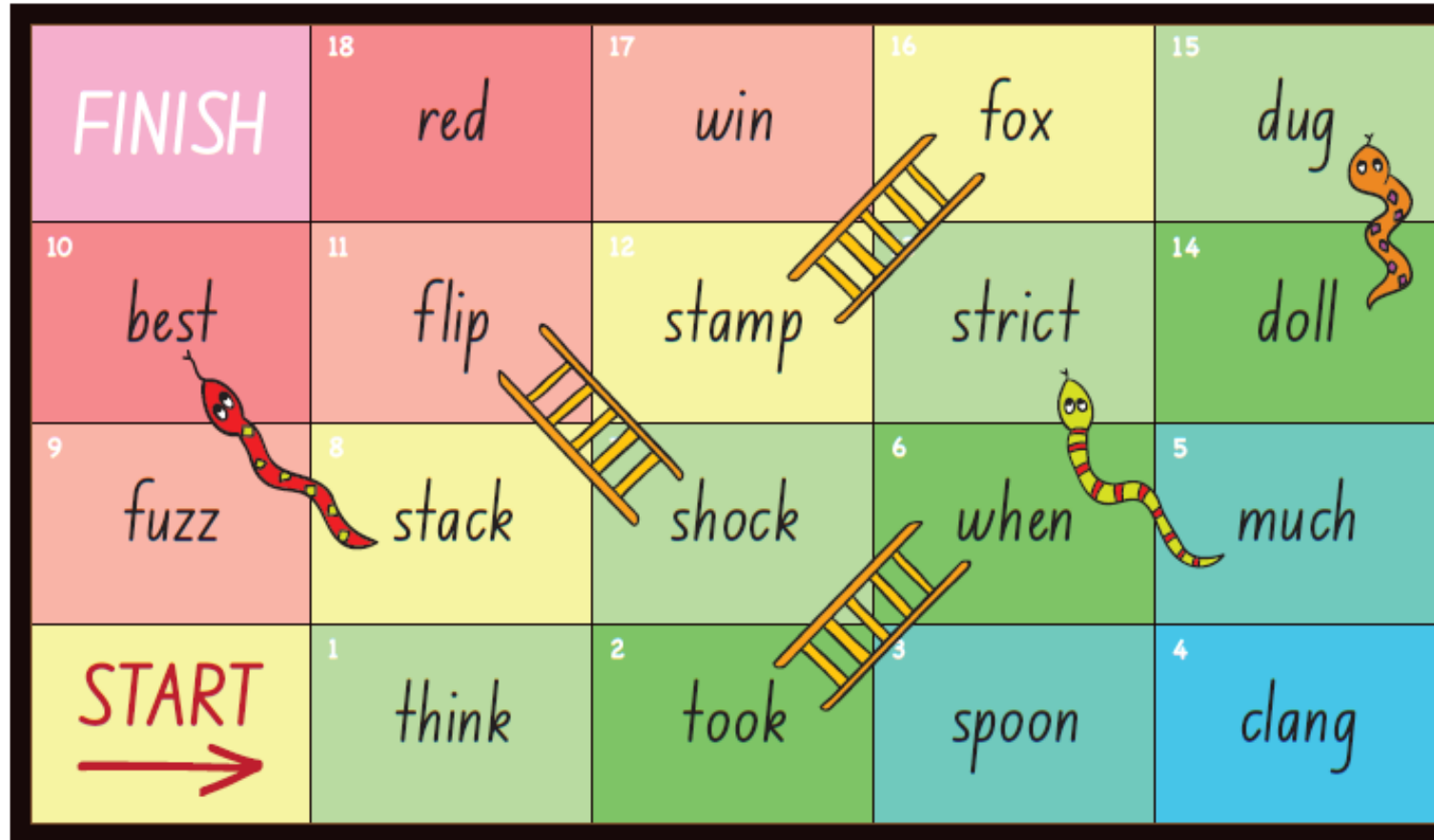
Practice reading all your tricky words.



Snakes and Ladders Task 3

16

Snakes and Ladders



Instructions: Take turns to roll the dice and move your counter. Read the word on your landing square. If you land at the bottom of a ladder and read the word correctly, move your counter up the ladder. If you land at the top of a snake, slide down the snake. First to the end is the winner.



On the Mat

See Mr Dunn's post on class story for your On the Mat lesson.



Instructions: Read the word. Write the base word and suffix under each heading.

	Base word	Suffix
dreaming	dream	ing
trusting		
arrows		
standing		
lights		
clicking		
glues		
shadows		

Instructions: Choose **two** verbs from the box. Add the suffix 'ing' or 's' to your words. Write the words in the spaces, then write a sentence using each word. Read the sentences to a partner.

Verb				Suffix
play	jump	help	creep	+ s
stand	speak	sniff	wait	+ ing


1. _____ / _____

2. _____ / _____

Spelling- Responding task

Complete the following activity.

See the next slide for how to complete this task in your workbook.



Like this...



Spelling

02-09-21

Read the word. Write the base word and suffix.

dream
trust

ing
ing

Choose two verbs. Add the suffix 'ing' or 's' to your word. Then write a sentence using each word.

1. playing

I like playing at the park.

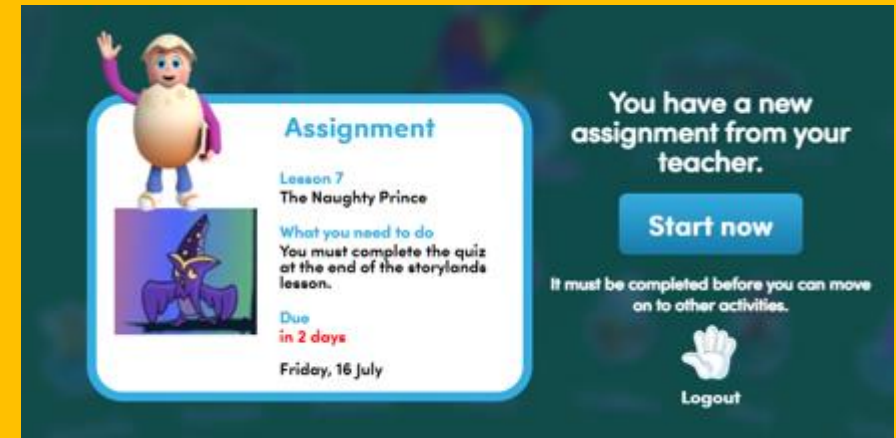
you can choose any of the verbs.

Reading Eggs

Step 1: Log into Reading Eggs



Step 2: Click start now



Step 3: Complete activities 4-7





Writing

We are learning to (WALT): Write super sentences

What I'm looking for (WILF):

- I can use capital letters.
- I can use full stops at the end of my sentence.
- I can leave finger spaces.
- I can write about my favourite colour.
- I can check my sentences make sense.

Writing

Use the writing template and choose a crayon colour. Think of three uses for that colour. (e.g., You can use yellow to colour bananas, lemons and sunshine.) Pick one of the three uses and think of a positive word to describe it. (e.g., I think bananas are delicious. That is why yellow is the best colour of all!).

Initials: _____
Storybook Lessons
Storybook 13: The Day the Crayons Quit
Writing template

Name: _____

My Favourite Colour

I think that _____ is the best colour.

You can use _____ to colour

(Item 1) _____ ,

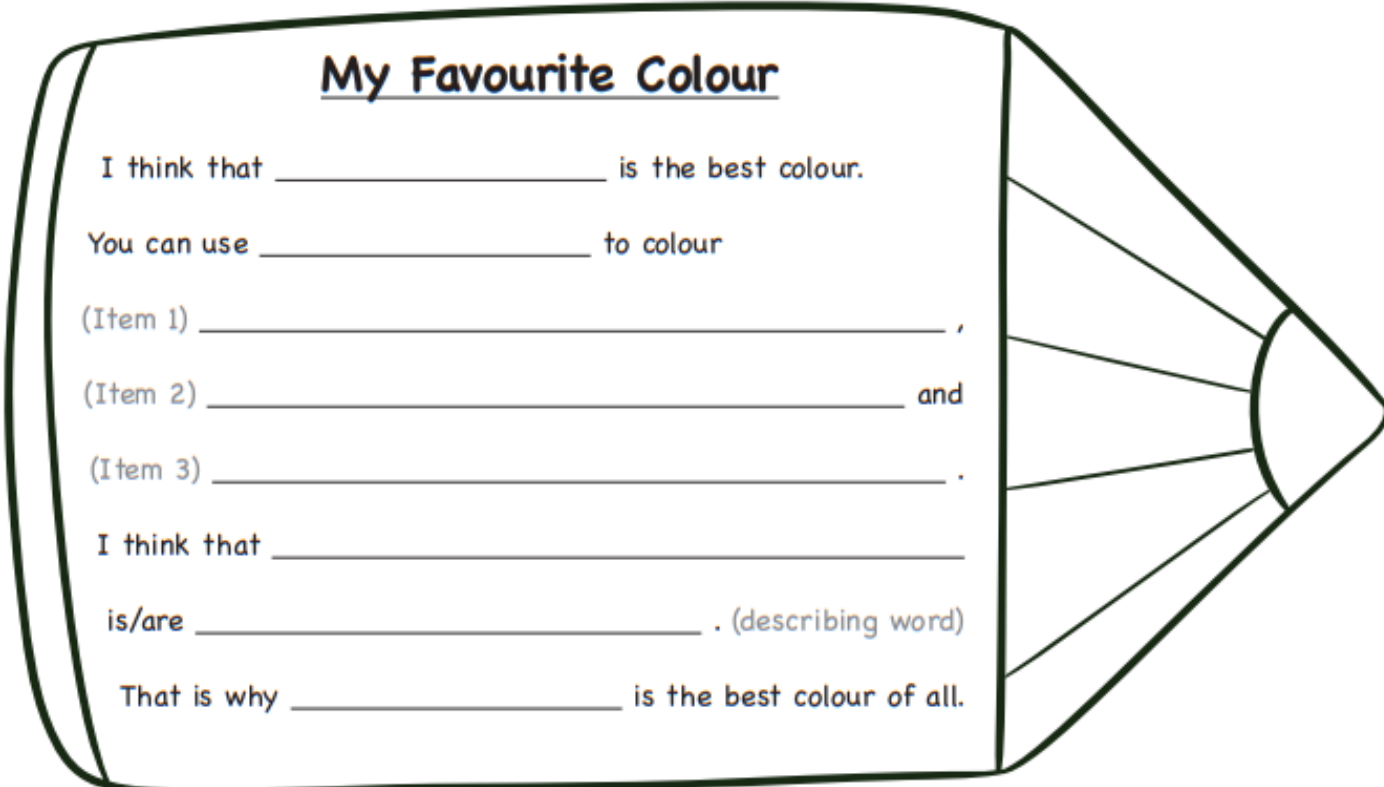
(Item 2) _____ and

(Item 3) _____ .

I think that _____

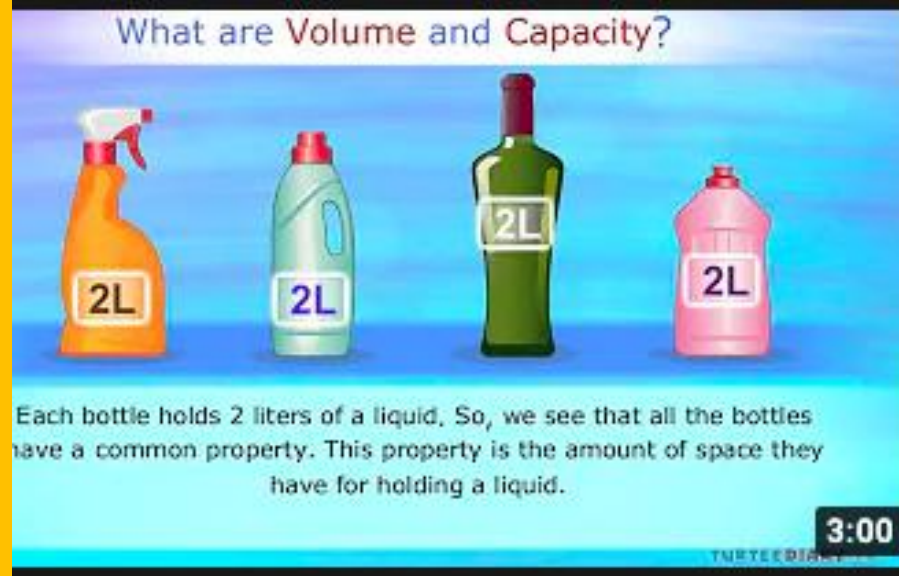
is/are _____ . (describing word)

That is why _____ is the best colour of all.



Take a photo of your work and send it to your teacher
on ClassDojo for marking and feedback

Math Task 1



Volume and Capacity Introduc

919K views • 6 years ago



Turtlediary

Volume and Capacity Video

Please click on the YouTube link below:

<https://www.youtube.com/watch?v=GKCE8ohIBqE>

Or simply search 'Volume and Capacity – Turtlediary' and click on the video above:

Task 2 – Scavenger Hunt



Optional Extension:
Answer the following questions
below in your workbook
or just discuss with a parent

What are some liquids in your
house that's takes up space?
(Hint: Look in the fridge)

Find **three** containers that hold
liquid. Once you have your three
containers, put them in order from
least to most capacity.

Take a photo and post it onto
Class Dojo 😊

Choose some different containers. Does the
tallest container always hold the most water?
Why? Why not?



Subtraction Mentals Task 3

Complete the following by writing into your workbook.

Take a photo of your answers and working out and send it to your teacher on ClassDojo.

Don't forget to
use the
counting-back
strategy



$9 - 1 =$

$7 - 5 =$

$8 - 4 =$

$12 - 4 =$

Extension: Optional

$15 - 5 =$

$14 - 6 =$

$18 - 8 =$

$27 - 9 =$

Fine Motor Fun!

Lets practise building the strength in our hands and fingers!
Here are a few activities you could try at home.

Handwriting

Practise writing with shaving cream or try using different materials to write with such as pencils, crayons, pens, markers etc.



Tongs & Tweezers

Use tongs or tweezers to pick up small objects.



Cutting

You will need:

- Paper, old magazines, cardboard, cereal boxes, leaves etc.
- Scissors



Playdough

Roll, press, squeeze, flatten and cut the playdough. Decorate with toothpicks, cotton tips, buttons etc.



Building

Get creative and build.



Treading

You will need:

- String or shoe lace
- Beads, pasta, fruit loops or cut up straws



Term 3 - Week 8

Year 1

Friday 3rd September 2021

Our Day Timetable

Daily Task	Tell your family a joke!
Tricky words	Spelling task 1-3
'On the Mat'	Engage in On the Mat lesson and complete spelling- responding task
Break	Crunch & sip
Reading Eggs	Engage in any activity on Read Eggs
Writing	Write a story on Reading Eggs
Break	Morning tea & play
Math	Math game (posted on Class Story)
Math Task 1	Volume Millilitres Task
Math Task 2	Addition and Subtraction Mentals
Math Task 3	Optional: Numberjacks Video
Matific	Work through activities on Matific
Break	Lunch & play
PDPHE-Sport	Physical activity
Zoom	Join your teachers on Zoom at 2pm for some games and a chat. Come dressed in your pyjamas and bring your favourite toy along

Stuck on what to do for Father's Day, here are a few ideas to help you out...

All About My Dad

His name is _____

He is _____ years old.

His job is _____


He loves to eat _____
and drink _____

My favorite thing to do with him is _____

He is the best at _____

He is not very good at _____

I love my dad because _____



Created by Ashley's Goodies, 2017

Ask your child to answer these questions without prompting.



Father's Day card

You will need:

- Paper
- Pencils
- Cupcake case

5 things I love about Dad

You will need:

- Paddle pop sticks
- Markers
- Paper
- Glue



Father's Day Award Ribbon

You will need:

- Paper
- Scissors
- Pencils or markers



Spelling Task 1

Step 1: Practise reading set 4 tricky words without hesitation to an adult or older sibling.

Step 2: Read the sentences to an adult or older sibling or read the sentences with an adult or older sibling.

*see next slide



Time for tricky words

saw

as

all

your

was

do

1. Are we all here?
2. You should do as I say.
3. Nisha was at home all day.
4. I saw your book on the desk.
5. What do you want me to do?
6. That man is as strong as an ox.
7. We all saw you kick the ball into the net.
8. She went to the shop as soon as she could.





Tricky Word Practice Laps (Sets 6-8 including revision)



6a. mother who father what brother

6b. her sister cousin they family

7a. two saw three want four

7b. here why house there because

8a. was before after some these

8b. work baby children were should

Spelling Task 2

Practice reading all your tricky words.

Snakes and Ladders Task 3

16 Snakes and Ladders

18	red	17	win	16	fox	15	dug	
10	best	11	flip	12	stamp	strict	14	doll
9	fuzz	8	stack	shock	6	when	5	much
START	1	think	2	took	3	spoon	4	clang

Instructions: Take turns to roll the dice and move your counter. Read the word on your landing square. If you land at the bottom of a ladder and read the word correctly, move your counter up the ladder. If you land at the top of a snake, slide down the snake. First to the end is the winner.



On the Mat

See Mr Dunn's post on class story for your On the Mat lesson.



Instructions: Fill in 'ir' or 'ur'. Copy the word on the line below. Draw a line from the word to the picture. Read the words to a partner.

girl

shirt

burn

church

b____n

ch____ch

g____l

sh____t



Instructions: Choose the correct word from the box to complete the sentences. Read the sentence and draw a picture to illustrate.

burst fur turn bird first

Draw a cat with soft fur. 

1. The _____ sat in the tree.
2. The cat has soft _____.
3. The balloon _____.
4. Did you come _____?
5. Is it my _____ yet?

Spelling- Responding task

Complete the following activity.

See the next slide for suggestions on how to complete this task in your workbook.

Parents/Carers select the most appropriate suggestion for your child.

Take a photo of your work and send it to your teacher on ClassDojo for marking and feedback

Like this...



Spelling 03-09-21

burn ch__ch g__l sh__t

burn answer answer answer

OR

burn ch__ch g__l sh__t

1. The answer sat in the tree.

OR

1. answer
2. answer
3. answer
4. answer
5. answer



Reading Eggs

Log onto Reading Eggs
and complete any
activity of your
choosing.

Writing

We are learning to (WALT): Create a story

What I'm looking for (WILF):

- I can use story factory to create my story
- I can select the pictures I would like to use
 - I can give my story a title
 - I can write super sentences

A Super Sentence ...
... starts with a capital letter

A B C D E

A Super Sentence ...
... ends with a full stop

Sam has a black cat. 

A Super Sentence ...
... tells us about someone or something



A Super Sentence ...
... must make sense



Reading Eggs

Writing

Create your own story on Reading Eggs. Follow the steps to access Story Factory.

How can your child access the Story Factory?



The Writing Challenge (**Challenge #2**) allows both class submissions and individual student submissions.

If your child wishes to submit a story individually, they will need to have completed Level 10 in the **My Lessons** area of Reading Eggs.

To access the Story Factory:

- 1 Children log into their accounts at: sso.readingeggs.com/login
- 2 Click **Story Factory**.
- 3 Click on **Write your story here**.
- 4 Click **Start new story** and then **Start your story**.
- 5 Follow the **easy step-by-step** instructions to create and submit their story.



Introduction

Focusing on Volume

Remember:

* **Volume** is how much space an object takes up.



ml = millilitres

This is a way volume is measured.

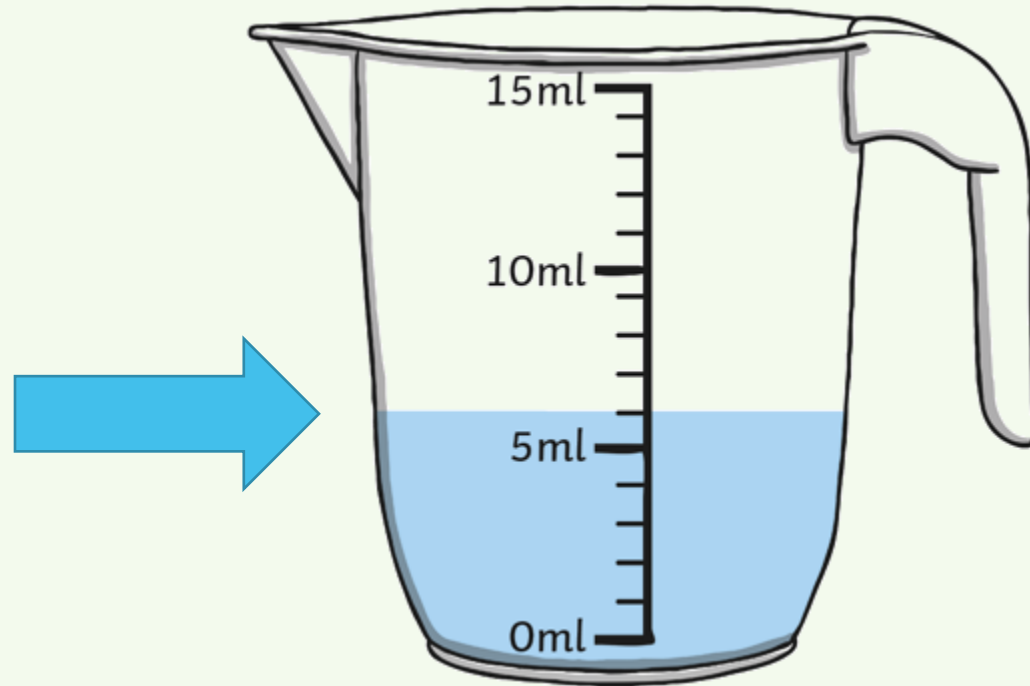
Warm up Task:

How much ml is in each jug, next three slides.

This slide has been done for you.

Measuring in ml

How much liquid is in this jug?



6 ml

How much liquid is in this jug?



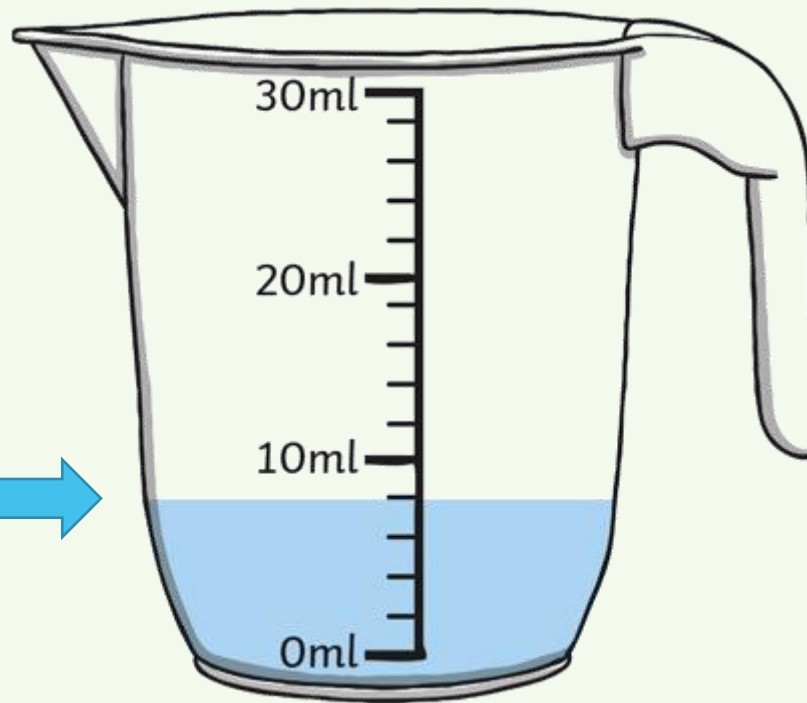
1) _____ml

How much liquid is in this jug?



2) _____ ml

How much liquid is in this jug?



Note:

They are going up by 2s →

3) _____ ml

Volume and Capacity

Task 1

Need to put down a $>$, $<$ or $=$ when comparing the jugs. These symbols mean:

$>$ MORE THAN

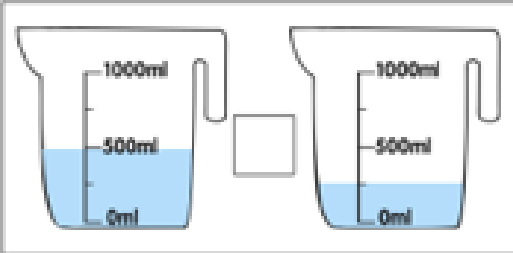
$<$ LESS THAN

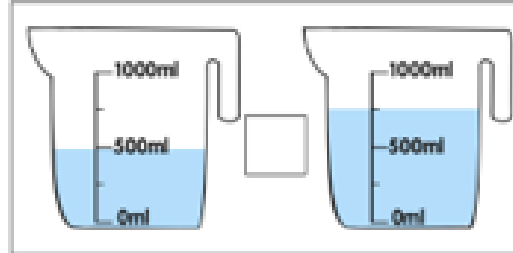
$=$ EQUAL

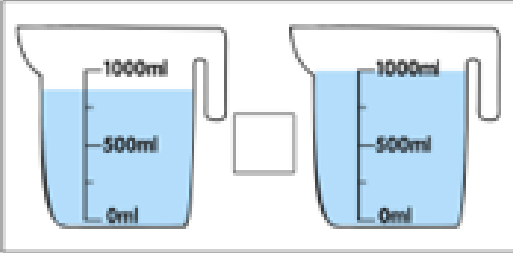
In your book simply put: 1) $>$
Take a photo of your answers and working out and send it to your teacher on ClassDojo.

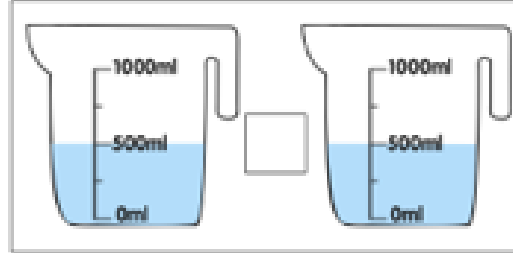
Comparing Volume

Write the $>$, $<$ or $=$ symbol to compare the volume.

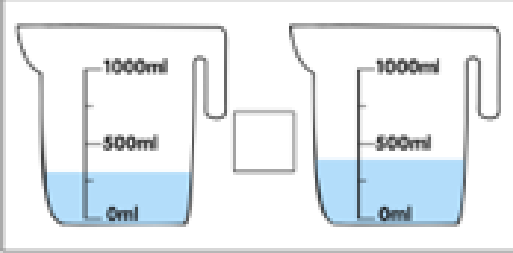
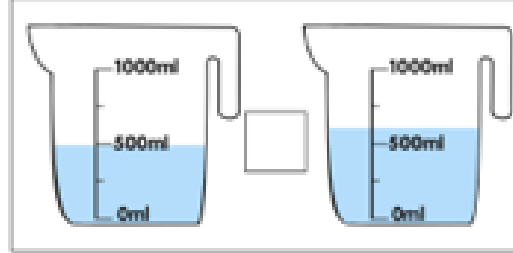
1) 

2) 

3) 

4) 

Optional:


 

Addition AND Subtraction Mentals

Task 2

As usual:
Complete the
following by writing
into your workbook.

Take a photo of your
answers and working
out and send it to
your teacher on
ClassDojo.



$6 - 2 =$

$4 + 3 =$

$7 - 5 =$

$11 + 6 =$

$13 - 4 =$

$15 + 7 =$

Extension: Optional

$17 - 5 =$

$12 + 6 =$

$21 - 6 =$

$21 + 9 =$



NUMBERJACKS S1 • E20

NUMBERJACKS | The Container Drainer

7.4M views • 6 years ago



Numberjacks ✓

Everything is empty thanks to the Puzzler - 3 helps 5 to 5, 6 Agents: 96, 61, 100, ...

CC

Optional Task

Optional Video:

NumberJacks! (Long video 14 mins)

Click on the YouTube link below:

<https://www.youtube.com/watch?v=4y0QvIFGxqA&t=364s>

Or search 'NumberJacks Container Drainer' and click on the video pictured above:

Sport –Friday!

Fundamental Movement Skills Lesson Throwing and Catching - Juggling

Click the link: <https://youtu.be/j0OYAvxJCxg>

Or search 'SISA Fundamental Movement Skills Lesson' and click on the video below:



SISA Fundamental Movement Skills Lesson

3.5K views • 3 weeks ago



SISA Australia

Throwing and Catching - Juggling Level 1 and 2.



ZOOM!

Join your teachers on Zoom at 2pm for some games and a chat. Come dressed in your pyjamas and bring your favourite toy along.

