



Term 3 – Week 7

Year 1
Monday 23rd August 2021

Our Day - Timetable

Daily Task	Help think or create your Book Week costume
Tricky words	Spelling task 1-3
'On the Mat'	Engage in On the Mat lesson and complete spelling- responding task
Break	Crunch & sip
Reading Eggs	Complete assigned activities
Reading & Writing	Listen to the story 'Ping Meets Pang' & complete the character chronicle activity
Break	Morning tea & play
Math	Math game (posted on Class Story)
Math Task 1	Video - Tallying (Data)
Math Task 2	Tallying
Math Task 3	Addition Mentals
Matific	Work through activities on Matific
Break	Lunch & play
Book Week	The Scribble Game
Zoom	Join your teachers on Zoom at 2pm.

BOOK WEEK!

Theme: Old Worlds, New Worlds, Other Worlds.

Challenge

Read as many books as you can! Take a picture of you reading and share to ClassDojo.

You can also read books on Reading Eggs! See how many books you can read!

How can your child access the Library?

For children using Reading Eggs:

- 1 Children log into their accounts at sso.readingeggs.com/login
- 2 Click on the Library icon.
- 3 Click Find a book.



Stuck on Book Week ideas, here's a few to help you out...



The Paper Bag Princess
All you need is a brown paper bag and crazy hair.



Fox in Socks
Read clothes, blue socks and your costume is sorted!



The Very Hungry Caterpillar
Paper and coloured pencils will help you create this look.



The Day the Crayons Quit
Do you have red, green, blue, pink, brown, orange, yellow or purple clothes? If so you have a costume!



Spelling Task 1



Step 1: Practise reading your tricky words without hesitation to an adult or older sibling.

Step 2: Read the sentences to an adult or older sibling **or** read the sentences with an adult or older sibling.

*see next slide



Time for tricky words

your

again

home

of

have

want

1. Can you say that again?
2. Do you want a cup of tea?
3. We want to play that again.
4. When did you paint your home?
5. Have you paid for your drink yet?
6. We have run out of milk again.
7. I want to stay at home today.
8. Will your mum and dad be at home this weekend?





Tricky Word Practice Laps (Sets 1-5)

1.	said	are	her	was	you	very
2.	put	have	were	then	there	they
3.	here	what	want	some	where	should
4.	saw	friend	school	your	again	home
5.	who	many	any	love	says	over

Spelling Task 2

Practice reading all your tricky words.

Snakes and Ladders Task


Snakes and Ladders

18	red	17	win	16	fox	15	dug	
10	best	11	flip	12	stamp	strict	14	doll
9	fuzz	8	stack	shock	6	when	5	much
START	1	think	2	took	3	spoon	4	clang

Instructions: Take turns to roll the dice and move your counter. Read the word on your landing square. If you land at the bottom of a ladder and read the word correctly, move your counter up the ladder. If you land at the top of a snake, slide down the snake. First to the end is the winner.



On the Mat



See Mr Dunn's post on class story for your On the Mat lesson.

Initial: R-1 Lessons 55-56 Name: _____
 Worksheet 1 'or' (2/26)

Instructions: Fill in each word with 'or'. Copy the word in the space. Read the word to your partner.

f _ k	/ _____	t _ ch	/ _____
c _ n	/ _____	sp _ t	/ _____
s _ t	/ _____	h _ n	/ _____

Instructions: Read the sentences and circle the words with 'or'. Read the sentences to a partner. Draw the picture.

- The horse ran down the track.
- I eat my meat with a fork.
- There was a lot of wind and rain in the storm.

Responding task

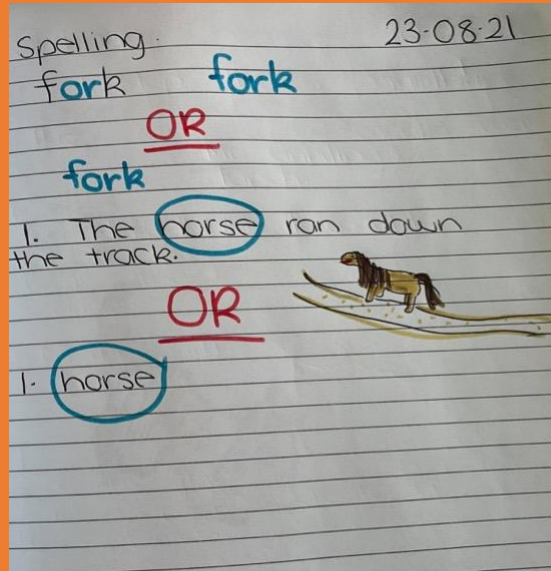
Complete the following activity.

See the next slide for suggestions on how to complete this task in your workbook.

Parents/Carers select the most appropriate suggestion for your child.

Take a photo of your work and send it to your teacher on ClassDojo for marking and feedback

Like this...

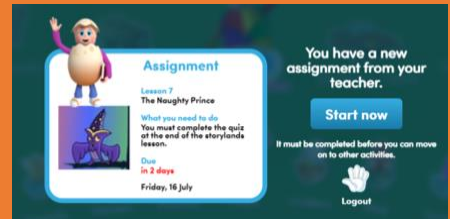


Reading Eggs

Step 1: Log into Reading Eggs



Step 2: Click start now



Step 3: Complete activities 1-4



Reading & Writing

Prior to reading

Ask your child or think about the following questions:

What do you know about pandas?

What makes a good friend?


Watch

Watch the story Ping Meets Pang. Click the link below or type 'Read Out Loud PING MEETS PANG by Mary Jane Begin' on YouTube

<https://youtu.be/iBXq4YEAKBE>

After listening to the story/Writing:


Complete the Character Chronicle activity found on the next page. Select a character from the book and share your thoughts about the character's personality, appearance, actions and how the character changed throughout the story.




See the next slide for suggestions on how to complete this task in your workbook.

Parents/Carers select the most appropriate suggestion for your child.

Write in full sentences, dot points or draw in your workbook. Like this...





Character Chronicle

Name: _____

Use the template below to create a profile of a character from a book of your choice.

Book title:

Character name:

Character's actions:

Character's appearance:

Character's personality:

How does your character change?

11

Counting and Tallying: Task 1

Warm up: Please watch the counting and tallying video on the link:

<https://www.youtube.com/watch?v=-pEA3w8SQws>

Or search 'counting with tally marks' and click on the video pictured below:



OPTIONAL: Watch 'Tally O'Malley!' story on the link:

<https://www.youtube.com/watch?v=ZcGb5u2qigY>

Or search 'Tally O'Malley' and click on the video pictured below:



Data: Tallying Task 2

Walk around your house and count by tallying.

How many of the following can you find?

Write in your workbook like: 1) III

What?	Picture	Tally
1) Windows		
2) Beds		
3) Doors		
4) Chairs		

Addition Mentals: Task 3

After you have watched Miss Taylor's Math Game video posted on Monday. Complete the following by writing into your workbook.

Take a photo of your answers and working out and send it to your teacher on ClassDojo.



Helpful Tip:
Use counters
or household
items to help
you count.

$3 + 3 =$

$1 + 7 =$

$9 + 4 =$

$8 + 5 =$

Extension: (Optional)

$18 + 3 =$

$14 + 8 =$

$22 + 9 =$

$8 + 27 =$

Don't forget to go onto Matific after this task!

THE SCRIBBLE GAME

Join Mary Jane Begin, author and illustrator of PING MEETS PANG, for **Ready Set Draw!** Mary teaches us the Scribble Game. It's a game that starts with a scribble and ends wherever your imagination takes you!

Click the link below or type 'Ready Set Draw! The scribble game with Mary Jane Begin' on YouTube.

<https://youtu.be/qNFzZ-2NS14>



THE SCRIBBLE GAME

- Step 1: Make a scribble! Don't think about it too much. Any scribble will do.
Step 2: Look at the scribble... Does it suggest any larger shape or object to you?
Step 3: Add to the scribble to make it into whatever it is you see!

For example...

Step 1:



Step 2:



Step 3:



Additional ideas: You can do this alone, or with a partner. How? Make two copies of the same scribble and see what you each come up with. Is it similar? Different? Why do you think that is? You can also make scribbles for one another, taking turns scribbling and drawing. You can also turn your scribbles into storytelling prompts. If your completed scribble is a character, write or draw more about them. If you're completed scribble is a place, write or draw more about it. You can also put two (or more!) completed scribbles together and figure out how to tell a story in which both are featured.

jarrettlerner.com

JARRETT

Term 3 - week 7



Year 1
Tuesday 24th
August 2021

Our Day - Timetable

Daily Task	Get active & play outside!
Tricky words	Spelling task 1-3
'On the Mat'	Engage in On the Mat lesson and complete spelling- responding task
Break	Crunch & sip
Reading Eggs	Complete assigned activities
Reading & Responding	Listen to the story 'The Crayon Man' and observe and draw nature
Break	Morning tea & play
Math	Math game (posted on Class Story)
Math Task 1	Warm up: Video
Math Task 2	Tallying Data
Math Task 3	Addition mentals
Matific	Work through activities on Matific
Break	Lunch & play
Book Week	Create your own character
Zoom	Join your teachers on <u>Zoom</u> at <u>2pm</u>

BOOK WEEK!

Theme: Old Worlds, New Worlds, Other Worlds.

Challenge



Read as many books as you can! Take a picture of you reading and share to ClassDojo.

You can also read books on Reading Eggs! See how many books you can read!

How can your child access the Library?

For children using Reading Eggs:

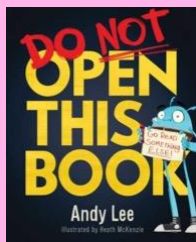
- 1 Children log into their accounts at sso.readingeggs.com/login
- 2 Click on the **Library** icon.
- 3 Click **Find a book**.

Stuck on Book Week ideas, here's a few to help you out...

Do Not Open This Book

Do you have cardboard lying around at home? Roughly mark out how large you want Whizz to be. Then draw and cut out his egg shape before getting crafty with some paint, textas or coloured pencils.



Saucepan Man from The Magic Faraway Tree

To create this costume all you need is foil and a few saucepans.



The Lorax

Speaking for the trees is as easy as an orange poncho, orange sunglasses and cardboard features.

Charlotte's Web

A pair of denim overalls and shirt will help you pull off this costume.




Spelling Task 1

Step 1: Practise reading set 3 tricky words without hesitation to an adult or older sibling.

Step 2: Read the sentences to an adult or older sibling **or** read the sentences with an adult or older sibling.

*see next slide



Time for tricky words

your	again	home
of	have	want

1. Can you say that again?
2. Do you want a cup of tea?
3. We want to play that again.
4. When did you paint your home?
5. Have you paid for your drink yet?
6. We have run out of milk again.
7. I want to stay at home today.
8. Will your mum and dad be at home this weekend?



Tricky Word Practice Laps (Sets 1-5)

1.	said	are	her	was	you	very
2.	put	have	were	then	there	they
3.	here	what	want	some	where	should
4.	saw	friend	school	your	again	home
5.	who	many	any	love	says	over

Spelling Task 2

Practice reading all your tricky words or go on a tricky word hunt.

Snakes and Ladders Task

16 Snakes and Ladders

16	18	17	16	15
FINISH	red	win	fox	dug
10	11	12	13	14
best	flip	stamp	strict	doll
9	8	7	6	5
fuzz	stack	shock	when	much
START	1	2	3	4
→	think	took	spoon	clang

Instructions: Take turns to roll the dice and move your counter. Read the word on your landing square. If you land at the bottom of a ladder and read the word correctly, move your counter up the ladder. If you land at the top of a snake, slide down the snake. First to the end is the winner.

On the Mat

See Miss Taylor's post on class story for your On the Mat lesson.



Spelling Responding task

Complete the following activities.

See the suggestion on how to complete this task in your workbook.

Instructions: Read the words. Sort the words into their correct homes. Read the words to your partner.

core north more fork
shore snore horn corn

or

ore

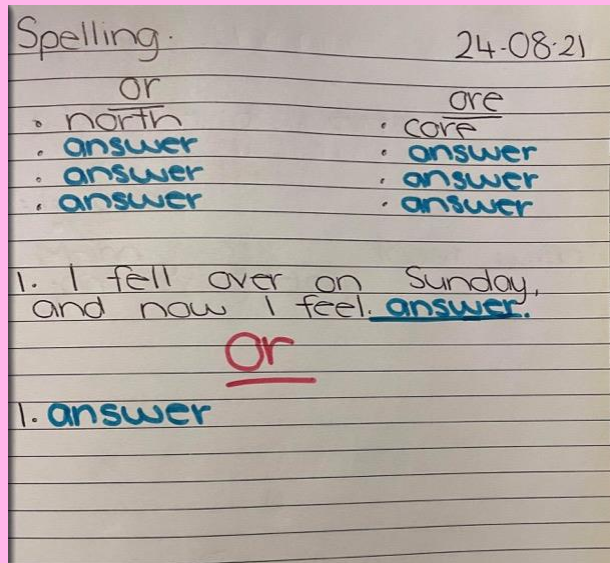

Instructions: Read the words. Complete the sentences using the word that fits best. Read the sentences to a friend.

- I fell over on Sunday, and now I feel _____.
- We use a _____ when we cannot see in the dark.
- Sam likes to use a spoon and a _____ when she eats.
- When we run out of food we go to the _____.
- We will use public _____ to get home from the show.

store
fork
sore
transport
torch

Take a photo of your work and send it to your teacher on ClassDojo for marking and feedback

Like this...

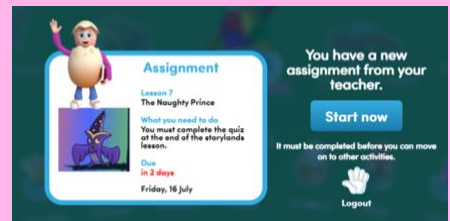


Reading Eggs

Step 1: Log into Reading Eggs



Step 2: Click start now



Step 3: Complete activities 4-7



Reading & Responding

Prior to reading

Ask your child or think about the following questions:

Do you like to draw?


What do you draw or colour with?

Watch

Watch the story *The Crayon Man*. Enjoy the whole story without interruption.

Click the link below or type 'Read out loud *The Crayon Man* - The true story of the invention of Crayola Crayons' on YouTube.

<https://youtu.be/aYkqCILYib4>




After listening to the story/Observe and draw nature

Go outside and go on a nature walk! Remember to use all five senses. Look at the colours all around you. What can you see? What can you hear and smell? How does nature make you feel? Or bring some nature back home (a vase of flowers, some leaves, feathers, shells or whatever is available) or look at picture of a garden.

Draw in black and white: On a plain white piece of paper, first draw some nature/flowers in pencil.

Draw in colour! Now repeat the exercise, but this time, use some colour!



Organizing and Interpreting Data - 1st Grade Math Videos for Kids

221K views · 3 years ago



Math & Learning Videos 4 Kids

Come learn about organizing and interpreting data for 1 in this fun math video for kids. Remember kids to not ge

CC

Math Task 1

Organising and Interpreting Data

Please click on the YouTube link below:

<https://www.youtube.com/watch?v=KHVb0TIM8WQ>

Or simply search 'Data first grade math' on YouTube!


And click on the video above:

Data: Tallying Task 2

① Five students were asked if they liked spiders.



1a) Make a Tally of the data above (like below):

	Yes	
	No	

1b) Count and write the correct number (like below):

	children like spiders.
	children do not like spiders.

1c) Write and finish this sentence:

I think most children do not like spiders because...

Five students were asked if they liked strawberry cupcakes.



2a) Make a Tally of the data above (like below):

	Yes	
	No	

2b) Count and write the correct number (like below):

	children like strawberry cupcakes.
	children do not like strawberry cupcakes.

2c) Write and finish this sentence:

I think most children do like strawberry cupcakes because...

Addition Mentals Task 3



Complete the following by writing into your workbook.

Take a photo of your answers and working out and send it to your teacher on ClassDojo.

$8 + 1 =$

$5 + 3 =$

$4 + 8 =$

$4 + 10 =$

Extension: (Optional)

$16 + 3 =$

$15 + 10 =$

$19 + 9 =$

$26 + 7 =$

Don't forget to go onto Matific after this task

Make your own character

MAKE YOUR OWN CHARACTER

Draw a shape. ANY shape! It can be basic or it can be wEiRd. Next add some eyes, a mouth, and some arms and legs and — VOILA! — you've got yourself a character!

Eyes:

“ ” ○○ □□ ○○ ☹️ ..
 ○○ □□ △△ ∩∩ ∪∪ ∥

Mouths:

∪ ∩ ◐ ◑ ∩ ☺️
 ☹️ ∩ ∩ ∩ ∩ ☺️

Arms & Legs:

∩ ∩ ∩ ∩ ∩ ∩ ∩ ∩

Try a nose! Experiment with hair!
 Make up your own variations!
 The possibilities are endless!

jarrettlerner.com

JARRETT

Term 3

Week 7

Year 1

Wednesday 25th

August 2021



Wellbeing Wednesday

Today is a day for you! Wellbeing is such an important foundation to the overall health of an individual. Today's remote learning looks a little different. You are to choose **at least** 4 activities from the grid to complete throughout the day. You can complete these individually or with someone at home. You are welcome to complete more if you would like to. Have fun and take today as an opportunity to relax, enjoy yourself and embrace feelings of positive wellbeing!

Make a call, a card, artwork or send a message to someone and tell them why you are thankful for them.	Sit in the sun and draw. You might want to draw what you can see.	Make a lava lamp! https://www.sciencefun.org/kidszone/experiments/lava-lamp/	Lie in your backyard and watch the clouds. Notice and draw what objects you can find in them.	Blow bubbles outside! https://artfulparent.com/how-to-make-homemade-bubbles/	Bake some cookies with your family and enjoy them for afternoon tea together.
Dress up and take new family photos.	Make fluffy slime https://www.cnet.com/home/smart-home/make-slime-without-borax/	Making a wish jar. Write down 3 wishes you have for the future. Decorate your wish jar and keep it safe.	Play a family board/card game or make a game up.	Build a kite and try to fly it outside: https://www.youtube.com/watch?v=mc3AUuu9_I	Sit in your backyard with your family and have a picnic lunch in the sun. Play a ball game.
Help an adult do some gardening.	Create your own drumming pattern. As you drum, connect with your heartbeat.	Make homemade pizzas with an adult and eat them while watching your favourite movie! https://www.healthylittlefoodies.com/tortilla-pizza/	Share jokes or a riddle with your family members.	Listen to your favourite songs, sing and dance around the room! Make up a dance if you wish and perform it as a concert!	Quietly complete a chore for someone in your home without being asked.
Make a stress toy: https://www.wikihow.com/Make-a-Balloon-Stress-Ball	Mediate! Access the link to meditate in the Crystal cave! https://www.youtube.com/watch?v=nEv4wGRGgIs	Make a Nature Bracelet out of masking tape (sticky part on the outside). Take a walk to find flowers and leaves to decorate your bracelet with.	Go on a virtual field trip through this Virtual Reality Rainforest Tour: https://youtu.be/5JvJCvdqvYs	Build a fort out of blankets and pillows. Make fairy bread or fruit kebabs and have a picnic inside your fort.	With an adult, go on a local walk, bike ride or bushwalk!

Term 3 Week 7

Year 1
Thursday 26th August
2021



Our Day Timetable

Daily Task	Enjoy the fresh air
Tricky words	Spelling task 1-3
'On the Mat'	Engage in On the Mat lesson and complete spelling- responding task
Break	Crunch & sip
Reading Eggs	Book Week writing challenge
Writing	My favourite book & design a new book cover
Break	Morning tea & play
Math	Math game (posted on Class Story)
Math Task 1	Data Video
Math Task 2	Graphing Task
Math Task 3	Subtraction Mentals
Matific	Work through activities on Matific
Break	Lunch & play
Book Week	Finish the comic
Teams	Join your teachers on Zoom at 2pm .


BOOK WEEK!

Theme: Old Worlds, New Worlds, Other Worlds.

Challenge

Read as many books as you can! Take a picture of you reading and share to ClassDojo.



You can also read books on Reading Eggs! See how many books you can read!



How can your child access the Library?

For children using Reading Eggs:

- 1 Children log into their accounts at sso.readingeggs.com/login
- 2 Click on the **Library** icon.
- 3 Click **Find a book**.

Spelling Task 1

Step 1: Practise reading set 4 tricky words without hesitation to an adult or older sibling.

Step 2: Read the sentences to an adult or older sibling or read the sentences with an adult or older sibling.

*see next slide

Time for tricky words

saw

friend

school

so

were

where

1. This is where I go to school.
2. I think I saw a bug in my room.
3. Where were you on Sunday?
4. Adam and Bella are my good friends.
5. Eric saw footprints in the mud.
6. Milla had so much fun with her friends.
7. My friend was sick, so she did not go to school.
8. They were on the school bus when we saw them.

48





Tricky Word Practice Laps (Sets 1-5)



1.	said	are	her	was	you	very
2.	put	have	were	then	there	they
3.	here	what	want	some	where	should
4.	saw	friend	school	your	again	home
5.	who	many	any	love	says	over

Spelling Task 2

Practice reading all your tricky words.

Snakes and Ladders Task

Snakes and Ladders

18	red	17	win	16	fox	15	dug		
10	best	11	flip	12	stamp	strict	14	doll	
9	fuzz	8	stack	7	shock	6	when	5	much
START	1	think	2	took	3	spoon	4	clang	

Instructions: Take turns to roll the dice and move your counter. Read the word on your landing square. If you land at the bottom of a ladder and read the word correctly, move your counter up the ladder. If you land at the top of a snake, slide down the snake. First to the end is the winner.

On the Mat



See Mr Dunn's post on class story for your On the Mat lesson.



Instructions: Add the suffix 's' to the end of the verb and write the word. Copy that word into the sentence. Read the sentences to a partner. Read the sentence in the box and draw a picture to match.

1. eat + s = _____

Mum _____ toast with jam every day.

2. sleep + s = _____

The dog _____ on my bed.

3. call + s = _____

Nan _____ us every Tuesday.

4. hunt + s = _____

The fox _____ for food for her cubs.

5. swim + s = _____

My sister _____ at the beach.

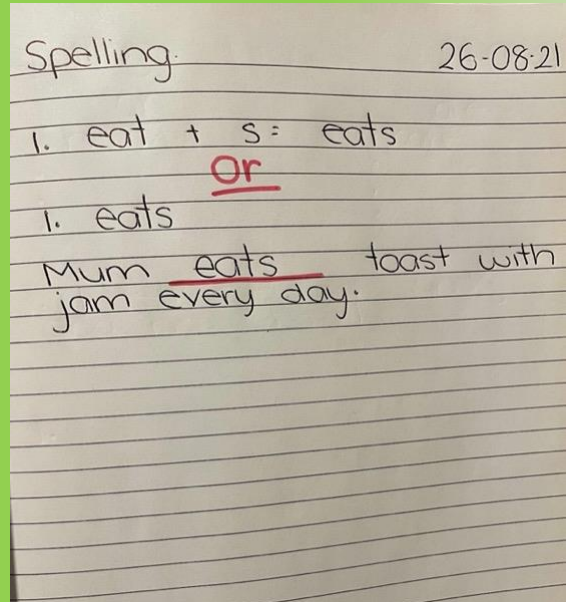
The dog sleeps on my bed. ✎

Responding task

Complete the following activity.

See the next slide for suggestions on how to complete this task in your workbook.

Like this...



Reading Eggs

Writing Challenge!
Create your own story on Reading Eggs. Follow the steps to access Story Factory.

How can your child access the Story Factory?



The Writing Challenge (**Challenge #2**) allows both class submissions and individual student submissions.

If your child wishes to submit a story individually, they will need to have completed Level 10 in the **My Lessons** area of Reading Eggs.

To access the Story Factory:

- 1 Children log into their accounts at: [sso.readingeggs.com/login](https://www.readingeggs.com/login)
- 2 Click **Story Factory**.
- 3 Click on **Write your story here**.
- 4 Click **Start new story** and then **Start your story**.
- 5 Follow the **easy step-by-step** instructions to create and submit their story.





We are learning to (W)ALT: Write super sentences

What I'm looking for (WILF):

- I can use capital letters
- I can use full stops at the end of my sentence.
- I can leave finger spaces.
- I can write about something or someone.
- I can check my sentences make sense.


Writing

What is your favourite book?

Write about your favourite book.

Design a new book cover for that book.

My Favourite Book



Title of Book: _____

Type of Book: _____

story information poetry

This book is about _____

I like it because _____

My favourite book. 12-08-21

Title: Alpacas with Moracas

Type of book: Story

This book is about Marcca and his pal Al. They loving spending time together and enter a talent contest.

I like this book because it is funny and has beautiful illustrations.

Take a photo of your work and send it to your teacher on ClassDojo for marking and feedback

MINI MATH MOVIES
data!
SCRATCH GARDEN

	###

8:13

Data! | Mini Math Movies | Scratch Garden
388K views • 5 months ago
Scratch Garden ✓
This primary math lesson video is about data and practices data collection, data organization, data visualization and data ...
CC

DATA!

Math Task 1

Please click on the YouTube link below:
https://www.youtube.com/watch?v=zF_dBk8EPDk
Or simply search 'Data scratch garden' and click on the video above:

Data: Graphing Task 2

Students need to find the correct number of each animal and colour the boxes to create a graph.

You may want to count and tally the sea animals first! If you have the paper pack, simply colour in the boxes. If working online, please draw the sea animal (or write their name (eg crab) and put an X next to it to create a graph like below:



Ocean I Spy
Complete the graph as you count the ocean creatures.

	1	2	3	4	5	6
	1	2	3	4	5	6
	1	2	3	4	5	6
	1	2	3	4	5	6
	1	2	3	4	5	6
	1	2	3	4	5	6

Subtraction Mentals Task 3

Complete the following by writing into your workbook.

Take a photo of your answers and working out and send it to your teacher on ClassDojo.

Don't forget to use the counting-on strategy:

Lock in the bigger number in your head!

$4 - 3 =$

$7 - 2 =$

$6 - 5 =$

$8 - 4 =$

Extension:

$14 - 10 =$

$11 - 8 =$





$20 - 5 =$

$18 - 9 =$



FINISH THIS comic!

FINISH THIS COMIC!



Draw 3 boxes in your book and complete the comic!
Like this...



Term 3 – Week 7

Year 1
Friday 27th
August
2021



Our Day Timetable

Daily Task	Practise a skill such as riding your bike, throwing & catching or tying your shoes
Tricky words	Spelling task 1-3
'On the Mat'	Engage in On the Mat lesson and complete spelling- responding task
Break	Crunch & sip
Read Set Draw	Draw Fuzzball from 'NO FUZZBALL'
Writing	Who am I? Character Guess Who
Break	Morning tea & play
Math	Math game (posted on Class Story)
Math Task 1	Subtraction Mentals
Math Task 2	Data Video
Math Task 3	Interpreting Graph Task
Matific	Work through activities on Matific
Break	Lunch & play
Book Week	Draw a picture of your favourite place in the world, real or imaginary
Zoom	Join your teachers on Zoom at 2pm for some games and a chat. Come dressed up as a book character.

BOOK WEEK!

Theme: Old Worlds, New Worlds, Other Worlds.

Dress up as your favourite book character! Don't forget to take a photo and send it to your teachers.



Spelling Task 1

Step 1: Practise reading set 4 tricky words without hesitation to an adult or older sibling.

Step 2: Read the sentences to an adult or older sibling or read the sentences with an adult or older sibling.

*see next slide



Time for tricky words

saw

friend

school

so

were

where

1. This is where I go to school.
2. I think I saw a bug in my room.
3. Where were you on Sunday?
4. Adam and Bella are my good friends.
5. Eric saw footprints in the mud.
6. Milla had so much fun with her friends.
7. My friend was sick, so she did not go to school.
8. They were on the school bus when we saw them.

48



Tricky Word Practice Laps (Sets 1-5)



- | | | | | | | |
|----|------|--------|--------|------|-------|--------|
| 1. | said | are | her | was | you | very |
| 2. | put | have | were | then | there | they |
| 3. | here | what | want | some | where | should |
| 4. | saw | friend | school | your | again | home |
| 5. | who | many | any | love | says | over |

Spelling Task 2

Practice reading all your tricky words.



Snakes and Ladders Task

16 Snakes and Ladders

18	red	win	fox	15	dug
10	best	11 flip	12 stamp	strict	14 doll
9	fuzz	8 stack	shock	6 when	5 much
START	1 think	2 took	3 spoon	4 clang	

Instructions: Take turns to roll the dice and move your counter. Read the word on your landing square. If you land at the bottom of a ladder and read the word correctly, move your counter up the ladder. If you land at the top of a snake, slide down the snake. First to the end is the winner.

On the Mat



See Miss Taylor's post on class story for your On the Mat lesson.



Spelling Responding task

Complete the following activity.

Write the sentence with the correct word in your workbook.

Take a photo of your work and send it to your teacher on ClassDojo for marking and feedback



INITIAL:R-1 Lesson 66 Worksheet 6 Spelling 'v' (verbs) Name: _____

Instructions: Circle the correct word. Write the sentence on the line below. Read your sentences to a partner.

1. I read / reads lots of books.

2. The frog leaps / leap over the log.

3. I swims / swim in the pool.

4. We sing / sings for the mums and dads.


5. Dad sweep / sweeps the room with a broom.

6. The cat nap / naps on the bed.

Ready Set Draw! Fuzzball from NO FUZZBALL!

Isabella Kung, the author and illustrator of NO FUZZBALL, is here to teach you how to draw the purrrr-fect royal pawtrait — majestic whiskers, luxurious fur coat and all! Click the link below or type 'Ready Set Draw! Fuzzball from NO FUZZBALL!' on YouTube.

<https://youtu.be/YOnpacFIIQ8>



Reading & Writing

Pick 1 of the 3 stories to watch. When you have finished pick 1 character from the story you are going to describe in the game 'Character Guess Who'. *Found on the next slide.

Henry Holton Take the Ice

Click the link below or type 'Henry Holton Takes the Ice read by Ray Romano' on YouTube. <https://youtu.be/I31vI7152ew>



Clark the Shark

Click the link below or type 'Clark the Shark read by Chris Pine' on YouTube. <https://youtu.be/lgZRMptAOLk>



Please Please the Bees

Click the link below or type 'Please Please the bees read by Rashida Jones' on YouTube. <https://youtu.be/-XFQNGJmLEk>



Writing

We are learning to (WALT): Write descriptive clues

What I'm looking for (WILF):

I can describe the character

I can write 3-5 clues

I can write super sentences

Pick one of the suggested books from the previous page and write 3-5 descriptive clues about your selected character without using their name.

Send in your clues and see if your teachers can guess your character.

Who am I? Character Guess Who



Name: _____

Using a book selected by your teacher, select a character, and write 5 descriptive clues about them without using their name. Read these out, one at a time to your classmates and get them to guess your character.

Book title:

Choose character:

Character clues:

Clue 1

Clue 2

Clue 3

Clue 4

Clue 5

Subtraction Mentals Task 1

Complete the following by writing into your workbook.

Take a photo of your answers and working out and send it to your teacher on ClassDojo.

Don't forget to use the counting-on strategy:
Lock in the bigger number in your head!



$$\begin{array}{ll} 5 - 1 = & 5 - 2 = \\ 5 - 5 = & 10 - 3 = \end{array}$$

Extension:

$$\begin{array}{ll} 17 - 7 = & 21 - 10 = \\ 16 - 8 = & 17 - 12 = \end{array}$$

Math Task 2

Watch this video which helps students understand and interpret graphs:

Click on the YouTube link below:
<https://www.youtube.com/watch?v=IGZSfupOKB8>

Or search 'Bar Graphs for kids' and click on the video pictured→



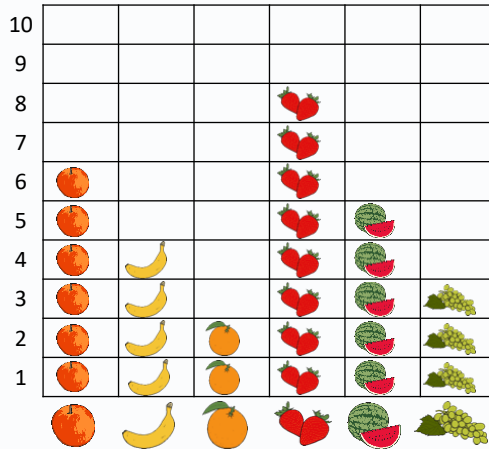
Bar Graphs for Kids | Middle Grade | Kids Academy
67K views · 3 years ago

Kids Academy

Welcome our new video: Bar Graphs for Kids Academy Kids Academy, will

Task 3

A class was asked what is their favourite fruit? Below are the results.
Please answer the questions on the following page in your workbook.



Task 3 (continued)

Answer the follow questions in your workbook

1. What was the most popular fruit?
2. What was the least popular fruit?


Extension: (Optional)

3. Did you notice anything interesting about your picture graph?



Old Worlds, New Worlds, Other Worlds.

Draw a picture of your favourite place in the world, real or imaginary.



ZOOM!

Join your teachers on Zoom at **2pm** in your book week costume! Don't forget to take a picture of you dressed up and send it to your teacher so we can create a virtual book parade

