



Term 3 – Week 6

Year 1
Monday 16th August 2021

Our Day - Timetable

Daily Task	Make your bed
Tricky words	Spelling task 1-3
'On the Mat'	Engage in On the Mat lesson and complete spelling - responding task
Break	Crunch & sip
Reading Eggs	Complete assigned activities
Reading & Writing	Listen to the story 'The Lighthouse Keeper's Lunch' & summarise the story
Break	Morning tea & play
Math	Math game (posted on Class Story)
Math Task 1	Patterns with shapes - Video
Math Task 2	Finish the Pattern!
Math Task 3	Addition Mentals
Matific	Work through activities on Matific
Break	Lunch & play
Dance	Dancing
Zoom	Join your teachers on Zoom at 2pm for counting and number fun



Spelling Task 1

Step 1: Practise reading your tricky words without hesitation to an adult or older sibling.

Step 2: Read the sentences to an adult or older sibling **or** read the sentences with an adult or older sibling.

*see next slide



Time for tricky words		
this	for	down
no	that	come

1. That was a lot of fun.
2. This gift is for you.
3. That is not my bag.
4. There is no food left.
5. Thank you for lunch.
6. Come and have a look at this.
7. There was no one in the room.
8. Would you like to come in and sit down?





Tricky Word Practice Laps (Sets 1-5)



1.	said	are	her	was	you	very
2.	put	have	were	then	there	they
3.	here	what	want	some	where	should
4.	saw	friend	school	your	again	home
5.	who	many	any	love	says	over

Practice reading all your tricky words.

Spelling Task 2

Snakes and Ladders Task 3


Snakes and Ladders

18	red	17	win	16	fox	15	dug	
10	best	11	flip	12	stamp	strict	14	doll
9	fuzz	8	stack	shock	6	when	5	much
START	1	think	2	took	3	spoon	4	clang

Instructions: Take turns to roll the dice and move your counter. Read the word on your landing square. If you land at the bottom of a ladder and read the word correctly, move your counter up the ladder. If you land at the top of a snake, slide down the snake. First to the end is the winner.



On the Mat



See Miss Taylor's post on class story for your On the Mat lesson.

Instructions: Circle the best word for each sentence and write the correct word on the line. Read the sentences to a partner. Copy the sentences into your exercise books and draw a picture of the singular and plural for each word.

1. There is one _____ in the nest.	chick chicks
2. There is an _____ on my leg.	ant ants
3. Jay has been here for six _____.	week weeks
4. Meg has lots of _____.	hat hats
5. Look at all the _____ in the bay.	boat boats
6. There are many bees in that _____.	tree trees

Spelling- Responding task

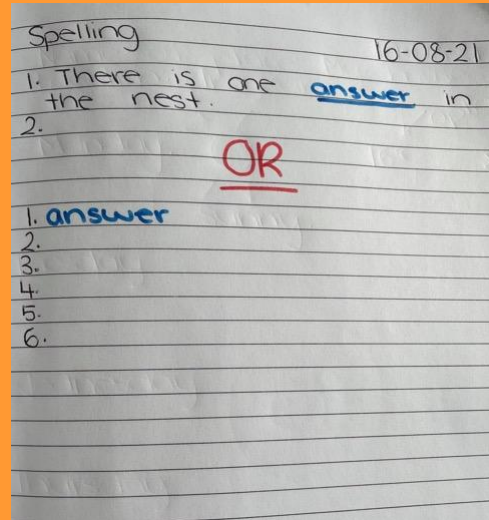
Complete the following activity.

See the next slide for suggestions on how to complete this task in your workbook.

Parents/Carers select the most appropriate suggestion for your child.

Take a photo of your work and send it to your teacher on ClassDojo for marking and feedback

Like this...

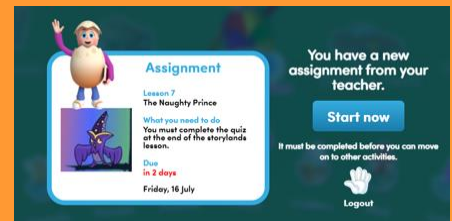


Reading Eggs

Step 1: Log into Reading Eggs



Step 2: Click start now



Step 3: Complete activities 1-4



Reading & Writing

Prior to reading

Ask your child or think about the following questions:
Have you ever seen a lighthouse? Why do we have lighthouses?


Watch

Watch the story. Enjoy the whole story without interruption.

<https://www.youtube.com/watch?v=46wCRq50Wwg>

After listening to the story/Writing:

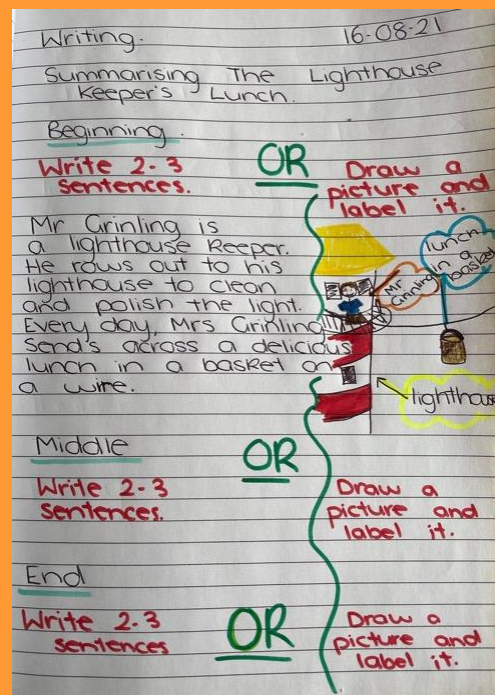
Summarise the story. Write what happened at the beginning, middle and end of the story.



See the next slide for suggestions on how to complete this task in your workbook.

Parents/Carers select the most appropriate suggestion for your child.

Like this...



Shape Patterns Video: Task 1

Warm up: Please watch the Shape Patterns on the link:

<https://www.youtube.com/watch?v=iSHx13kFaJc&t=7s>

Or search 'Patterns 3 with shapes' and click on the video pictured below:



Optional Video: Number Blocks – Pattern Palace! Please click on the link below:

<https://www.youtube.com/watch?v=bT7282PUKnY>

Or simply search 'Number blocks pattern palace' and click on the video below:



Patterns: Task 3

Introduction

Patterns are something that happens in a regular and repeated way.

Warm Up: Can you finish the pattern?



Task 3

Finish the Shape Patterns in your workbook → Simply number each pattern, for example:



Try your best drawing the shapes and when you have completed all 5, post a photo on Class Dojo!

Repeating Patterns
Can you continue the patterns below?

- 1.
- 2.
- 3.
- 4.
- 5.

Addition Mentals: Task 3

After you have watched Miss Taylor's Math Game video posted on Monday. Complete the following by writing into your workbook.

Take a photo of your answers and working out and send it to your teacher on ClassDojo.



Helpful Tip:

Use counters or household items to help you count.

$1 + 1 =$ $2 + 4 =$

$3 + 7 =$ $5 + 4 =$

Extension: (Optional)

$12 + 4 =$ $10 + 8 =$

$20 + 8 =$ $10 + 21 =$

Don't forget to go onto Matific after this task!

Dance

Watch SISA Dance Lesson at the link below

[SISA Dance Lesson - Early Stage 1 and Stage 1 - YouTube](#)

OR


Search SISA Dance Lesson - Early Stage 1 and Stage 1 on YouTube.




SISA Dance Lesson - Early Stage 1 and Stage 1

NUMBER FUN ON ZOOM!

Join your teachers on Zoom at **2pm** for some counting and number fun. A link will be provided on ClassDojo



Term 3 – Week 6



Year 1
Tuesday 17th
August 2021

Our Day - Timetable


Daily Task	Brush your teeth
Tricky words	Spelling task 1-3
'On the Mat'	Engage in On the Mat lesson and complete spelling- responding task
Break	Crunch & sip
Reading Eggs	Complete assigned activities
Reading & Writing	Listen to the story 'The Lighthouse Keeper's Lunch', learn 3 new words with Miss Taylor & answer questions about the story
Break	Morning tea & play
Math	Math game (posted on Class Story)
Math Task 1	Banana, Banana, Meatball! Video
Math Task 2	Patterns using body movements
Math Task 3	Addition mentals
Matific	Work through activities on Matific
Break	Lunch & play
Geography	Weather reporter
Zoom	Join your teachers on Zoom at 2pm for tricky word practise

Spelling Task 1

Step 1: Practise reading set 3 tricky words without hesitation to an adult or older sibling.

Step 2: Read the sentences to an adult or older sibling **or** read the sentences with an adult or older sibling.

*see next slide



Time for tricky words

this	for	down
no	that	come

1. That was a lot of fun.
2. This gift is for you.
3. That is not my bag.
4. There is no food left.
5. Thank you for lunch.
6. Come and have a look at this.
7. There was no one in the room.
8. Would you like to come in and sit down?



Tricky Word Practice Laps (Sets 1-5)

1.	said	are	her	was	you	very
2.	put	have	were	then	there	they
3.	here	what	want	some	where	should
4.	saw	friend	school	your	again	home
5.	who	many	any	love	says	over

Spelling Task 2

Practice reading all your tricky words or go on a tricky word hunt.

Snakes and Ladders Task 3


16 Snakes and Ladders

18	red	win	fox	15	dug			
10	best	11	flip	12	stamp	strict	14	doll
9	fuzz	8	stack	shock	6	when	5	much
START	1	think	2	took	3	spoon	4	clang

Instructions: Take turns to roll the dice and move your counter. Read the word on your landing square. If you land at the bottom of a ladder and read the word correctly, move your counter up the ladder. If you land at the top of a snake, slide down the snake. First to the end is the winner.

On the Mat

See Mr Dunn's post on class story for your On the Mat lesson.



Instructions: Add suffix 's' to make the noun a plural. Write a sentence with your new word. Underline the suffix.

 one chicken	 two _____	_____
 a button	 three _____	_____
 one book	 lots of _____	_____
 a coat	 a few _____	_____


Spelling- Responding task

Complete the following activities.

See the suggestion on how to complete this task in your workbook.

Take a photo of your work and send it to your teacher on ClassDojo for marking and feedback

Like this...



Spelling 17-08-21

1. one chicken } two chickens
I have two chickens

2. a button } three answer
Write a sentence with your new word here.

3. one book } lots of answer
Write a sentence with your new word here.

4. a coat } a few answer
Write a sentence with your new word here.

OR

1. answer
I have two chickens.

2. answer
sentence here

3. answer
sentence here

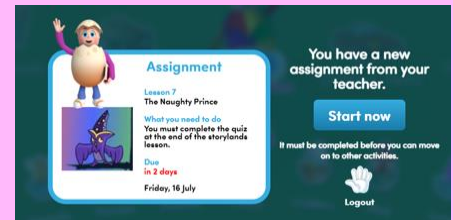
4. answer
sentence here

Reading Eggs

Step 1: Log into Reading Eggs



Step 2: Click start now



Step 3: Complete activities 4-7



Writing

We are learning to (WALT): Write super sentences

What I'm looking for (WILF):

- I can use capital letters.
- I can use full stops at the end of my sentence.
 - I can leave finger spaces.
- I can write about something or someone.
- I can check my sentences make sense.

A Super Sentence ...
... starts with a capital letter

ABCDE

A Super Sentence ...
... ends with a full stop

Sam has a black cat. ✓


A Super Sentence ...
... tells us about someone or something



A Super Sentence ...
... must make sense



Reading & Writing



- Listen to the story 'The Lighthouse Keeper's Lunch' <https://www.youtube.com/watch?v=46wCRq50Wwg>
- See Miss Taylor's post teaching you three new words.
- Answer the following questions in your workbook.
Remember to write in full sentences.


1. Why did Mr. Grinling have to row out to the lighthouse?
2. Three scavenging seagulls set upon Mr Grinling's lunch and devoured it with great gusto. How does Mr Grinling feel when the seagulls devour his lunch?
3. What were the first two plans to stop the seagulls? Why did they fail?
4. Why did Mrs Grinling decide to put mustard on the sandwiches?

Take a photo of your work and send it to your teacher on ClassDojo for marking and feedback



Banana Banana Meatball - Blazer Fresh | GoNoodle

25M views • 4 years ago

 GoNoodle | Get Moving

Patterns made of shapes, patterns made of grapes.
Patterns in the air, patterns everywhere. Patterns in

Math Task 1

Banana, Banana, MEATBALL!

Blazer Fresh Video – Lets make a Pattern

Please click on the YouTube link below:

<https://www.youtube.com/watch?v=BQ9q4U2P3ig>

Or simply search 'Banana banana meatball' on YouTube!

And click on the video above:

Mass

Task 2

In your workbook:

Task 1) Warm up:

Clapping and clicking patterns
Copy this pattern: Clap, click,
clap, click, clap, click

Finish this pattern:

Stomp, clap, stomp, ? , ? , ?

Finish this pattern:

Click, click, clap, click,
click, ? , ? , ? , ?

Extension Task 3 (Optional)

Make up your own pattern: Take
a video and send it on class dojo.

Task 2: Body Percussion

The little Mermaid Body Percussion video.

Follow the steps in the video and have some
fun following the patterns!

Click on the link below

or search 'Body percussion little mermaid'

<https://www.youtube.com/watch?v=pV06cJJraU0>



Under The Sea from The Little Mermaid (Body Percussion)
83K views · 10 months ago
IRENE SMYKOWSKI
Follow the steps to this body percussion video created for elementary music. Under
to ...



Addition Mentals

Task 1

Complete the following by writing
into your workbook.

Take a photo of your answers and working out and
send it to your teacher on ClassDojo.

$2 + 4 =$

$3 + 5 =$

$7 + 3 =$

$4 + 8 =$

Extension: (Optional)

$10 + 3 =$

$16 + 5 =$

$19 + 10 =$

$9 + 27 =$

Don't forget to go onto Matific after this task



Geography



We are learning to (WALT): observe and report the weather

Pretend you are a weather reporter and record yourself on ClassDojo reporting on the weather.

Greet your audience and tell them the date, weather (sunny, windy, partly cloudy) and the temperature. You might like to include what we should wear for the day (beanie and scarf, shorts and sunscreen or umbrella).

TRICKY WORDS ON ZOOM!

Join your teachers on Zoom at **2pm** and practise your tricky words. A link will be provided on ClassDojo



Term 3

Week 6



Year 1
Wednesday 18th
August 2021

Our Day - Timetable

Daily Task	Go outside and play in the sun
Tricky words	Spelling task 1-3
Break	Crunch & sip
Reading Eggs	Complete assigned activities
Think & Write	Think, act, say and write each word in a sentence
Break	Morning tea & play
Math	Math game (posted on Class Story)
Math Task 1	Video
Math Task 2	Skip Counting Activity
Math Task 3	Subtraction Mentals
Matific	Work through activities on Matific
Break	Lunch & play
Science	It's a Material World
Zoom	Join your teachers on <u>Zoom</u> at <u>2pm</u> for 'NEWS' Topic: My Artefact

Spelling Task 1

Step 1: Practise reading set 3 tricky words without hesitation to an adult or older sibling.

Step 2: Read the sentences to an adult or older sibling **or** read the sentences with an adult or older sibling.

*see next slide



Time for tricky words

this

for

down

no

that

come

1. That was a lot of fun.
2. This gift is for you.
3. That is not my bag.
4. There is no food left.
5. Thank you for lunch.
6. Come and have a look at this.
7. There was no one in the room.
8. Would you like to come in and sit down?



Snakes and Ladders Task 3

16 Snakes and Ladders

18	red	17	win	16	fox	15	dug	
10	best	11	flip	12	stamp	strict	14	doll
9	fuzz	8	stack	shock	6	when	5	much
START →	1	think	2	took	3	spoon	4	clang

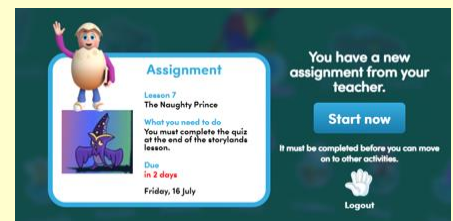
Instructions: Take turns to roll the dice and move your counter. Read the word on your landing square. If you land at the bottom of a ladder and read the word correctly, move your counter up the ladder. If you land at the top of a snake, slide down the snake. First to the end is the winner.

Reading Eggs

Step 1: Log into Reading Eggs



Step 2: Click start now



Step 3: Complete activities 1-4



Writing

We are learning to (WALT): write super sentences

What I'm looking for (WILF):

- I can use capital letters.
- I can leave finger spaces.
- I can use full stops at the end of my sentence.
- I can check my sentences make sense.

A Super Sentence ...
... starts with a capital letter

ABCDE

A Super Sentence ...
... ends with a full stop

Sam has a black cat. ✓

A Super Sentence ...
... tells us about someone or something



A Super Sentence ...
... must make sense



Think & Write

Look at the three words
Devouring Scrumptious Repeating

Act out or think about each word, then read the sentence.

Pretend that you are **devouring** an enormous hamburger. Now say this sentence: "I am so hungry I am devouring this hamburger!"

Write your own sentence in your workbook using **devouring, devoured** or **devour**.


Example: I devoured the delicious cake.

What is a food you think is **scrumptious**? Pretend you are eating that. Now say this sentence: "I think ___ is scrumptious!"

Write your own sentence in your workbook using **scrumptious**

Take turns **repeating** each other's actions (e.g., winking, clicking fingers, hopping on the spot etc). Now say this sentence: "Stop repeating everything I do!"

Write your own sentence in your workbook using **repeating, repeated** or **repeat**.




Math Task 1

Skip Counting

Please click on the YouTube link below. Or simply search 'Counting by twos' and click on the video below:

<https://www.youtube.com/watch?v=GvTcpfSnOMQ&t=2s>



Please click on the YouTube link below. Or simply search 'Counting by Fives' and click on the video below:

<https://www.youtube.com/watch?v=EemjeA2Dijw&t=2s>



Please click on the YouTube link below. Or simply search 'Counting by Tens' and click on the video below:

<https://www.youtube.com/watch?v=Ftati8iGQcs>



Skip Counting: Task 2

Introduction: Skip counting is counting forward by numbers other than 1. Today we will be focussing on skip counting by 2s, 5s and 10s. Refer to the previous skip counting videos if you need help.

Complete the following in your workbook post on Class Dojo 😊

1) **Count in twos**

a)

2	4	6					
---	---	---	--	--	--	--	--

b)

40	42	44					
----	----	----	--	--	--	--	--

2) **Count in fives**

a)

5	10	15					
---	----	----	--	--	--	--	--

b)

50	55	60					
----	----	----	--	--	--	--	--

3) **Count in tens**

a)

10	20	30					
----	----	----	--	--	--	--	--

(Optional Ext: Go higher than 90)



Subtraction Mentals

Task 1

Complete the following by writing into your workbook.
Take a photo of your answers and working out and send it to your teacher on ClassDojo.

Helpful Tip:

Use counters or household items to help you count.

$3 - 1 =$

$5 - 2 =$

$7 - 4 =$

$9 - 3 =$

Extension: (Optional)

$10 - 6 =$

$14 - 8 =$

$24 - 9 =$

$27 - 10 =$

Science: Material World

A material is **any substance that has a name**. For example: chalk, paper, wood, metal, air, water, clay, plastic, rubber, stone, leather, wax and fabric. **Everything** is made up of materials. When we want to make something, we need to choose the best material for the job.

Task: Scavenger Hunt

Around your house, we want you to find:

3 things made from metal

2 things made from plastic

1 thing made from fabric

Take a photo and post it onto Class Dojo! 😊



Extension: Optional Video about material and how we can change existing materials.

Click on the link below or simply search 'material world 40.1' and click on this video →

<https://www.youtube.com/watch?v=tGfLhPsIEjQ>



Material World: Crash Course Kids

#40.1

573K views · 5 years ago

Crash Course Kids

So, we know what materials are, but can we make new materials? Or improve the materials we already have? In

NEWS ON ZOOM!

Join your teachers on Zoom at **2pm**. A link will be provided on ClassDojo.

Topic: My Artefact

Show something that is important to you. It will probably be something that you have owned for a long time. It may remind you of an important person, time or place.



Created by C. Bangsund, 2020

Quelle Dots Artwork by Sarah Pecorino Illustration

Term 3 Week 6

Year 1
Thursday 19th August
2021



Our Day Timetable

Daily Task	Practise tying your shoes
Tricky words	Spelling task 1-3
'On the Mat'	Engage in On the Mat lesson and complete spelling- responding task
Break	Crunch & sip
Reading Eggs	Complete assigned activities
Writing	My favourite book
Break	Morning tea & play
Math	Math game (posted on Class Story)
Math Task 1	Video - Jack Hartmann
Math Task 2	Skip Counting Backwards
Math Task 3	Subtraction Mentals
Matific	Work through activities on Matific
Break	Lunch & play
PDPHE-Health	Caring for our body
Zoom	Join your teachers on Zoom at 2pm with paper and pencils for some drawing.

Spelling Task 1

Step 1: Practise reading set 4 tricky words without hesitation to an adult or older sibling.

Step 2: Read the sentences to an adult or older sibling **or** read the sentences with an adult or older sibling.

*see next slide

Time for tricky words

saw

friend

school

so

were

where

1. This is where I go to school.
2. I think I saw a bug in my room.
3. Where were you on Sunday?
4. Adam and Bella are my good friends.
5. Eric saw footprints in the mud.
6. Milla had so much fun with her friends.
7. My friend was sick, so she did not go to school.
8. They were on the school bus when we saw them.

48



Tricky Word Practice Laps (Sets 1-5)



- | | | | | | | |
|----|------|--------|--------|------|-------|--------|
| 1. | said | are | her | was | you | very |
| 2. | put | have | were | then | there | they |
| 3. | here | what | want | some | where | should |
| 4. | saw | friend | school | your | again | home |
| 5. | who | many | any | love | says | over |

Spelling Task 2

Practice reading all your tricky words.

Snakes and Ladders Task 3

18
Snakes and Ladders

18	red	win	fox	15
10	best	flip	stamp	14
9	fuzz	stack	shock	6
START	1	2	3	4
	think	took	spoon	clang

16
17
12
11
8
5

Instructions: Take turns to roll the dice and move your counter. Read the word on your landing square. If you land at the bottom of a ladder and read the word correctly, move your counter up the ladder. If you land at the top of a snake, slide down the snake. First to the end is the winner.

On the Mat



See Mr Dunn's post on class story for your On the Mat lesson.



Instructions: Fill in 'ar' and then re-write the word on the line below. Draw a line from the word to the matching picture.

c ____	st ____	____ m	sh ____ k
_____	_____	_____	_____



Instructions: Choose a word from the box to complete each sentence. Choose one sentence and draw a picture to illustrate.

far park hard bark

1. We went to the _____ to play yesterday.

2. The dog will _____ all night.

3. How _____ did you run?

4. The rock is very _____.

Draw a picture of you and your friend playing in the park. ✎

Spelling- Responding task

Complete the following activity.

See the next slide for suggestions on how to complete this task in your workbook.

Like this...



Spelling 19.08.21

car st ____ m sh k

1. We went to the answer to play yesterday.

2. The dog will answer all night.

3. How answer did you run?

4. The rock is very answer.

OR

1. answer

2. answer

3. answer

4. answer

Draw a picture of you and your friend playing at the park.

Reading Eggs

Step 1: Log into Reading Eggs



Step 2: Click start now



Step 3: Complete activities 4-7



Writing

We are learning to (WALT): Write super sentences

What I'm looking for (WILF):

- I can use capital letters.
- I can use full stops at the end of my sentence.
- I can leave finger spaces.
- I can write about something or someone.
- I can check my sentences make sense.




Writing

What is your favourite book?

Write about your favourite book.

My Favourite Book



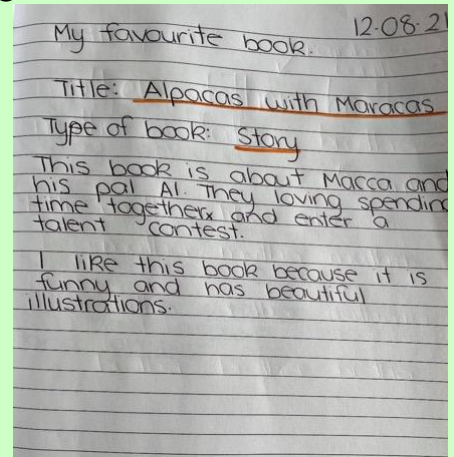
Title of Book: _____

Type of Book: _____

story information poetry

This book is about _____

I like it because _____



Take a photo of your work and send it to your teacher on ClassDojo for marking and feedback



Workout & Count | Skip Count by 2's, 5's and 10's | Count Backwards | ...

1.3M views · 4 years ago



Jack Hartmann Kids Music Channel 🎵

Count by 2's, 5's, 10's, odd numbers as well as skip count forward and backwards in this interactive learning video

CC

Math Task 1

Workout and Count!
With Jack Hartmann

Please click on the YouTube link below:

https://www.youtube.com/watch?v=q_yUC1NCFkE

Or simply search 'Skip counting Jack Hartmann' and click on the video above:

Task 2 – Skip Counting Backwards

Yesterday's lesson we focussed on skip counting forwards by 2s, 5s and 10s. In this lesson we are going to practice skip counting backwards.

Take a photo and post it onto Class Dojo 😊

Complete the following in your workbook:
(the boxes and arrows are not needed, just write the numbers)

Finish skip counting backwards:

a)	14	12	10	8	?	?	?
b)	30	25	20	15	?	?	?
c)	70	60	50	40	?	?	?

Subtraction Mentals Task 1

Complete the following by writing into your workbook.

Take a photo of your answers and working out and send it to your teacher on ClassDojo.

Don't forget to use the counting-back strategy



$$7 - 1 = \quad 5 - 5 =$$

$$8 - 3 = \quad 10 - 4 =$$

Extension: Optional

$$12 - 5 = \quad 10 - 8 =$$

$$18 - 8 = \quad 22 - 9 =$$

PDHPE- Health

We are learning to
(WALT): Care for our body



What I'm looking for
(WILF):

- I can identify ways to take care of my body.



PDHPE- Health

Caring for my Body


Body Part	How we care for the body
TEETH 	
HAIR	
HANDS	
NOSE 	



Brainstorm ways to care for your body, for example, brushing teeth, exercising, washing and combing hair, wearing sunscreen, washing hands, eating healthy food, bathing regularly, using a handkerchief or tissue. In your book draw the picture and write how you care for that particular body part.

DRAWING ON ZOOM!

Join your teachers on Zoom at **2pm** for some drawing. You will need to bring a piece of paper or your workbook and pencils. A link will be provided on ClassDojo.



Term 3 –
Week 6

Year 1
Friday 20th
August
2021



Our Day Timetable

Daily Task	Help put your clothes away
Tricky words	Spelling task 1-3
'On the Mat'	Engage in On the Mat lesson and complete spelling- responding task
Break	Crunch & sip
Reading Eggs	Engage in any activity on Read Eggs
Writing	Stop Those Seagulls! Writing task
Break	Morning tea & play
Math	Math game (posted on Class Story)
Math Task 1	Odds and Evens Video
Math Task 2	Mentals with a Twist
Matific	Work through activities on Matific
Break	Lunch & play
PDPHE-Sport	Physical activity
Zoom	Join your teachers on Zoom at 2pm for some games and a chat. Come dressed up as your favourite book character.

Spelling Task 1

Step 1: Practise reading set 4 tricky words without hesitation to an adult or older sibling.

Step 2: Read the sentences to an adult or older sibling **or** read the sentences with an adult or older sibling.

*see next slide



Time for tricky words

saw

friend

school

so

were

where

1. This is where I go to school.
2. I think I saw a bug in my room.
3. Where were you on Sunday?
4. Adam and Bella are my good friends.
5. Eric saw footprints in the mud.
6. Milla had so much fun with her friends.
7. My friend was sick, so she did not go to school.
8. They were on the school bus when we saw them.

48



Tricky Word Practice Laps (Sets 1-5)



- | | | | | | | |
|----|------|--------|--------|------|-------|--------|
| 1. | said | are | her | was | you | very |
| 2. | put | have | were | then | there | they |
| 3. | here | what | want | some | where | should |
| 4. | saw | friend | school | your | again | home |
| 5. | who | many | any | love | says | over |

Spelling Task 2

Practice reading all your tricky words.



Snakes and Ladders Task 3

18 Snakes and Ladders

18	red	win	fox	15	
10	best	11 flip	12 stamp	strict	14
9	fuzz	8 stack	shock	6 when	5
START	1 think	2 took	3 spoon	4	clang

Instructions: Take turns to roll the dice and move your counter. Read the word on your landing square. If you land at the bottom of a ladder and read the word correctly, move your counter up the ladder. If you land at the top of a snake, slide down the snake. First to the end is the winner.

On the Mat



See Miss Taylor's post on class story for your On the Mat lesson.



Instructions: Fill in the missing words. Read the sentences to a partner. Copy the sentences into your exercise books and draw a picture of each sentence.

stars scarf car garden

1. I like to grow plants in my _____.
2. There were many _____ in the sky.
3. I saw Jill driving her small _____.
4. I need a long _____ when it is cold.

Instructions: Write the words in the correct order. Check that the sentence is a Super Sentence. It must make sense!

car. will Mum start the

pigs on the are There farm. many

Spelling- Responding task

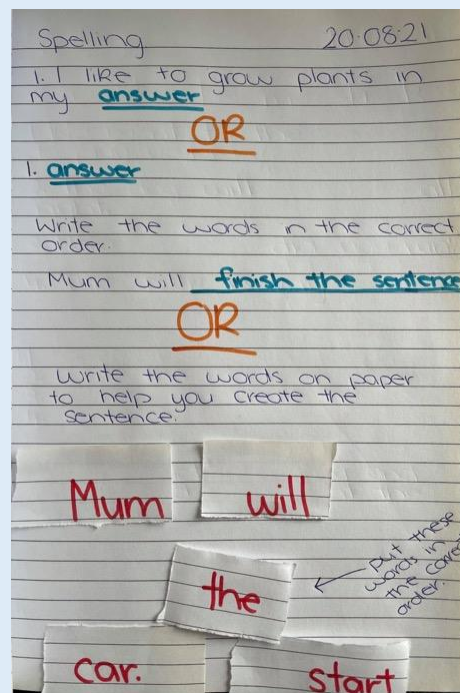
Complete the following activity.

See the next slide for suggestions on how to complete this task in your workbook.

Parents/Carers select the most appropriate suggestion for your child.

Take a photo of your work and send it to your teacher on ClassDojo for marking and feedback

Like this...





Reading Eggs

Log onto Reading Eggs and complete any activity of your choosing.

Writing

We are learning to (WALT): Create a new ending

What I'm looking for (WILF):

- I can describe the seagulls
- I can say what the seagulls were doing
- I can describe Mr Grinling's lunch
- I can write a new solution to stop the greedy seagulls in the story.

A Super Sentence ...
... starts with a capital letter

A B C D E

A Super Sentence ...
... ends with a full stop

Sam has a black cat. ✓

A Super Sentence ...
... tells us about someone or something



A Super Sentence ...
... must make sense



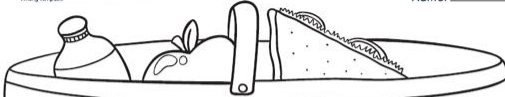
Writing

Use the writing template to think of a new solution to stop the greedy seagulls in the story.

- Brainstorm words to describe the seagulls (e.g., cheeky, greedy), what they were doing (e.g., devouring, stealing) and Mr Grinling's lunch (e.g., delicious, scrumptious). Complete the problem section.
- Discuss new solution ideas to stop the seagulls getting the food.

Storyboard Lessons
Storyboard 8: The Lighthouse Keeper's Lunch
Writing template

Name: _____



Stop those seagulls!

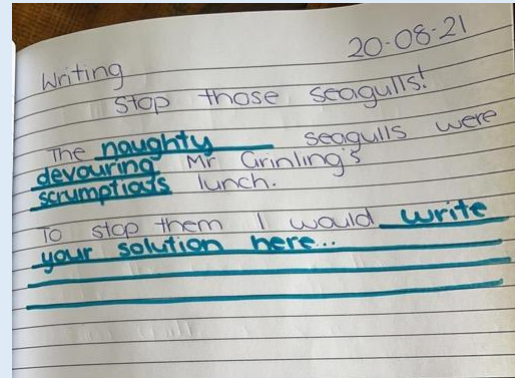
Problem:

The _____ seagulls were _____

Mr Grinling's _____ lunch.

Solution:

To stop them, I would _____



Math Task 1

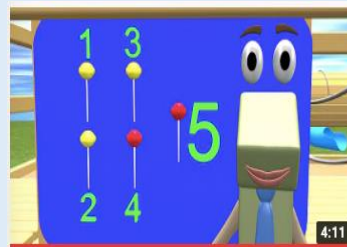


Odd and Even Lesson

Click on the YouTube link below:

<https://www.youtube.com/watch?v=uuD5JlrMnAk>

Or search 'Learning odd and even numbers' and click on the video pictured →



Learning Odd and Even Numbers for Kids - 1st and 2nd Grade

803K views · 6 years ago

Math & Learning Videos 4 Kids

This is our complete video on Learning Odd and Even Numbers for Kids. The video is great for both First and

CC



Even and Odd Numbers Song for Kids | Odds and Evens for Grades 2...

1.2M views · 2 years ago

Math Songs by NUMBEROCK

Q. I'd like to show my students this video but my school blocks...

CC

Optional Video: Even and Odd number Song!

Click on the YouTube link below:

<https://www.youtube.com/watch?v=-kHtGbnYKgc>

Or search 'Even and Odd number song' and click on the video pictured ←

Addition Subtraction Mentals Task 2

As usual:
Complete the
following by writing
into your workbook.

Take a photo of your
answers and working
out and send it to
your teacher on
ClassDojo.

Mentals with a Twist!

If the answer is an even number lightly colour it in red,
if it is an odd number lightly colour it blue.

For example:

$$5 - 1 = 4$$

$$3 + 2 = 5$$

$5 - 1 =$	$5 + 3 =$
$6 - 3 =$	$10 + 5 =$
$11 - 5 =$	$13 + 4 =$

Extension: Optional

$$15 - 5 = \quad 10 + 7 =$$

$$19 - 8 = \quad 22 + 6 =$$

Sport – Yoga Friday!

Cosmic Kids Yoga - Click the link below:

<https://www.youtube.com/watch?v=KAT5NiWHFIU>

Or search 'We're going on a bear hunt' and click on the video below:



We're Going on a Bear Hunt | A Cosmic Kids Yoga Adventure!

5.7M views • 4 years ago



Cosmic Kids Yoga ✓

----- Watch our videos ad-free on the Cosmic Kids app: <https://app.cosmickids.com>

Kids ...

CC

GAMES ON ZOOM!

Join your teachers on Zoom at **2pm** for some games and a chat. Come dressed up as your favourite book character.

