



Term 3 – Week 10

Year 1

Monday 13th September 2021

Our Day - Timetable

Daily Task	Get active! If it is a nice day remember to play outside
Tricky words	Spelling task 1-3
'On the Mat'	Engage in On the Mat lesson and complete spelling - responding task
Break	Crunch & sip
Reading Eggs	Complete assigned activities
Reading & Writing	Listen to the story 'Let's Get a Pup!' and write about your favourite part
Break	Morning tea & play
Math	Math game (posted on Class Story)
Math Task 1	Chance/Probability Video
Math Task 2	Chance PP Slides
Math Task 3	Addition Mentals
Matific	Work through activities on Matific
Break	Lunch & play
Creative Arts	Leaf rubbing
Zoom	Join your teachers on <u>Zoom</u> at <u>2pm</u>

Spelling Task 1

Step 1: Practise reading your tricky words without hesitation to an adult or older sibling.

Step 2: Read the sentences to an adult or older sibling **or** read the sentences with an adult or older sibling.

*see next slide



Time for tricky words

love

over

says

again

who

should

1. Can I come over?
2. You should think it over.
3. Meg loves to run and jump.
4. Let me show you that again.
5. Toss the ball over here.
6. Who wants some toast?
7. Finn says he loves the beach.
8. Shen says it is too wet to go out.





Tricky Word Practice Laps



6a.	mother	who	father	what	brother
6b.	her	sister	cousin	they	family
7a.	two	saw	three	want	four
7b.	here	why	house	there	because
8a.	was	before	after	some	these
8b.	work	baby	children	were	should

Practice reading all your
tricky words.

Spelling Task 2

Snakes and Ladders Task 3

16 Snakes and Ladders

18	red	17	win	16	fox	15	dug	
10	best	11	flip	12	stamp	strict	14	doll
9	fuzz	8	stack	shock	6	when	5	much
START	1	think	2	took	3	spoon	4	clang

Instructions: Take turns to roll the dice and move your counter. Read the word on your landing square. If you land at the bottom of a ladder and read the word correctly, move your counter up the ladder. If you land at the top of a snake, slide down the snake. First to the end is the winner.

On the Mat

See Miss Taylor's post on class story for your On the Mat lesson.



Name: _____

Instructions: Write the verb that describes what the person in the picture is doing. Write a sentence with that verb.





Instructions: Read and sort the following words under the correct headings.

soft pencil kick read school tall
Zara swim teacher walk blue Australia

Nouns Names a person, place or thing.	Adjectives Describes a noun.	Verbs What someone is doing.

Spelling- Responding task

Complete the following activity.

See the next slide for suggestions on how to complete this task in your workbook.

Parents/Carers select the most appropriate suggestion for your child.

Take a photo of your work and send it to your teacher on ClassDojo for marking and feedback

Spelling

13-09-21

Write the verb that describes the picture. Write a sentence with that verb.

- answer
write your sentence here.

- answer
write your sentence here.

Nouns

Adjectives

Verbs

- Zara

- blue

- swim

-

-

-

-

-

-

-

-

-

Like this...

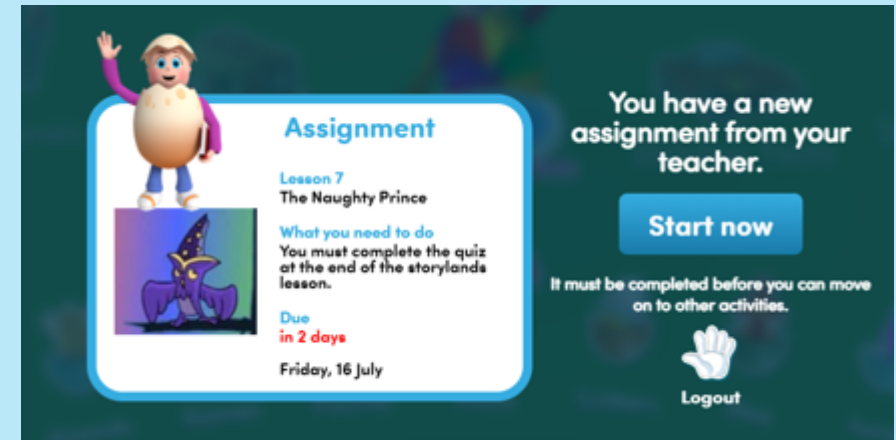


Reading Eggs

Step 1: Log into Reading Eggs



Step 2: Click start now



Step 3: Complete activities 1-4



Reading & Writing

Prior to reading

Make a prediction. Look at the picture on the front cover What do you think this book will be about?

What pets do we have at home? Why do you think people like to keep pets? What can we do with a pet? How do pets make us feel?

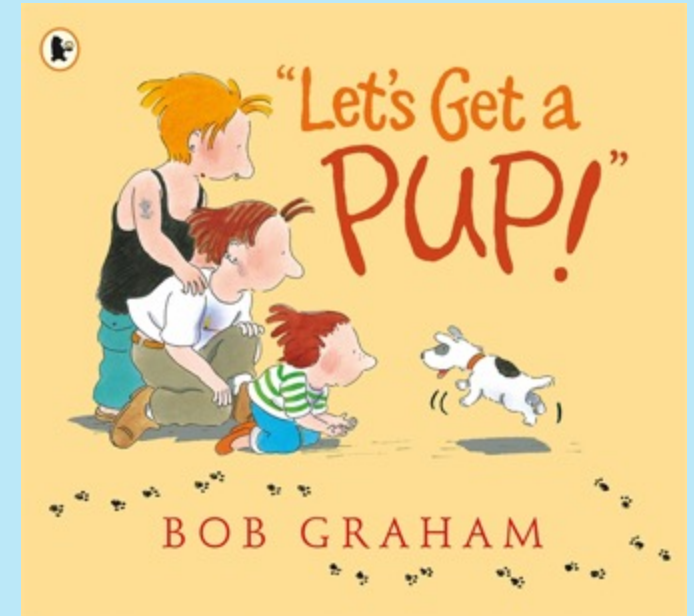
Watch

Enjoy the whole story without interruption.

<https://www.youtube.com/watch?v=ttvmZwdvdw>

After listening to the story:

Tell an adult what happened in the story. Can you talk about the beginning? The middle? The end? Discuss whether your prediction was correct.



What is your favourite part?

Write about your favourite part of 'Let's Get a Pup!'.

We are learning to (WALT): Write super sentences

What I'm looking for (WILF):

I can use capital letters.

I can use full stops at the end of my sentence.

- I can leave finger spaces.
- I can write about my favourite part of the book.
 - I can say why it is my favourite part.
 - I can check my sentences make sense.

My favourite part of the book is _____
_____. This is my
favourite part because _____
_____.

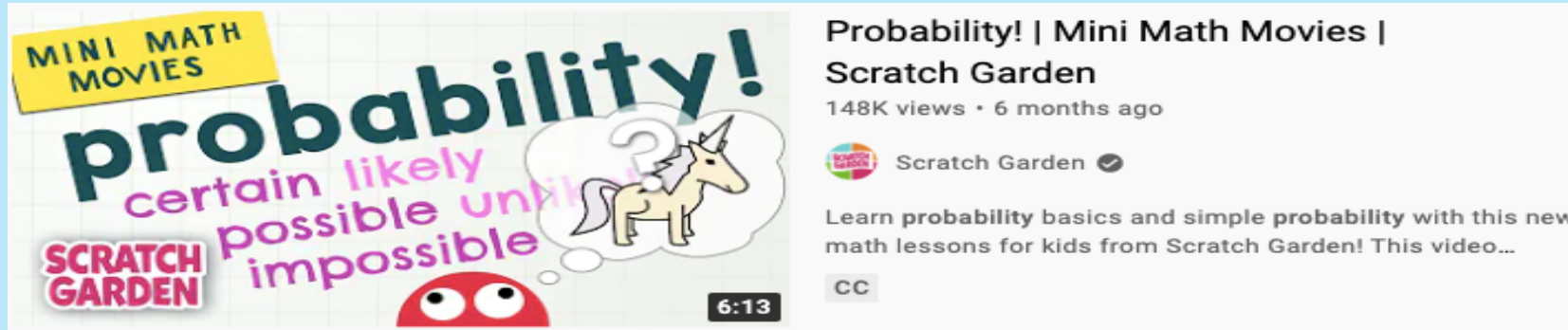


Probability/Chance: Task 1

Warm up: Please watch the video on the link:

<https://www.youtube.com/watch?v=7XuNVVID98g>


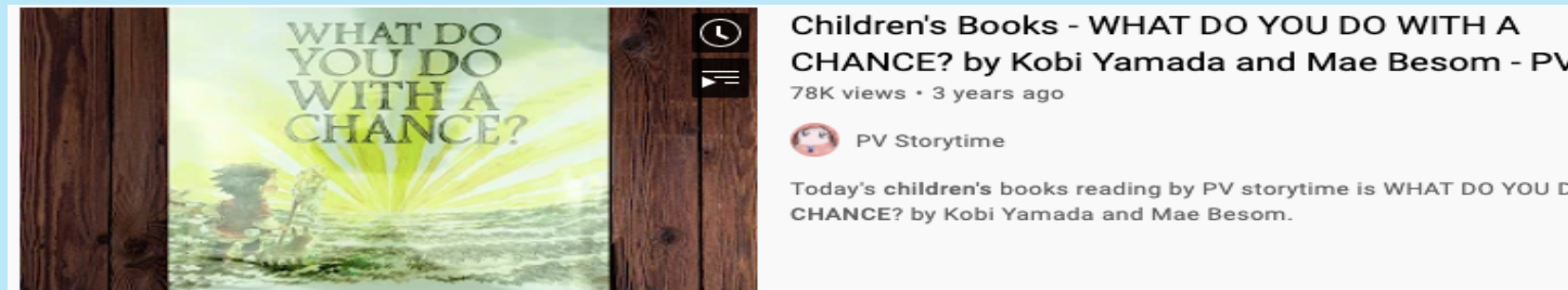
Or search 'Probability Scratch Garden' and click on the video pictured below:



Optional video: Story! Please click on the link below:

https://www.youtube.com/watch?v=0_fYv3UrSIQ

Or simply search 'What do you do with a chance' and click on the video below:



Task 2: Chance - *Introduction*

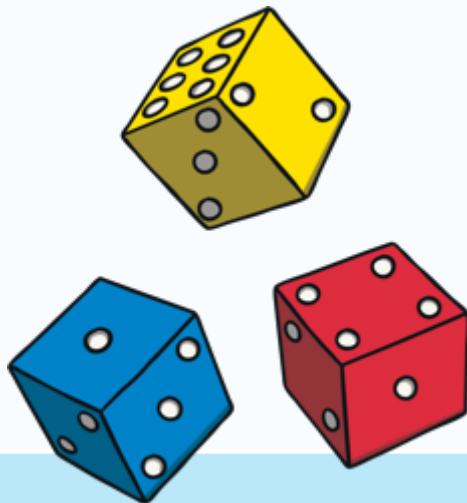
'Chance' is how likely something is to happen.

Some things **will** happen.

e.g. Picking a red marble from a jar of red marbles.

Some things **might** happen.

e.g. It might snow this winter.



Some things **won't** happen.

e.g. Rolling a 7 with a 6-sided dice.

Answer the following slides into your workbook and post it onto Class Dojo.

Like: 1) C

1) What is the chance pigs will fly?



A) It will happen.

B) It might happen.

C) It won't happen.

2) What is the chance it will rain next week?



A) It will happen.

B) It might happen.

C) It won't happen.

3) What is the chance you will be one year older next year?

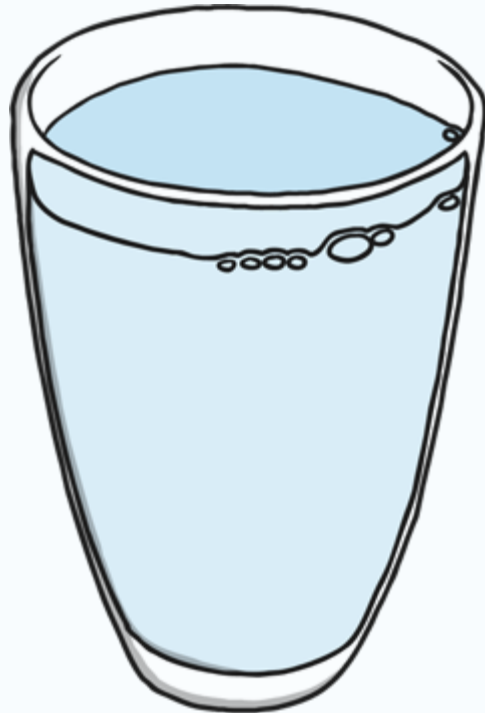


A) It will happen.

B) It might happen.

C) It won't happen.

4) What is the chance you will drink water today?



A) It will happen.

B) It might happen.

C) It won't happen.

5) What is the chance you will go for a bike ride on the weekend?



A) It will happen.

B) It might happen.

C) It won't happen.

Addition Mentals: Task 3

After you have watched Miss Taylor's Math Game video posted on Monday. Complete the following by writing into your workbook.

Take a photo of your answers and working out and send it to your teacher on ClassDojo.



Helpful Tip:

Use counters or household items to help you count.

$1 + 2 =$

$3 + 3 =$

$4 + 6 =$

$5 + 8 =$

Extension: (Optional)

$8 + 12 =$

$11 + 7 =$

$24 + 5 =$

$10 + 25 =$

Don't forget to go onto Matific after this task!

Time Capsule


A time capsule is a container that's filled with modern things, like newspapers, photos, letters, etc., which are then hidden away in a closet or buried in your garden, for a short time. It is then opened in the future by yourself, or someone of your choosing.

Create a time capsule

To start you will need a jar or container. Add photos, drawings, artworks, a letter to yourself and momentous to your time capsule. Seal your time capsule and place it in a safe place. Open it again on the same day next year.



Term 3 – Week 10



Year 1

Tuesday 14th
September 2021

Our Day - Timetable

Daily Task	Play a game. This could be a card game, board game or a game you made up.
Tricky words	Spelling task 1-3
'On the Mat'	Engage in On the Mat lesson and complete spelling- responding task
Break	Crunch & sip
Reading Eggs	Complete assigned activities
Reading & Writing	Listen to the story 'Let's Get a Pup!', learn 3 new words & answer questions about the story
Break	Morning tea & play
Math	Math game (posted on Class Story)
Math Task 1	Chance and Probability Video
Math Task 2	Chance Questions
Math Task 3	Addition Mentals
Matific	Work through activities on Matific
Break	Lunch & play
Obstacle course	Create an obstacle course
Zoom	Join your teachers on <u>Zoom</u> at <u>2pm</u>

Spelling Task 1

Step 1: Practise reading set 3 tricky words without hesitation to an adult or older sibling.

Step 2: Read the sentences to an adult or older sibling or read the sentences with an adult or older sibling.

*see next slide



Time for tricky words

love

over

says

again

who

should

1. Can I come over?
2. You should think it over.
3. Meg loves to run and jump.
4. Let me show you that again.
5. Toss the ball over here.
6. Who wants some toast?
7. Finn says he loves the beach.
8. Shen says it is too wet to go out.



Tricky Word Practice Lap



6a.	mother	who	father	what	brother
6b.	her	sister	cousin	they	family
7a.	two	saw	three	want	four
7b.	here	why	house	there	because
8a.	was	before	after	some	these
8b.	work	baby	children	were	should

Spelling Task 2

Practice reading all your tricky words or go on a tricky word hunt.

Snakes and Ladders Task 3

16 Snakes and Ladders


18	red	17	win	16	fox	15	dug	
10	best	11	flip	12	stamp	strict	14	doll
9	fuzz	8	stack	shock	6	when	5	much
START →	1	think	2	took	3	spoon	4	clang

Instructions: Take turns to roll the dice and move your counter. Read the word on your landing square. If you land at the bottom of a ladder and read the word correctly, move your counter up the ladder. If you land at the top of a snake, slide down the snake. First to the end is the winner.


On the Mat

See Miss Taylor's post on
class story
for your On the Mat
lesson.




Rainbow write 

why	house	because
-----	-------	---------

Trace 

why	house	because
-----	-------	---------

Write 

Instructions: Trace each tricky word, then complete the sentence. Trace each tricky word again three times.

1. Why did you _____.

why why why

2. My house has _____.

house house house

3. I am sad because _____.

because because because



Spelling- Responding task

Complete the following activities.
See the next slide for suggestions on
how to complete this task in your
workbook.

*Parents/Carers select the most
appropriate suggestion for your child*

Take a photo of your work and send it to your teacher
on ClassDojo for marking and feedback

Like this...



Spelling 14-09-21

Rainbow write

why **house** **because**

why house because

complete the sentence.

Why did you complete the sentence here

My house has complete the sentence here

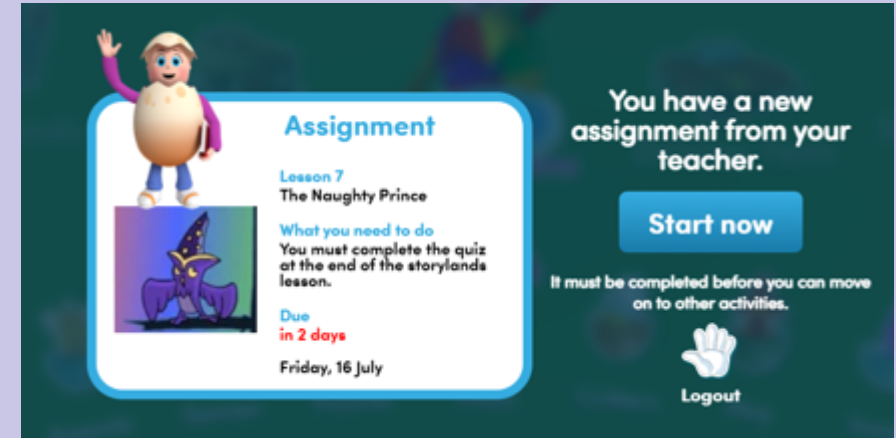
I am sad because complete the sentence here

Reading Eggs

Step 1: Log into Reading Eggs



Step 2: Click start now



Step 3: Complete activities 4-7



Writing

We are learning to (WALT): Write super sentences

What I'm looking for (WILF):

- I can use capital letters.
- I can use full stops at the end of my sentence.
 - I can leave finger spaces.
- I can write about something or someone.
- I can check my sentences make sense.

A Super Sentence ...
... starts with a capital letter

A B C D E

A Super Sentence ...
... ends with a full stop

Sam has a black cat. ✓

A Super Sentence ...
... tells us about someone or something



A Super Sentence ...
... must make sense



Reading & Writing

- Listen to the story 'Let's Get a Pup!'


Click the link below or type 'Let's Get a Pup Said Kate | Kids Books' on YouTube

<https://www.youtube.com/watch?v=ttvmZwdvdw>

3 New Words:

- **Immediately** means: **straight away.**
 - **Briefly** means: **a very short time.**
 - **Glance** means: **a quick look.**
- Answer the following questions in your workbook.

Remember to write in full sentences.



1. What does Kate want to do at the start of the story?
2. [With their breakfast uneaten, they dressed and left immediately.] Why did they leave immediately? Where were they going and how are they feeling?
3. What does Dave do when they take him home?
4. [With their breakfast once again uneaten, they dressed and left immediately.] Why does the family leave immediately this time?
5. How are Kate and her mum and dad feeling at the end of the story? Why are Kate's feet no longer lonely under the blankets?

Take a photo of your work and send it to your teacher on ClassDojo for marking and feedback

Chance - Stage 1 Mathematics

will happen



won't happen



Year 1- Chance and Probability

11K views • 4 years ago



Danya McLean

Chance and Probability Task 1

Will happen, might happen, won't happen

Please click on the YouTube link below:

<https://www.youtube.com/watch?v=zyK1k4-c80Y>

Or simply search 'Year 1 Chance and Probability' on YouTube!

And click on the video →

Chance

What is the chance our dog might tip over his water bowl?



Chance

What is the chance you will grow wings and fly?



1)

A) It will happen.

B) It might happen.

C) It won't happen.

2)

A) It will happen.

B) It might happen.

C) It won't happen.

Task 2:

Answer the following
in your workbook

Like: 1) b

Chance

What is the chance a baby will need their nappy changed during the day?



3) A) It will happen.

B) It might happen.

C) It won't happen.

Chance

What is the chance I will grow gills and be able to breathe underwater?



4) A) It will happen.

B) It might happen.

C) It won't happen.

Chance

What is the chance it could be someone's birthday in your class this week?



5) A) It will happen.

B) It might happen.

C) It won't happen.

Chance

What is the chance it will be a rainy day tomorrow?



6) A) It will happen.

B) It might happen.

C) It won't happen.

Addition Mentals

Task 3



Complete the following by writing into your workbook.

Take a photo of your answers and working out and send it to your teacher on ClassDojo.

$1 + 4 =$

$5 + 2 =$

$8 + 7 =$

$6 + 10 =$

Extension: (Optional)

$10 + 8 =$

$13 + 7 =$

$18 + 9 =$

$9 + 22 =$

Don't forget to go onto Matific after this task

Obstacle Course

Create an obstacle course.

This is easy to do in the backyard by setting up some creative challenges. Or try an 'in each room' course if you're inside. For example, do 6 star jumps in the lounge room, slither like a snake through the kitchen and jump over your pillows in your bedroom.



Term 3 Week 10

Year 1

Wednesday 15th September
2021



Our Day - Timetable

Daily Task	Dress yourself
Tricky words	Spelling task 1-3
Break	Crunch & sip
Reading Eggs	Engage in any activity on Read Eggs
Think & Write	Think, act, say and write each word in a sentence
Break	Morning tea & play
Math	Math game (posted on Class Story)
Math Task 1	Chance Video
Math Task 2	Lucky Dip Chance Slides
Math Task 3	Subtraction Mentals
Matific	Work through activities on Matific
Break	Lunch & play
Science	Science experiments
Zoom	Join your teachers on <u>Zoom</u> at <u>2pm</u> for some science experiments!

Spelling Task 1

Step 1: Practise reading set 3 tricky words without hesitation to an adult or older sibling.

Step 2: Read the sentences to an adult or older sibling or read the sentences with an adult or older sibling.



Time for tricky words

love

over

says

again

who

should

1. *Can I come over?*
2. *You should think it over.*
3. *Meg loves to run and jump.*
4. *Let me show you that again.*
5. *Toss the ball over here.*
6. *Who wants some toast?*
7. *Finn says he loves the beach.*
8. *Shen says it is too wet to go out.*





Tricky Word Practice Lap



6a.	mother	who	father	what	brother
6b.	her	sister	cousin	they	family
7a.	two	saw	three	want	four
7b.	here	why	house	there	because
8a.	was	before	after	some	these
8b.	work	baby	children	were	should

Spelling Task 2

Practice reading all your tricky words.

Snakes and Ladders Task 3

16 Snakes and Ladders

18	red	17	win	16	fox	15	dug	
10	best	11	flip	12	stamp	strict	14	doll
9	fuzz	8	stack	shock	when	6	much	5
START	1	think	2	took	3	spoon	4	clang

Instructions: Take turns to roll the dice and move your counter. Read the word on your landing square. If you land at the bottom of a ladder and read the word correctly, move your counter up the ladder. If you land at the top of a snake, slide down the snake. First to the end is the winner.

Reading Eggs

Log onto Reading Eggs
and complete any activity
of your choosing.



Writing

We are learning to (WALT): write super sentences

What I'm looking for (WILF):

- I can use capital letters.
- I can leave finger spaces.

I can use full stops at the end of my sentence.

- I can check my sentences make sense.



A Super Sentence ...
... starts with a capital letter

A B C D E

A Super Sentence ...
... ends with a full stop

Sam has a black cat. ✓

A Super Sentence ...
... tells us about someone or something



A Super Sentence ...
... must make sense



Think & Write



Look at the three words
Immediately Briefly Glance

Act out or think about each word, then read the sentence.

Pretend to stand up **immediately** when the school bell rings at the end of the day. Now say this sentence: "I stood up **immediately**." Write your own sentence or sentences in your workbook using the word **immediately**.

Example: I must leave immediately.

Pretend to wave **briefly** to your neighbour as they pass you on the street. Now say this sentence: "I waved **briefly** to my neighbour." Copy the sentence above into your workbook.

Demonstrate how you would **glance** over at the swings in the playground to check if they are free. Now say this sentence: "I **glanced** at the swings in the playground." Write your own sentence or sentences in your workbook using the word **glance** or **glanced**.

Example: I glanced at the screaming child.

To promote the theme of 'Festival Fruit & Veg!' students are asked to draw a fruit and veg party.

Winners will be selected from entries received across the state, with one winner from each school year (K-6).

Selected entries may be published in Healthy Kids Association digital and print communications. Entries will be de-identified before publishing.

Our school will also be giving out 1 prize per stage.

See the following slide for your entry form.

Win 1 of 7 Awesome Prize Packs for

Fruit and Vegetable Month 2021

Entries Close
17 Sep
2021

HOW TO WIN:
To promote the theme of



draw your very own fruit and veg party!

Prize packs include wireless speakers, fruit and veg cutters to make fun shapes and a voucher for your local fruit and vegetable retailer.

Email a copy of your completed entry form with picture to your teacher.





Throw a fruit & veg party!

Which fruit and veg would you want at your next party?

Tell us which ones you would invite to your party. Then draw a picture of your party.

The fruit and veg I would invite to my party are:

Here is a drawing of my fruit & veg party:

Student name: _____

Student year (e.g. Year 1): _____

School name: _____

School suburb: _____

The following links will direct you to a copy of the entry forms.

Link for entry form

https://docs.google.com/document/d/1LO_7PeH7HIQByF...

PDF version

<https://drive.google.com/file/d/1S5IfmGToeNHvkOZzC...>

Send a copy of your entry form and drawing to your teacher so you can go into the draw to win some fabulous prizes.

Chance and Probability

will happen

might happen

won't happen



Video 5: Year 1 Chance and Probability

53 views • 3 years ago



Samantha Ashe

Chance Task 1

Will happen, might happen, won't happen

Please click on the YouTube link below.

<https://www.youtube.com/watch?v=5OfrJhYgoJ4>

Or simply search 'Video 5 Year 1 chance and probability' and click on the video above:

Task 2: Lucky Dip Chance

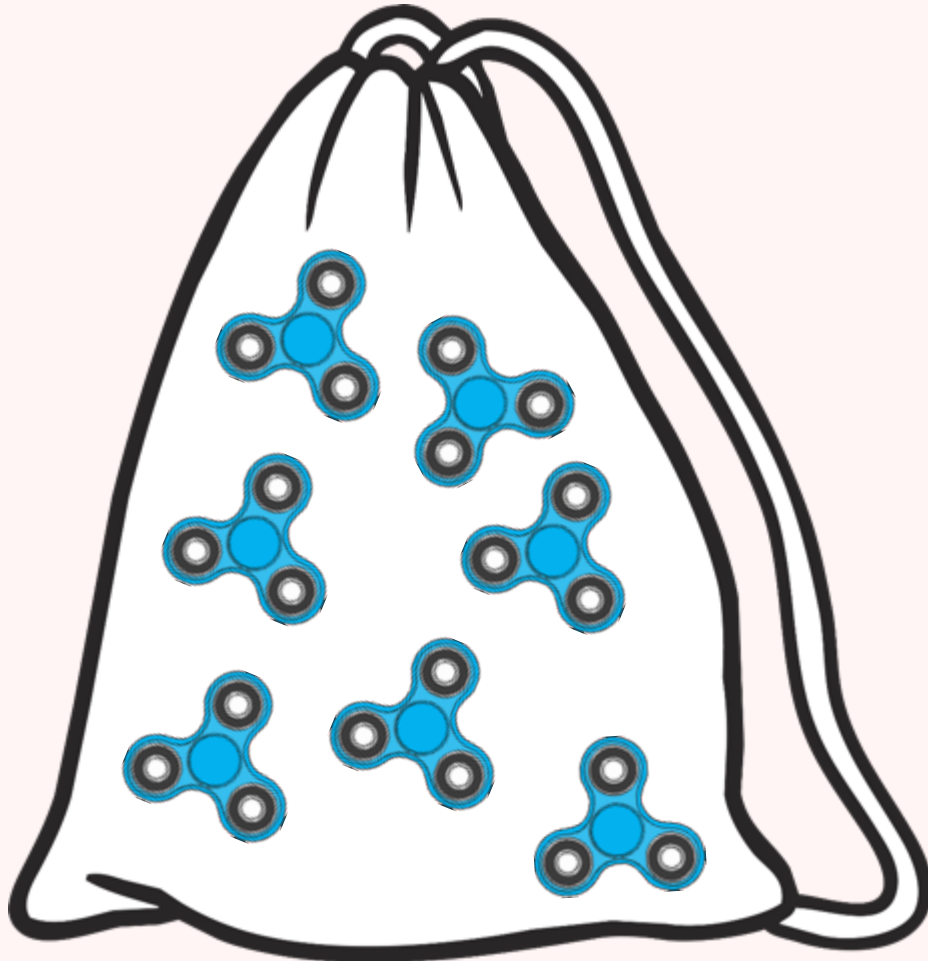
What's the chance you will choose a pink hair bow from the lucky dip?



Question 1:

- a) It will happen.
- b) It won't happen.
- c) It might happen.

What's the chance you will choose a **blue fidget spinner** from the lucky dip?



Question 2:

- a) It will happen.
- b) It won't happen.
- c) It might happen.

What's the chance you will choose a **teddy bear** from the lucky dip?



Question 3:

- a) It will happen.
- b) It won't happen.
- c) It might happen.

What's the chance you will choose a **packet of pencils** from the lucky dip?



Question 4:

- a) It will happen.
- b) It won't happen.
- c) It might happen.

Extension Task (Optional)

Which **item** do you have the **least chance** of choosing from the lucky dip?



Extension Question:

- a) The packet of pencils
- b) The stickers
- c) A teddy



Subtraction Mentals

Task 3

Complete the following by writing into your workbook.
Take a photo of your answers and working out and send it to your teacher on ClassDojo.

Helpful Tip:

Use counters or household items to help you count.

$5 - 1 =$

$4 - 4 =$

$9 - 3 =$

$12 - 5 =$

Extension: (Optional)

$12 - 9 =$

$18 - 8 =$

$21 - 4 =$

$29 - 7 =$

Science Experiments

Dry Erase

Materials:

- A glass plate, bowl, or picture frame
- Dry erase marker
- Water

Instructions:

- 1.Draw a simple picture on the glass. A stick figure is a good one to start with
- 2.Pour water onto the plate or into the bowl slowly to lift up the drawing
- 3.Swirl the water around to make the picture dance and move

Click the link below or type 'Bring Any Dry Erase Drawing To Life Science Experiment' on YouTube.

[Bring Any Dry Erase Drawing To Life Science Experiment - YouTube](#)



Snow Fluff

Materials:

- 1 cup corn starch
- 1 cup shaving cream
- Food Coloring

Instructions:

- 1.Pour the cup of corn starch into a large bowl. Use a spoon to scoop the shaving cream on top of it. Put 5-10 drops of food coloring on top. Stir to mix.
- 2.When the mixture looks like grated cheese, use your hands to squish the mixture even more.
- 3.Pretty soon the shaving cream and corn starch will form a ball, about the same texture as dough.
- 4.If your mixture is really wet and sticky after mixing, it needs a little more corn starch. If it won't stick together and falls into pieces, add a little more shaving cream.
- 5.That's it! Try sculpting snow angels, snowmen, or make a tiny snow fort!



Click the link below or type 'Snow fluff' on YouTube.


[Snow fluff - YouTube](#)

Term 3 Week 10



Year 1

Thursday 16th
September
2021



Our Day Timetable



Daily Task	Start your day off with some yoga
Tricky words	Spelling task 1-3
'On the Mat'	Engage in On the Mat lesson and complete spelling-responding task
Break	Crunch & sip
Reading Eggs	Engage in any activity on Reading Eggs
Writing	Write about which animal would make the best pet
Break	Morning tea & play
Math	Math game (posted on Class Story)
Math Task 1	Chance Video
Math Task 2	What's the Chance Questions
Math Task 3	Subtraction Mentals
Matific	Work through activities on Matific
Break	Lunch & play
Fine Motor	Fine motor fun!
Zoom	Join your teachers on <u>Zoom</u> at <u>2pm</u> for Just Dance

Spelling Task 1

Step 1: Practise reading set 4 tricky words without hesitation to an adult or older sibling.

Step 2: Read the sentences to an adult or older sibling or read the sentences with an adult or older sibling.

*see next slide



Time for tricky words

many

were

what

would

or

some

1. *I wish you were here.*
2. *What were you doing there?*
3. *Can you get some milk at the shops?*
4. *I have some good friends at school.*
5. *Can you show me what to do?*
6. *There are so many things to do on the weekend.*
7. *Would you like chips or salad with your sandwich?*
8. *Do you play the trumpet or the drums in the band?*






Tricky Word Practice Laps (Sets 6-8 including revision)



6a.	mother	who	father	what	brother
6b.	her	sister	cousin	they	family
7a.	two	saw	three	want	four
7b.	here	why	house	there	because
8a.	was	before	after	some	these
8b.	work	baby	children	were	should

Spelling Task 2

Practice reading all your tricky words.



Snakes and Ladders Task 3

16 Snakes and Ladders

18	red	17	win	16	fox	15	dug	
10	best	11	flip	12	stamp	strict	14	doll
9	fuzz	8	stack	shock	6	when	5	much
START	1	think	2	took	3	spoon	4	clang

Instructions: Take turns to roll the dice and move your counter. Read the word on your landing square. If you land at the bottom of a ladder and read the word correctly, move your counter up the ladder. If you land at the top of a snake, slide down the snake. First to the end is the winner.



On the Mat

See Mr Dunn's post on class story for your On the Mat lesson.



Name: _____

Instructions: Trace and then copy the tricky words.

Trace 

before after these

Write 

Instructions: Circle the matching tricky words in each row. Say the word as you circle it.

before because before because brother before before
 after after any again after after home
 these three house these these these these

Instructions: Read the tricky words. Fill in the missing letters. Write the tricky word in the correct space, then read the sentences to someone.

before after these

- I think _____ toys are yours.
- You must stop and look _____ you cross the road.
- Dad says we can only go in the sun _____ we put on our sunscreen.

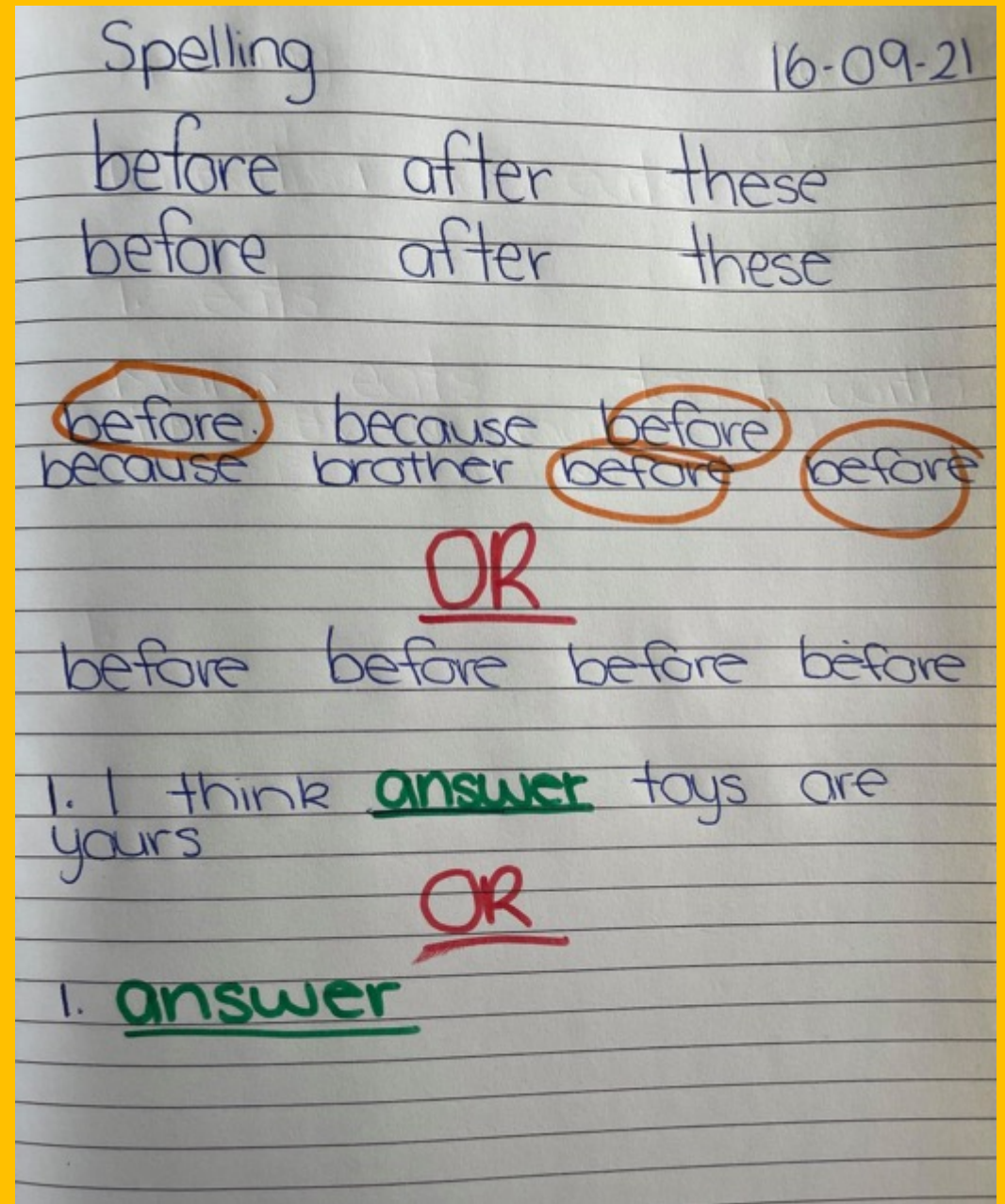
Spelling- Responding task

Complete the following activity.

See the next slide for how to complete this task in your workbook.



Like this...



Reading Eggs

Log onto Reading Eggs
and complete any
activity of your
choosing.





Writing

We are learning to (WALT): Write super sentences

What I'm looking for (WILF):

- I can use capital letters.
- I can use full stops at the end of my sentence.
- I can leave finger spaces.
- I can write about something or someone.
- I can check my sentences make sense.

Writing

InitialLit-1

Storybook Lessons
Storybook 5: Let's Get a Pup!
Writing template

Name: _____

My Pet

I would really like to have a _____ as a pet.

A _____ would make a good pet because _____

Having a _____ as a pet would be _____!



Use the writing template and write a text about why your chosen animal would make the best pet. Think about why your chosen animal would make a good pet? Complete the next section of the template, listing 1-2 reasons why your animal would make the best pet.

Take a photo of your work and send it to your teacher on ClassDojo for marking and feedback

Video Task 1



Chance- Stage 1 Mathematics

151K views • 6 years ago

B Bonnie Hanna

This mathematics video focuses on achieving the Stage 1 outcome of MA1-18SP: recognising and describing the...



Please click on the YouTube link below:
<https://www.youtube.com/watch?v=TedbpetzBE>

Or simply search 'Chance Stage 1' and click on the video above ^

Task 2 – What's the Chance?

What is the chance of these events occurring? Write either:

- It **will** happen OR It **might** happen OR It **won't** happen.

Extension Activity: Add 'because' and explain why.

a)



I will fly to school in a space ship.

b)




It will snow at school today.



Take a photo of your work and post it onto Class Dojo 😊

Task 2 – What's the Chance? (Continued)

c)



The sun will rise tomorrow.

d)




A friend will come to my house to play.

e)



I will breathe.



Subtraction Mentals Task 3

Complete the following by writing into your workbook.

Take a photo of your answers and working out and send it to your teacher on ClassDojo.

Don't forget to
use the
counting-back
strategy



$5 - 1 =$

$7 - 5 =$

$8 - 5 =$

$10 - 4 =$

Extension: Optional

$15 - 4 =$

$16 - 7 =$

$19 - 8 =$

$22 - 11 =$

Fine Motor Fun!

Lets practise building the strength in our hands and fingers!
Here are a few activities you could try at home.

Handwriting

Practise writing with shaving cream or try using different materials to write with such as pencils, crayons, pens, markers etc.



Tongs & Tweezers

Use tongs or tweezers to pick up small objects.



Cutting

You will need:

- Paper, old magazines, cardboard, cereal boxes, leaves etc.
- Scissors



Playdough

Roll, press, squeeze, flatten and cut the playdough. Decorate with toothpicks, cotton tips, buttons etc.



Building

Get creative and build.



Treading

You will need:

- String or a shoe lace
- Beads, pasta, fruit loops or cut up straws

Term 3
Week 10

Year 1
Friday 17th
September 2021



Our Day Timetable

Daily Task	Help prepare a snack
Tricky words	Spelling task 1-3
'On the Mat'	Engage in On the Mat lesson and complete spelling- responding task
Break	Crunch & sip
Reading Eggs	Engage in any activity on Read Eggs
Acting	Act out a scenario
Break	Morning tea & play
Math	Math game (posted on Class Story)
Math Task 1	Probability Video
Math Task 2	Chance Questions
Math Task 3	Addition and Subtraction Mentals
Matific	Work through activities on Matific
Break	Lunch & play
PDPHE-Sport	Physical activity
Zoom	Join your teachers on Zoom at <u>2pm</u> in your PARTY clothes!

Spelling Task 1

Step 1: Practise reading set 4 tricky words without hesitation to an adult or older sibling.

Step 2: Read the sentences to an adult or older sibling or read the sentences with an adult or older sibling.

*see next slide



Time for tricky words

many

were

what

would

or

some

1. I wish you were here.
2. What were you doing there?
3. Can you get some milk at the shops?
4. I have some good friends at school.
5. Can you show me what to do?
6. There are so many things to do on the weekend.
7. Would you like chips or salad with your sandwich?
8. Do you play the trumpet or the drums in the band?





Tricky Word Practice Laps (Sets 6-8 including revision)



6a.	mother	who	father	what	brother
6b.	her	sister	cousin	they	family
7a.	two	saw	three	want	four
7b.	here	why	house	there	because
8a.	was	before	after	some	these
8b.	work	baby	children	were	should

Spelling Task 2

Practice reading all your tricky words.

Snakes and Ladders Task 3

16 Snakes and Ladders

18	red	17	win	16	fox	15	dug	
10	best	11	flip	12	stamp	strict	14	doll
9	fuzz	8	stack	shock	6	when	5	much
START →	1	think	2	took	3	spoon	4	clang

Instructions: Take turns to roll the dice and move your counter. Read the word on your landing square. If you land at the bottom of a ladder and read the word correctly, move your counter up the ladder. If you land at the top of a snake, slide down the snake. First to the end is the winner.



On the Mat

See Mr Dunn's post on class story for your On the Mat lesson.




Instructions: Trace and say the tricky word. Finish each sentence, then read them to a friend.

1. When I finish my *work*, I will _____


2. The *baby* likes to _____

3. The *children* are _____

Instructions: Trace and copy the tricky words. Then, read the sentences and fill in the missing tricky word. Read the finished sentence to a friend.

Trace 

work *children* *baby*

Write 

1. How many _____ live in your street?

2. Mum left for _____ before I got up.

3. Bella has a new _____ brother.

Spelling- Responding task

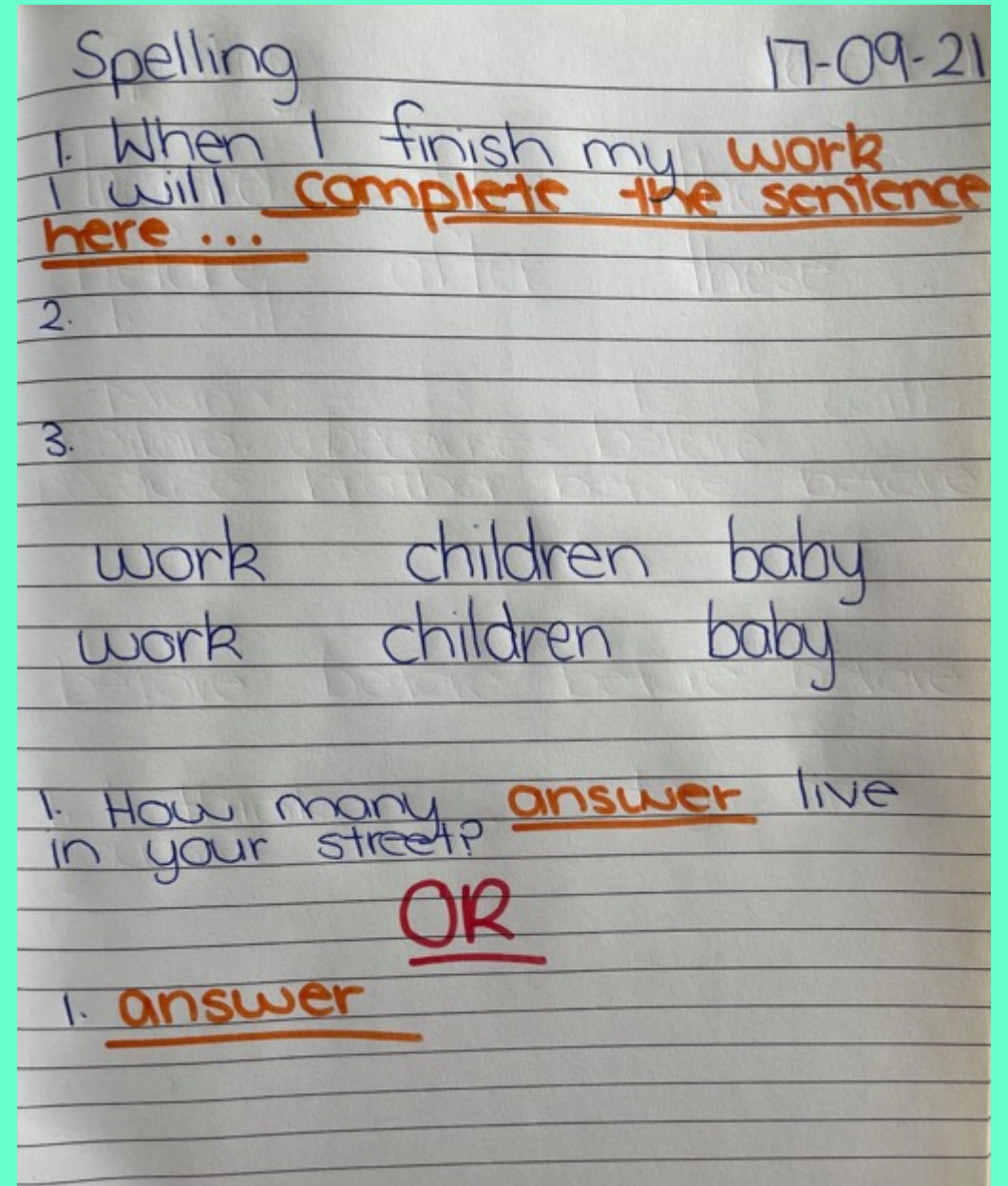
Complete the following activity.

See the next slide for suggestions on how to complete this task in your workbook.

Parents/Carers select the most appropriate suggestion for your child.

Take a photo of your work and send it to your teacher on ClassDojo for marking and feedback

Like this...





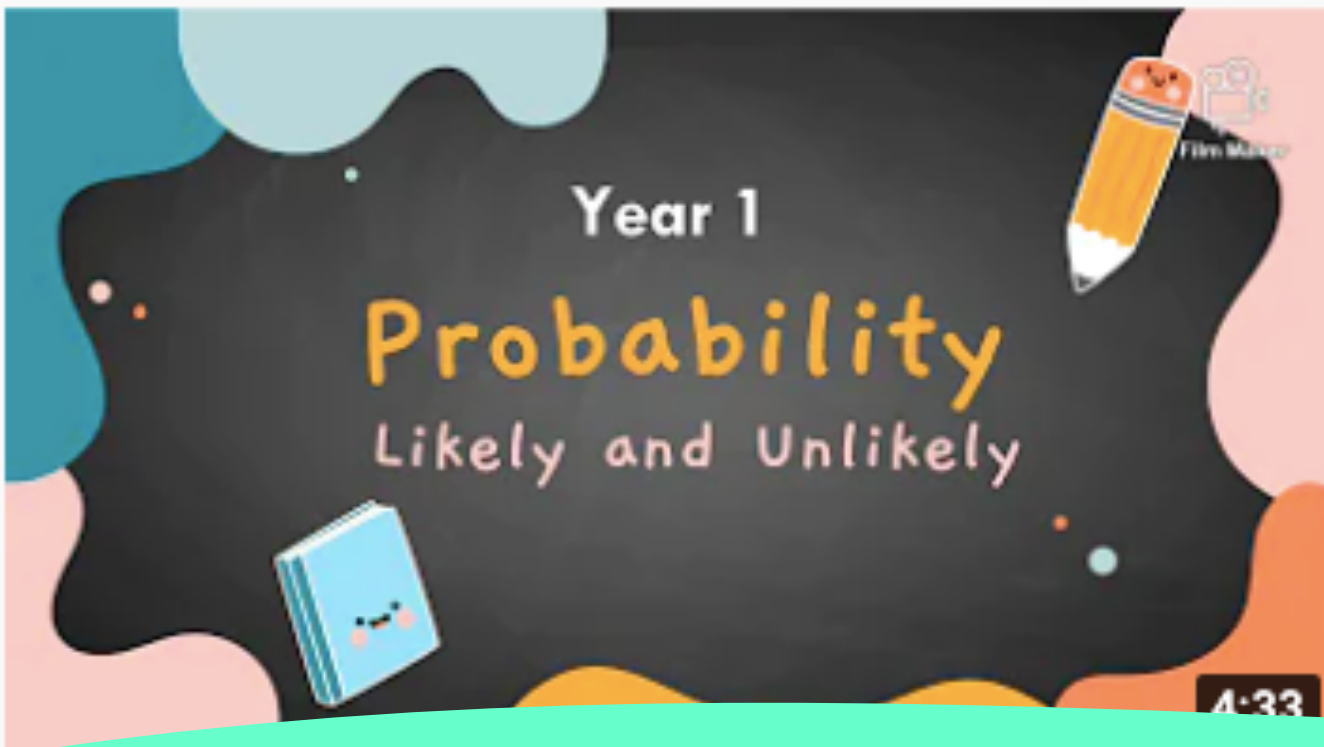
Reading Eggs

Log onto Reading Eggs and complete any activity of your choosing.

Friday Fun- Act out the scenario

Ask an adult or older sibling to read the following scenario and act it out as an adult reads it to you.

You are a pilot about to take off. Step into the cockpit and sit in the captain's seat. Hold the controls and lean back to take off down the runway. The plane shakes up and down **briefly** as it lifts off. Then you are flying smoothly. All of a sudden, an alarm beeps in the cockpit. Beep, beep, beep. You **glance** at your controls. **Glance** left at the fuel gauge. That's okay, the fuel tank is still quite full. Now **glance** right at the temperature gauge. Temperature is fine, not too hot. This time **glance** up at the oxygen levels. Uh-oh. Oxygen is low. You **immediately** push the button to release the oxygen masks. Put a mask on yourself, over your nose and mouth. Now you take the plane down and land safely. Remove your mask and wipe your brow. Phew! You did a great job in an emergency!



Math Year 1 Probability: Likely and Unlikely

360 views • 3 months ago



Ersi Handayani

Let's explore about likely and unlikely in Math progra

Probability Friday Video

Year 1 Probability

Click on the YouTube link below:

https://www.youtube.com/watch?v=1p_kACZUCso

Or search 'Year 1 Probability'

and click on the video pictured above ^

Task 2: Chance

Introduction

We are learning to talk about everyday events that involve chance and use the classifications 'likely', 'unlikely', 'certain' and 'impossible'.

Vocabulary Connections:

Certain = It **WILL** Happen


Impossible = It **WON'T** happen

Likely and **Unlikely** = It **MIGHT** happen

(likely = high chance of happening, unlikely = low chance of happening)

Answer the following slides into your workbook and post onto class Dojo 😊

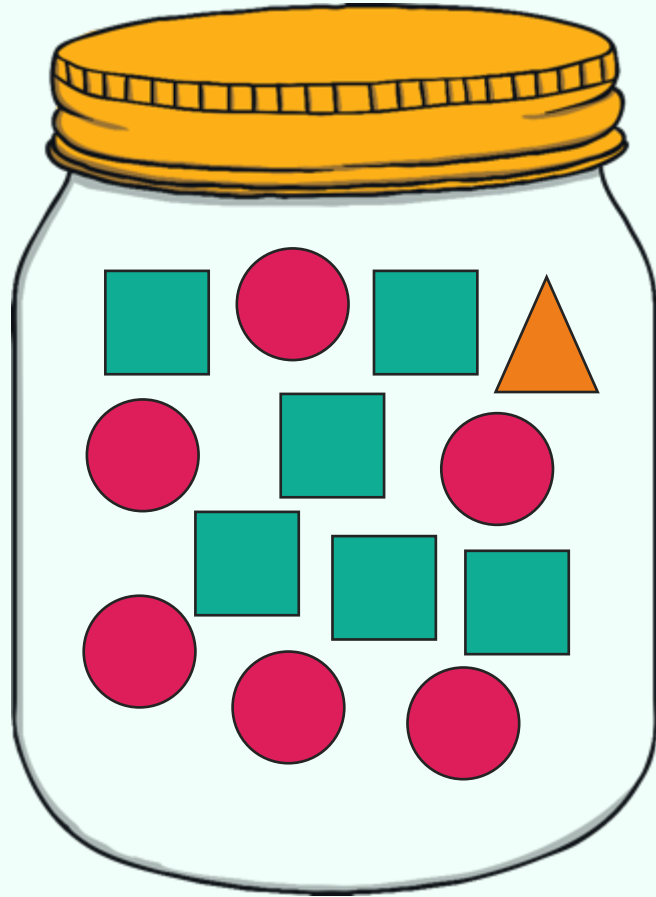
What is the chance you will choose a **rectangle** from the jar?



Question 1:

- A) Likely
- B) Impossible
- C) Certain

What is the chance you will choose a **triangle** from the jar?



Question 2:

- A) Likely
- B) Impossible
- C) Unlikely


What is the chance you will choose a **circle** from the jar?



Question: 3

- A) Likely
- B) Impossible
- C) Certain


What is the chance you will choose
a **square** from the bag?



Question 4:

- A) Certain
- B) Likely
- C) Unlikely

What is the chance you will choose
a **rectangle** from the bag?



Question 5:


- A) Certain
- B) Impossible
- C) Unlikely

Addition AND Subtraction Mentals

Task 3

As usual:
Complete the
following by writing
into your workbook.

Take a photo of your
answers and working
out and send it to
your teacher on
ClassDojo.



$6 - 2 =$

$4 + 3 =$

$7 - 4 =$

$11 + 5 =$

$14 - 5 =$

$14 + 8 =$

Extension: Optional

$17 - 4 =$

$12 + 10 =$

$21 - 9 =$

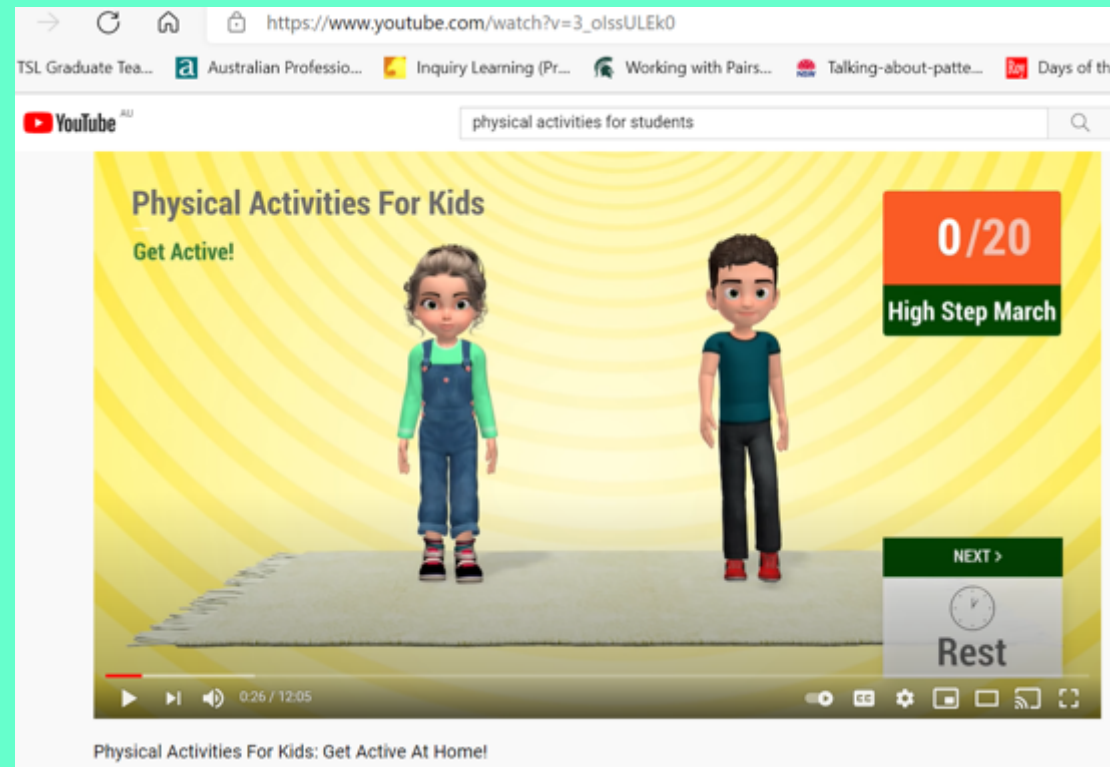
$25 + 6 =$

Get Active!

Physical Activity

Click the link: [Physical Activities For Kids: Get Active At Home! - YouTube](https://www.youtube.com/watch?v=3_olssULEk0)

Or search 'Physical Activities For Kids: Get Active At Home!' and click on the video below:



ZOOM!

Join your teachers on Zoom at 2pm for some games and a chat. Come dressed wearing your PARTY CLOTHES!

