



Term 4 – Week 2

Year 1

Monday 11<sup>th</sup> October 2021

# Our Day - Timetable

<b>Daily Task</b>	Read a book
<b>Tricky words</b>	Spelling task 1-3
<b>'On the Mat'</b>	Engage in On the Mat lesson and complete the spelling response task
<b>Break</b>	Crunch & sip
<b>Reading Eggs</b>	Work through the activities on Reading Eggs
<b>Reading &amp; Responding</b>	Listen to the story and discuss
<b>Writing</b>	Information report on koalas
<b>Break</b>	Morning tea & play
<b>Math</b>	Math game (posted on Class Story)
<b>Math Task 1</b>	3D Shape Video
<b>Math Task 2</b>	3D Shapes and Everyday Objects
<b>Math Task 3</b>	Addition Mentals
<b>Matific</b>	Work through activities on Matific
<b>Break</b>	Lunch & play
<b>Music</b>	Making music
<b>Zoom</b>	Join your teachers on <b><u>Zoom</u></b> at <b><u>2pm</u></b>

# Spelling Task 1

Step 1: Practise reading your tricky words without hesitation to an adult or older sibling.

Step 2: Read the sentences to an adult or older sibling **or** read the sentences with an adult or older sibling.

\*see next slide



before

after

these

school

two

his

1. *Two plus two is four.*
2. *Patrick has his own room.*
3. *James takes after his father.*
4. *I have seen his brother before.*
5. *Take these two books to your desk.*
6. *Where did Jade go after the game?*
7. *We had lunch before we left the house.*
8. *Zade plays with his friends after school.*







## Tricky Word Practice Laps



6a.	mother	who	father	what	brother
6b.	her	sister	cousin	they	family
7a.	two	saw	three	want	four
7b.	here	why	house	there	because
8a.	was	before	after	some	these
8b.	work	baby	children	were	should

Practise reading all your tricky words.

**Challenge!** Use a timer and see how fast you can read your tricky words.

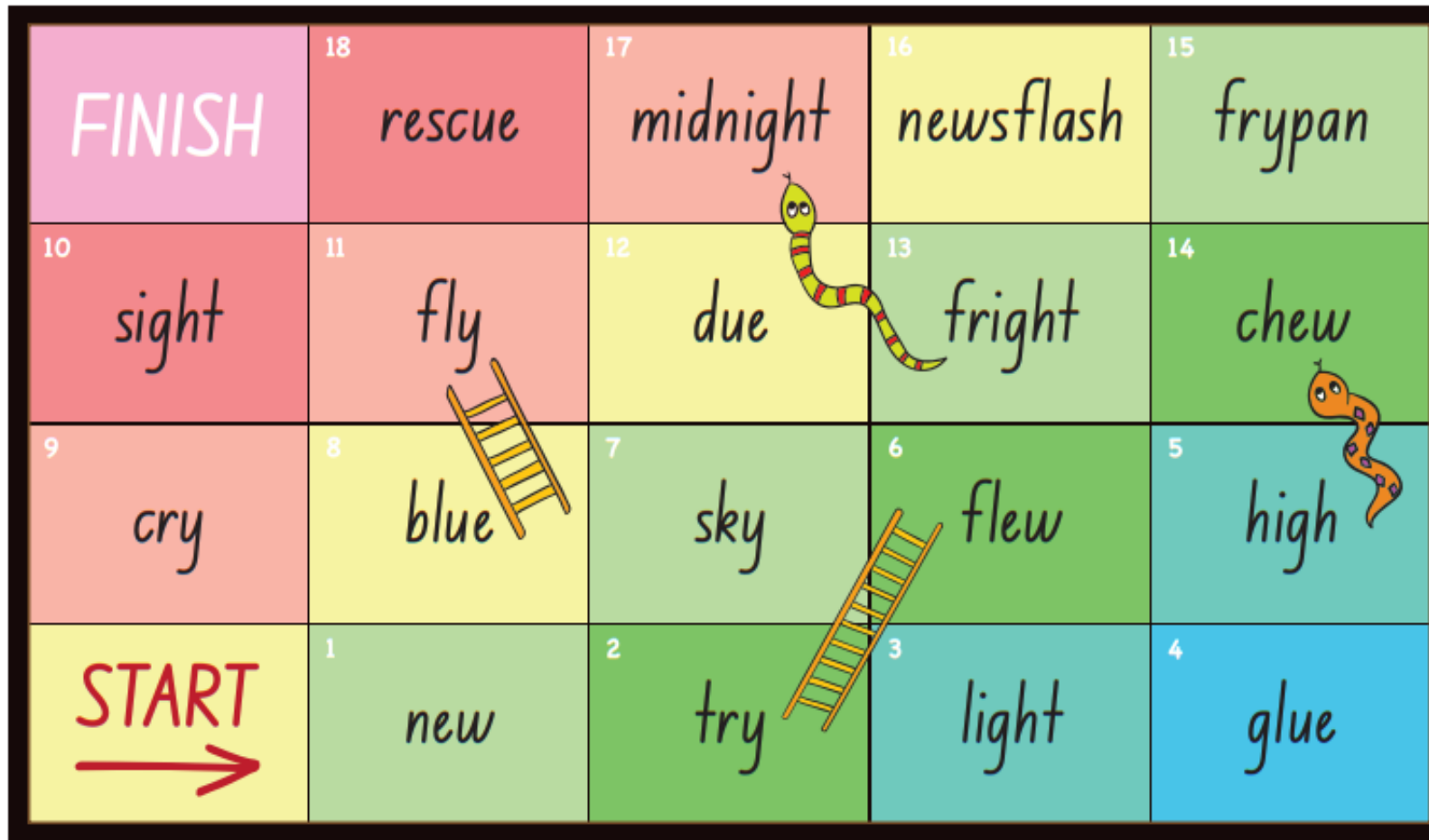
# Spelling Task 2



# Snakes and Ladders Task 3

## Snakes and Ladders – Game 1 (Lessons 39-50)

Sound focus: \_y, igh, ue, ew



**Instructions:** Take turns to roll the dice and move your counter. Read the word on your landing square. If you land at the bottom of a ladder and read the word correctly, move your counter up the ladder. If you land at the top of a snake, slide down the snake. First to the end is the winner.

# Snakes and Ladders Task 3

Snakes and Ladders – Game 2 (Lessons 51-65)

Sound focus: ar, or, ore, ir, ur, er

18	17	16	15	
FINISH	sunburn	explore	player	birthday
10	11	12	13	14
more	hurt	smart	perch	artist
9		7	6	5
farm	north	dark	her	first
1	2	3		
START	for	girl	turn	car

# On the Mat

See Miss Taylor's post on class story for your On the Mat lesson.





Name: \_\_\_\_\_

**Instructions:** Read each sentence. Choose the word that fits best to complete the sentence and write it on the line.

1. Mum will polish the car to make it (shine/shin). \_\_\_\_\_
2. We played a game of (hide/hid) and seek. \_\_\_\_\_
3. Nan took me to the park to fly a (kit/kite). \_\_\_\_\_
4. Is the banana (ripe/rip) yet? \_\_\_\_\_
5. My brother and I will go for a bike (rid/ride). \_\_\_\_\_

**Instructions:** Read the sentences. Find words with the bossy 'e' and circle them. Write these words on the lines below.

I got to the pool just in time to go on the big slide.

1. \_\_\_\_\_
2. \_\_\_\_\_

The nine bees buzz in the beehive.

1. \_\_\_\_\_
2. \_\_\_\_\_

I like to drive while it is still daytime.

1. \_\_\_\_\_
2. \_\_\_\_\_
3. \_\_\_\_\_
4. \_\_\_\_\_

# Spelling- Responding task

Complete the following activity in  
your workbook.

Take a photo of your work and send it to your  
teacher on ClassDojo for marking and feedback

# Reading Eggs

Step 1: Log into Reading Eggs



Step 2: Click on lessons



Step 3: Work through the map



# Reading & Responding

## Prior to reading

*Link to prior knowledge- Discuss*

*What is a superhero? What do superheroes look like? What do superheroes do? Name some famous superheroes you know.*

## Predictions

Make a prediction. Look at the picture on the front cover. What do you think this book will be about?


## Watch

Enjoy the whole story without interruption. Click the link below or search 'Max - by Bob Graham'.

[Max - by Bob Graham – YouTube](#)

## After listening to the story:

Tell an adult what happened in the story. Can you talk about the beginning? The middle? The end? Discuss whether your prediction was correct.



# What is your favourite part?

Write about your favourite part of 'Max'.



We are learning to (WALT): Write super sentences

What I'm looking for (WILF):

I can use capital letters.

I can use full stops at the end of my sentence.

- I can leave finger spaces.
- I can write about my favourite part of the book.
  - I can say why it is my favourite part.
  - I can check my sentences make sense.

My favourite part of the book is \_\_\_\_\_  
\_\_\_\_\_. This is my  
favourite part because \_\_\_\_\_  
\_\_\_\_\_.



# Koala

Koalas are native to Australia. People still incorrectly refer to koalas as 'koala bears'. They are actually marsupials and are closely related to the wombat and kangaroo.



Koalas have sharp claws which they use to help them climb trees. They have five digits on each front paw, with two of them acting like thumbs.

This helps them to hold firmly onto the branches and to grip their food. Their back paws are used as grooming paws.



A baby koala is called a 'joey'. Joeys live in their mother's pouch for around six months and will remain with them for another six months or so afterwards. An adult koala can eat about half a kilogram to one kilogram of leaves each night. Koalas are mostly nocturnal, which means they are awake at night and asleep during the day. Koalas sleep a lot during the day because they require a lot of energy to digest the toxic, low-nutrient diet that they eat. Sleeping is the best way to conserve their energy.

However, sleeping in the tops of tall eucalyptus trees all day isn't always safe. Koala population numbers, right across Australia, have been devastated due to the 2019-2020 Black Summer bushfires. Tens of thousands

are estimated to have been lost in this tragedy, causing many wildlife conservation groups to call for koalas to be officially listed as an endangered species.



## Did you know...?

Koalas sleep for around 18-20 hours a day.

# Writing

**We are learning to (WALT):** Write an information report

**What I'm looking for (WILF):**  
I can read facts and information to help me learn about koalas.

I can write an introduction identifying what a koala is.

Read the following text or click the link below and learn about koalas.

[Koalas 101 | Nat Geo Wild – YouTube](#)

See the next slide for suggestions on how to complete this task in your workbook.

# Like this...

Write the heading 'Koalas' at the top of your page and write the subheading 'introduction' underneath. Write 2-3 sentences saying what a koala is.

## What I'm looking for (WILF):

- I can use capital letters at the start of my sentence.
- I can use full stops at the end of my sentence.
- I can leave finger spaces.
- I can write about something or someone.
- I can check my sentences make sense.

### Information Report

Koalas

#### Introduction

Koalas are mammal marsupials this mean they are warm blooded animals that feed their young milk and have a pouch to carry their joeys. They are also native Australian animals.

Take a photo of your work and send it to your teacher on *ClassDojo* for marking and feedback

# 3D Shapes: Task 1

**Warm up:** Please watch the video on the link:

<https://www.youtube.com/watch?v=guNdJ5MtX1A>


Or search '3D shapes song Singing walrus' and click on the video pictured below:



**Optional video:** Story! Please click on the link below:

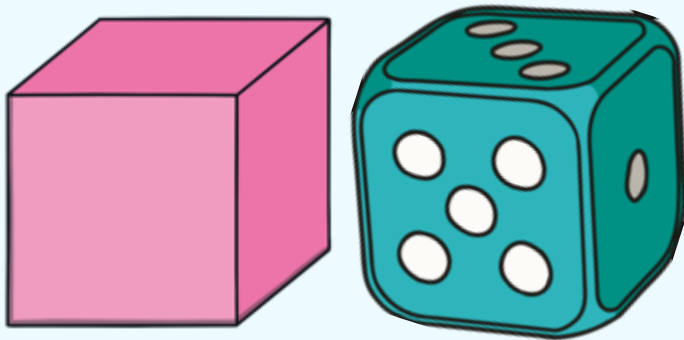
<https://www.youtube.com/watch?v=2cg-Uc556-Q>

Or simply search '3D Shapes I know Song' and click on the video below:

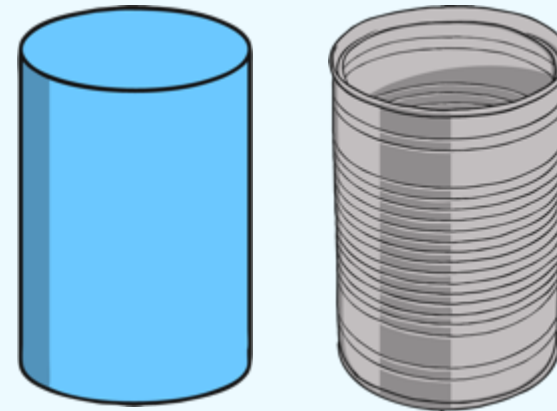


**Introduction:** Have a look at all these  
3D Shapes and Everyday Objects


**Cube**




**Cylinder**



**Sphere**




**Pyramid**






# 3D Shapes and Everyday Objects

## Rectangular Prism



## Cone

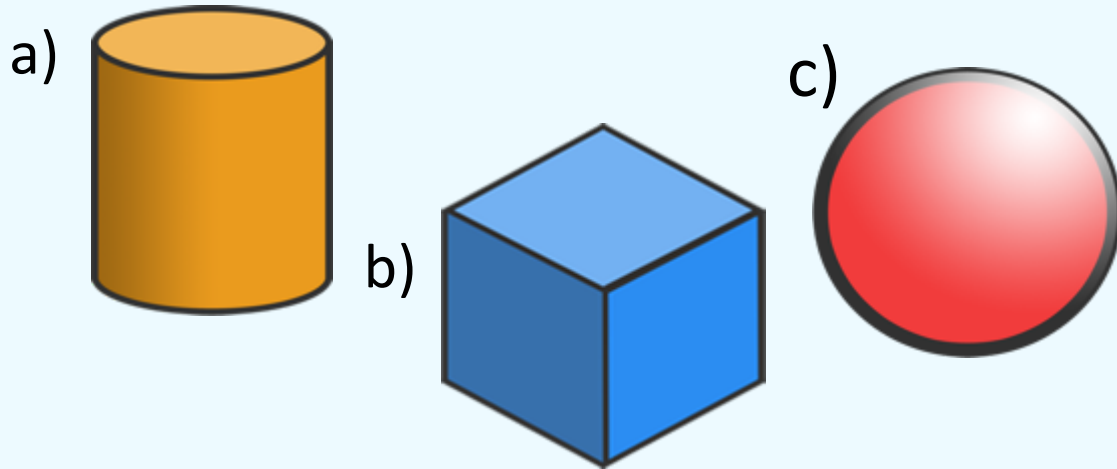


## Triangular Prism

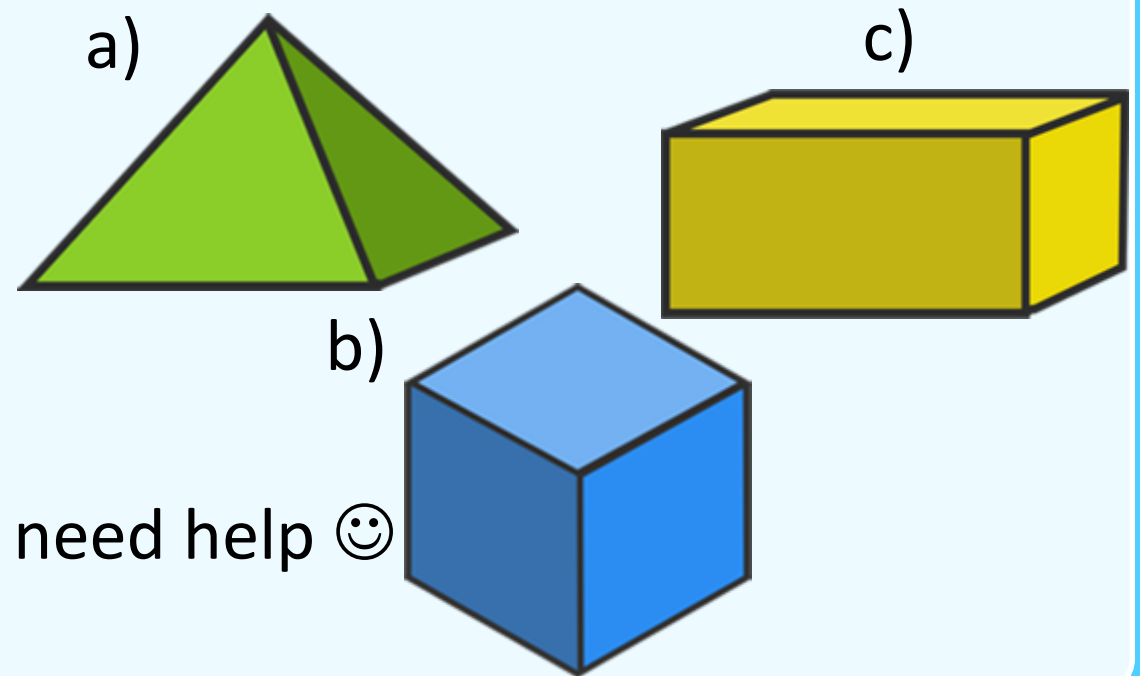


## Task 2: Can you find the 3D Object?

1) Can you find the **cube**?



2) Can you find the **rectangular prism**?

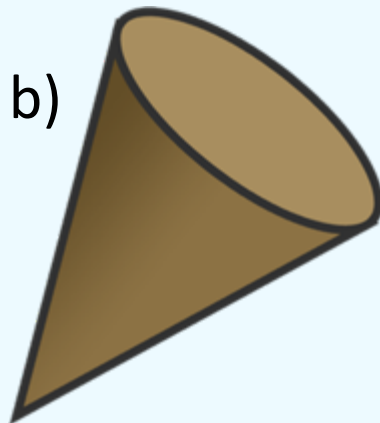
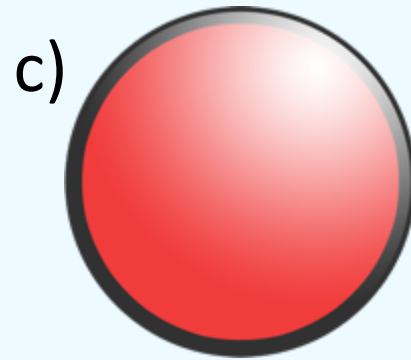
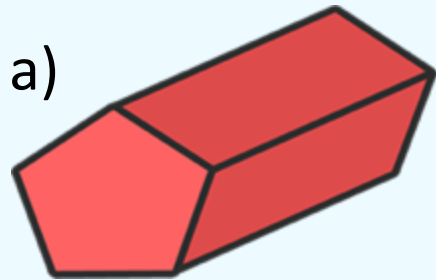


Go back to the previous 2 slides if you need help 😊

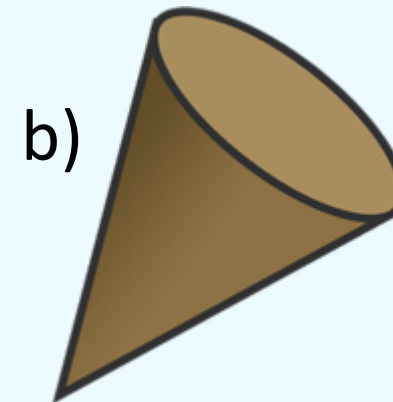
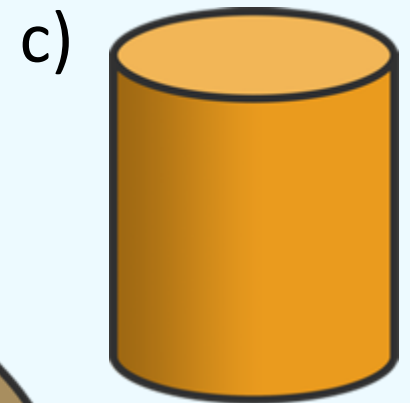
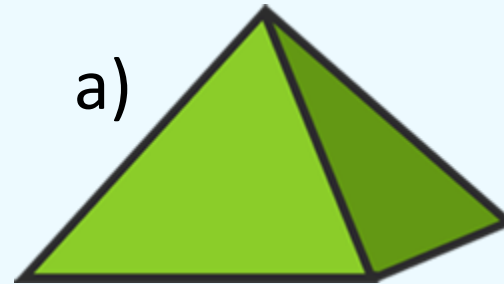
Answer in your workbook like: 1) b

## Task 2: Can you find the 3D Object?

3) Can you find the **Sphere**?



4) Can you find the **Cylinder**?



# Addition Mentals: Task 3

After you have watched Miss Taylor's Math Game video posted on Monday. Complete the following by writing into your workbook.

Take a photo of your answers and working out and send it to your teacher on ClassDojo.

## Helpful Tip:

Use counters or household items to help you count.

$2 + 2 =$

$5 + 1 =$

$4 + 6 =$

$4 + 9 =$

Extension: (Optional)

$6 + 11 =$

$11 + 9 =$

$20 + 6 =$

$8 + 24 =$

Don't forget to go onto Matific after this task!



# Music

## Making music!

Experiment with making drumming sounds using body percussion or by drumming on objects around the room.

Create a drum pattern of your own. Record your drum pattern and share on Class Dojo.





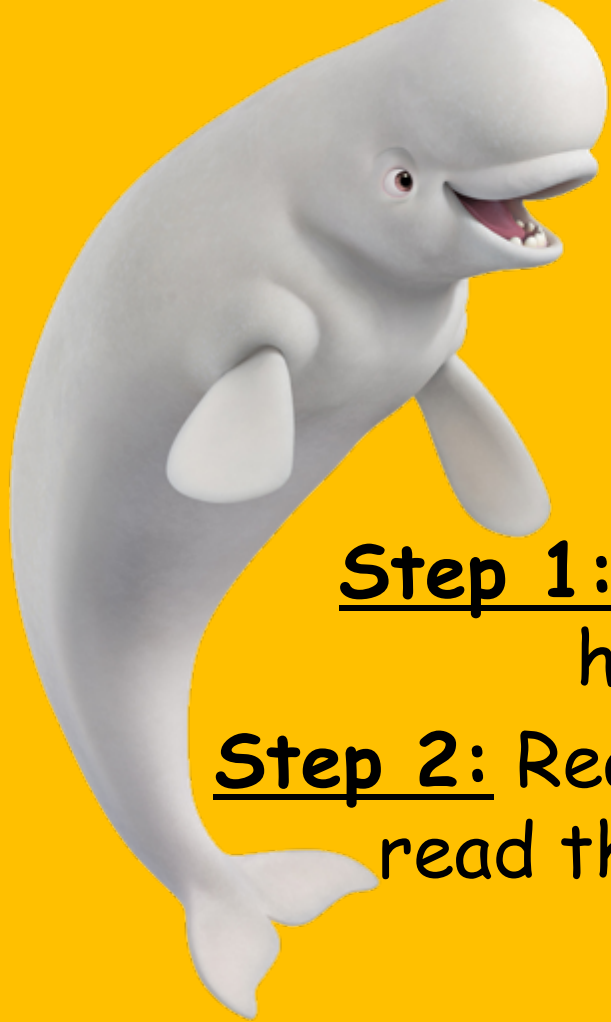
Term 4 – Week 2

Year 1

Tuesday 12<sup>th</sup> October 2021

# Our Day - Timetable

Daily Task	Help make your bed
Tricky words	Spelling task 1-3
'On the Mat'	Engage in the On the Mat lesson and practice reading words and sentences with the a_e split diagraph
Break	Crunch & sip
Reading Eggs	Work through the activities on Reading Eggs
Reading & Responding	Listen to the story 'Max', learn 3 new words & answer questions about the story
Writing	Information report on koalas
Break	Morning tea & play
Math	Math game (posted on Class Story)
Math Task 1	3D Shapes Video
Math Task 2	Name the 3D Shape
Math Task 3	Addition Mentals
Matific	Work through the activities on Matific
Break	Lunch & play
Geography	See Miss Latta's post for your geography lesson
Zoom	Join your teachers on <u>Zoom</u> at <u>2pm</u>



# Spelling Task 1

**Step 1:** Practise reading your tricky words without hesitation to an adult or older sibling.

**Step 2:** Read the sentences to an adult or older sibling **or** read the sentences with an adult or older sibling.

\*See next slide



before

after

these

school

two

his

1. Two plus two is four.
2. Patrick has his own room.
3. James takes after his father.
4. I have seen his brother before.
5. Take these two books to your desk.
6. Where did Jade go after the game?
7. We had lunch before we left the house.
8. Zade plays with his friends after school.







## Tricky Word Practice Laps



6a.	mother	who	father	what	brother
6b.	her	sister	cousin	they	family
7a.	two	saw	three	want	four
7b.	here	why	house	there	because
8a.	was	before	after	some	these
8b.	work	baby	children	were	should

Practise reading all your tricky words.

**Challenge!** Use a timer and see how fast you can read your tricky words.

# Spelling Task 2



# Snakes and Ladders Task 3

## Snakes and Ladders – Game 1 (Lessons 39-50)

Sound focus: \_y, igh, ue, ew

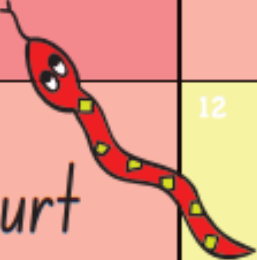
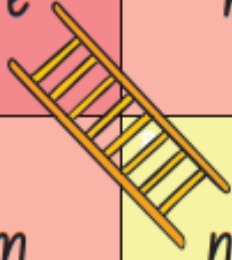


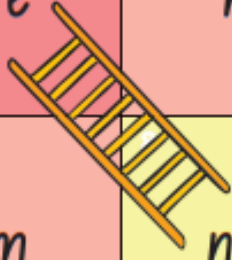






18	rescue	17	midnight	16	newsflash	15	frypan		
10	sight	11	fly	12	due	13	fright	14	chew
9	cry	8	blue	7	sky	6	flew	5	high
START	1	new	2	try	3	light	4	glue	

**Instructions:** Take turns to roll the dice and move your counter. Read the word on your landing square. If you land at the bottom of a ladder and read the word correctly, move your counter up the ladder. If you land at the top of a snake, slide down the snake. First to the end is the winner.

# Snakes and Ladders Task 3


Snakes and Ladders – Game 2 (Lessons 51-65)

Sound focus: ar, or, ore, ir, ur, er

18 FINISH	18 sunburn 	17 explore	16 player	15 birthday
10 more 	11 hurt	12 smart	13 perch 	14 artist 
9 farm	north 	7 dark 	6 her 	5 first 
START 	1 for	2 girl 	3 turn 	4 car

# On the Mat

See Miss Taylor's post on class story for your On the Mat lesson.



# Spelling- Responding task


Practice reading words and sentences with the a\_e split digraph.

Lit-1  
Sounds and Words A  
Lessons 66-67  
Split digraph a\_e - reading words

## Split digraph (a\_e)

game	save	take	date	pale
skate	trade	blame	shake	grape
whale	behave	invade	escape	cupcake



1. James made a cake on the weekend. He put it on his best plate, and we ate it for afternoon tea. 
2. Wake up, Kate! You are running late. You must not miss the plane.
3. On hot days, Dave makes himself a milkshake and sits in the shade under a tree.
4. Please shut the gate. We do not want the dog to escape and chase other dogs.
5. Snakes have scales that protect them. Snakes can shed their old scales and grow new skin.



# Reading Eggs

Step 1: Log into Reading Eggs




Step 2: Click on lessons



Step 3: Work through the map



# Reading & Responding



Click the link below or search 'Max - by Bob Graham'.

[Max - by Bob Graham – YouTube](#)

## 3 New Words:

- **Legendary** means: well-known or famous
- **Hover** means: stay around on place or position, often in the air.
- **Firmly** means: if you do something firmly, you do it in a strong and definite way. If something is tied firmly, it shouldn't move.
- Answer the following questions in your workbook.

Remember to write in full sentences.

1. How is Max's house different to other houses in the street?
2. Why are Max's parents and grandparents so keen for him to fly?
3. What does Madam Thunderbolt tell Max to do?
4. How is Max using his superpower for good?

Take a photo of your work and send it to your teacher on ClassDojo for marking and feedback

# Koala

Koalas are native to Australia. People still incorrectly refer to koalas as 'koala bears'. They are actually marsupials and are closely related to the wombat and kangaroo.



Koalas have sharp claws which they use to help them climb trees. They have five digits on each front paw, with two of them acting like thumbs.

This helps them to hold firmly onto the branches and to grip their food. Their back paws are used as grooming paws.



A baby koala is called a 'joey'. Joeys live in their mother's pouch for around six months and will remain with them for another six months or so afterwards. An adult koala can eat about half a kilogram to one kilogram of leaves each night. Koalas are mostly nocturnal, which means they are awake at night and asleep during the day. Koalas sleep a lot during the day because they require a lot of energy to digest the toxic, low-nutrient diet that they eat. Sleeping is the best way to conserve their energy.

However, sleeping in the tops of tall eucalyptus trees all day isn't always safe. Koala population numbers, right across Australia, have been devastated due to the 2019-2020 Black Summer bushfires. Tens of thousands are estimated to have been lost in this tragedy, causing many wildlife conservation groups to call for koalas to be officially listed as an endangered species.



**Did you know...?**

Koalas sleep for around 18-20 hours a day.

# Writing

**We are learning to (WALT):** Write an information report

**What I'm looking for (WILF):**

I can read facts and information to help me learn about koalas

I can write where (habitat) koalas live .

Read the following text or click the link below and learn about koalas.

[Koalas 101 | Nat Geo Wild - YouTube](#)

See the next slide for suggestions on how to complete this task in your workbook.

Using the same page as yesterday write your second paragraph titled 'habitat'.

Write 2-3 sentences

OR

Draw a picture and label your picture

### What I'm looking for (WILF):

- I can use capital letters at the start of my sentence.
- I can use full stops at the end of my sentence.
- I can leave finger spaces.
- I can write about something or someone.
- I can check my sentences make sense.

Take a photo of your work and send it to your teacher on *ClassDojo* for marking and feedback

# Like this...

## Information Report

Koalas

### Introduction

Koalas are mammal marsupials this mean they are warm blooded animals that feed their young milk and have a pouch to carry their joeys. They are also native Australian animals.

### Habitat

Koalas inhabit South-Eastern and Eastern Australia in the states of Queensland, New South Wales, South Australia, and Victoria. They can typically be found wedged between forks in the tree's branches in the eucalyptus forests and woodlands.

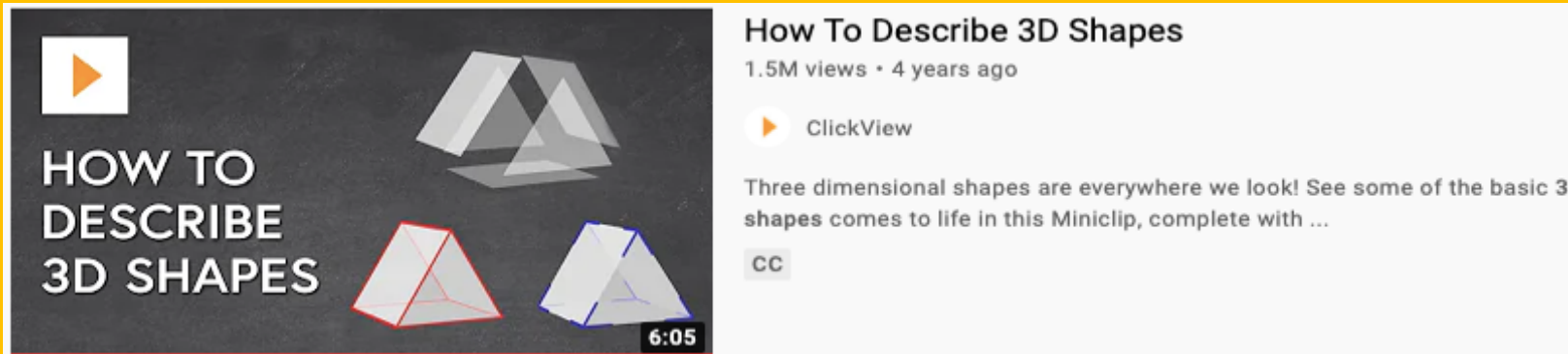


# 3D Shapes Videos: Task 1

**Warm up:** Please watch the video on the link:

<https://www.youtube.com/watch?v=3-QwWFkz5hw>

Or search 'How to describe 3D Shapes' and click on the video pictured below:



**How To Describe 3D Shapes**  
1.5M views · 4 years ago

ClickView

Three dimensional shapes are everywhere we look! See some of the basic 3D shapes comes to life in this Miniclip, complete with ...

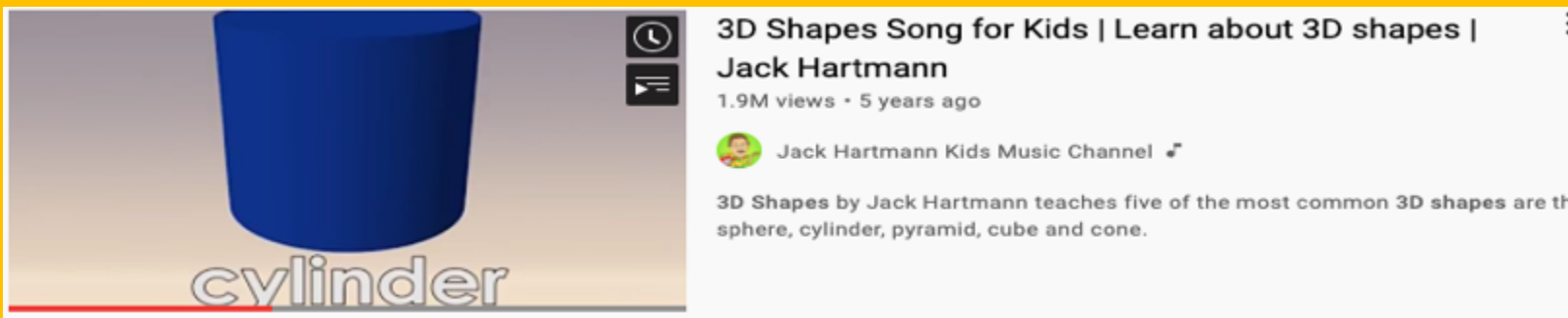
CC

6:05

**Optional: 3D Shapes, Jack Hartmann!** Please click on the link below:

<https://www.youtube.com/watch?v=zPZegz690Mg&t=85s>

Or simply search '3D Shapes Jack Hartmann' and click on the video below:



**3D Shapes Song for Kids | Learn about 3D shapes | Jack Hartmann**  
1.9M views · 5 years ago

Jack Hartmann Kids Music Channel

3D Shapes by Jack Hartmann teaches five of the most common 3D shapes are the sphere, cylinder, pyramid, cube and cone.

cylinder





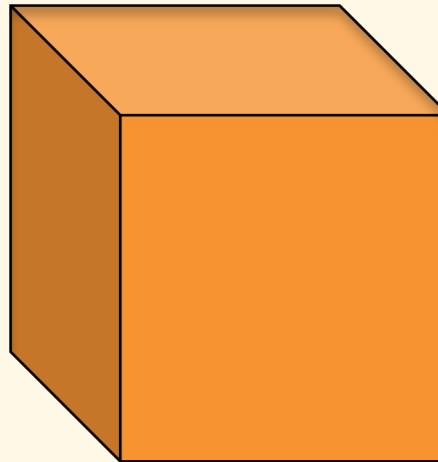
# Task 2: Name the 3D Shape!

## Question 1:

a) cube

b) rectangle

c) pyramid



Answer in  
your workbook  
like: 1) a 😊

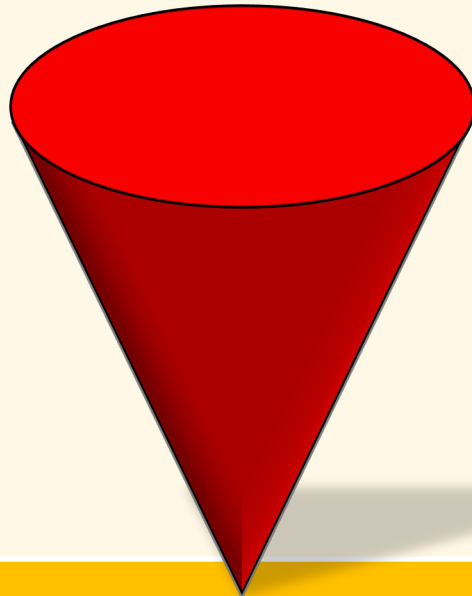
# Task 2: Name the 3D Shape!

## Question 2:

cone

cylinder

sphere




## Task 2: Name the 3D Shape!

### Question 3:

a) cone

b) cylinder

c) sphere



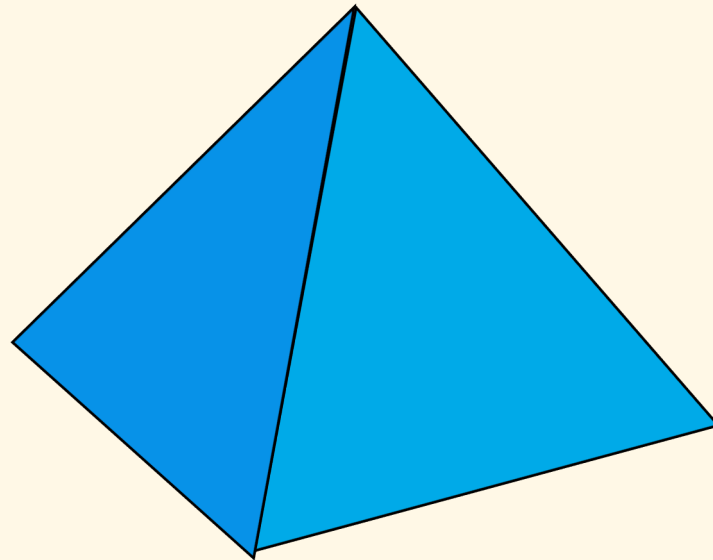
# Task 2: Name the 3D Shape!

## Question 4:

a) prism

b) pyramid

c) triangle



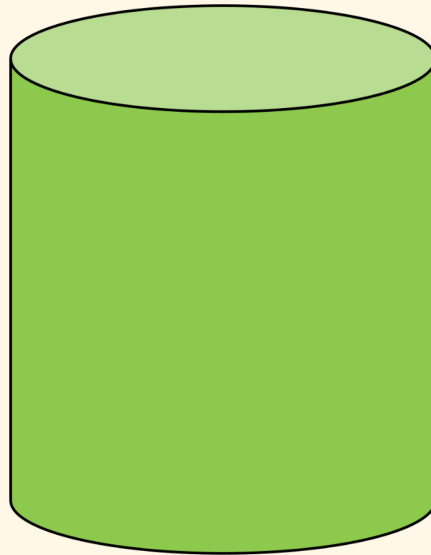
# Task 2: Name the 3D Shape!

## Question 5:

a) cylinder

b) pyramid

c) cone





# Addition Mentals: Task 3

After you have watched Miss Taylor's Math Game video posted on Monday. Complete the following by writing into your workbook.

Take a photo of your answers and working out and send it to your teacher on ClassDojo.

**Helpful Tip:**

Use counters or household items to help you count.

$3 + 4 =$

$6 + 3 =$

$6 + 10 =$

$7 + 7 =$

Extension: (Optional)

$6 + 11 =$

$12 + 7 =$

$22 + 10 =$

$16 + 30 =$

Don't forget to go onto Matific after this task!

# Geography



See Miss Latta's post on Class Story for your Geography lesson.





# Term 4 – Week 2

Year 1

Wednesday 13<sup>th</sup> October 2021

# Our Day - Timetable

<b>Daily Task</b>	Dress yourself
<b>Tricky words</b>	Spelling task 1-3
<b>Break</b>	Crunch & sip
<b>Reading Eggs</b>	Work through the activities on Reading Eggs
<b>Think &amp; Write</b>	Think, act, say and write each word in a sentence
<b>Writing</b>	Information report on koalas
<b>Break</b>	Morning tea & play
<b>Math</b>	Math game (posted on Class Story)
<b>Math Task 1</b>	3D Shapes Video
<b>Math Task 2</b>	True or False Task
<b>Math Task 3</b>	Subtraction Mentals
<b>Matific</b>	Work through activities on Matific
<b>Break</b>	Lunch & play
<b>Science</b>	See Ms Blue's post for your science lesson
<b>Zoom</b>	Join your teachers on <u>Zoom</u> at <u>2pm</u>



# Spelling Task 1

Step 1: Practise reading your tricky words without hesitation to an adult or older sibling.

Step 2: Read the sentences to an adult or older sibling **or** read the sentences with an adult or older sibling.

\*See next slide





before

after

these

school

two

his

1. Two plus two is four.
2. Patrick has his own room.
3. James takes after his father.
4. I have seen his brother before.
5. Take these two books to your desk.
6. Where did Jade go after the game?
7. We had lunch before we left the house.
8. Zade plays with his friends after school.







## Tricky Word Practice Laps



6a.	mother	who	father	what	brother
6b.	her	sister	cousin	they	family
7a.	two	saw	three	want	four
7b.	here	why	house	there	because
8a.	was	before	after	some	these
8b.	work	baby	children	were	should

Practise reading all your tricky words.

**Challenge!** Use a timer and see how fast you can read your tricky words.

# Spelling Task 2



# Snakes and Ladders Task 3

## Snakes and Ladders – Game 1 (Lessons 39-50)

Sound focus: \_y, igh, ue, ew

18	rescue	17	midnight	16	newsflash	15	frypan		
10	sight	11	fly	12	due	13	fright	14	chew
9	cry	8	blue	7	sky	6	flew	5	high
START →	1	new	2	try	3	light	4	glue	

**Instructions:** Take turns to roll the dice and move your counter. Read the word on your landing square. If you land at the bottom of a ladder and read the word correctly, move your counter up the ladder. If you land at the top of a snake, slide down the snake. First to the end is the winner.

# Snakes and Ladders Task 3

Snakes and Ladders – Game 2 (Lessons 51-65)

Sound focus: ar, or, ore, ir, ur, er

A 4x5 grid board for a Snakes and Ladders game. The board is numbered 1 to 18. The starting square is labeled 'START' with a red arrow pointing right. The finishing square is labeled 'FINISH'. The board contains several snakes and ladders. The words on the board are: 1. for, 2. girl, 3. turn, 4. car, 5. first, 6. her, 7. dark, 8. north, 9. farm, 10. more, 11. hurt, 12. smart, 13. perch, 14. artist, 15. birthday, 16. player, 17. explore, 18. sunburn. There are three snakes: a red one between 11 and 18, a blue one between 2 and 7, and an orange one between 5 and 14. There are three ladders: one between 9 and 10, one between 13 and 14, and one between 3 and 4.

18	sunburn	17	explore	16	player	15	birthday		
10	more	11	hurt	12	smart	13	perch	14	artist
9	farm	north	7	dark	6	her	5	first	
START	1	for	2	girl	3	turn	4	car	

# Reading Eggs

Step 1: Log into Reading Eggs



Step 2: Click on lessons



Step 3: Work through the map



# Writing



We are learning to (WALT): write super sentences

What I'm looking for (WILF):

- I can use capital letters.
- I can leave finger spaces.
- I can use full stops at the end of my sentence.
- I can check my sentences make sense.

A Super Sentence ...  
... starts with a capital letter

A B C D E

A Super Sentence ...  
... ends with a full stop

Sam has a black cat. ✓

A Super Sentence ...  
... tells us about someone or something



A Super Sentence ...  
... must make sense





# Think & Write

Look at the three words  
**Legendary**      **Hover**      **Firmly**

Act out or think about each word, then read the sentence.

Think have you heard stories of another **legendary** superhero? Now say this sentence: "Max's parents are **legendary** for using their superpowers for the good of others."

Write your own sentence or sentences in your workbook using the word **legendary**.

**Example: Max's parents are legendary catchers of thieves and bullies.**

Pretend to be a butterfly **hovering** in the air. Now say this sentence: "She told him to **hover**." Think of other objects that hover (e.g., helicopter). Write the definition: to hang/float in the air.

Think of something that you might hold on to **firmly** (e.g, a balloon, bicycle handlebars). Now say this sentence: "Max's teacher couldn't keep him **firmly** in his seat. Pretend that you are tying a rope so that it keeps a boat **firmly** in place.



# Koala

Koalas are native to Australia. People still incorrectly refer to koalas as 'koala bears'. They are actually marsupials and are closely related to the wombat and kangaroo.



Koalas have sharp claws which they use to help them climb trees. They have five digits on each front paw, with two of them acting like thumbs.

This helps them to hold firmly onto the branches and to grip their food. Their back paws are used as grooming paws.

A baby koala is called a 'joey'. Joeys live in their mother's pouch for around six months and will remain with them for another six months or so afterwards. An adult koala can eat about half a kilogram to one kilogram of leaves each night. Koalas are mostly nocturnal, which means they are awake at night and asleep during the day. Koalas sleep a lot during the day because they require a lot of energy to digest the toxic, low-nutrient diet that they eat. Sleeping is the best way to conserve their energy.

However, sleeping in the tops of tall eucalyptus trees all day isn't always safe. Koala population numbers, right across Australia, have been devastated due to the 2019-2020 Black Summer bushfires. Tens of thousands are estimated to have been lost in this tragedy, causing many wildlife conservation groups to call for koalas to be officially listed as an endangered species.



**Did you know...?**

Koalas sleep for around 18-20 hours a day.

# Writing

**We are learning to (WALT):** Write an information report

**What I'm looking for (WILF):**

I can read facts and information to help me learn about koalas.

I can write what koalas eat (diet).

Read the following text or click the link below and learn about koalas.

[Koalas 101 | Nat Geo Wild - YouTube](#)

See the next slide for suggestions on how to complete this task in your workbook.

# Like this...

Using the same page as yesterday write your third paragraph titled 'diet'.

Write 2-3 sentences

OR

Draw a picture and label your picture

## What I'm looking for (WILF):

- I can use capital letters at the start of my sentence.
- I can use full stops at the end of my sentence.
- I can leave finger spaces.
- I can write about something or someone.
- I can check my sentences make sense.

## Koalas

### Introduction

Koalas are mammal marsupials this mean they are warm blooded animals that feed their young milk and have a pouch to carry their joeys. They are also native Australian animals.

### Habitat

Koalas inhabit South-Eastern and Eastern Australia in the states of Queensland, New South Wales, South Australia, and Victoria. They can typically be found wedged between forks in the tree's branches in the eucalyptus forests and woodlands.

### Diet

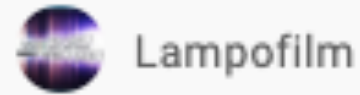
Koalas are herbivores, this means they only eat plants. You could say their favourite meal is chomping down on eucalyptus leaves, as Koalas can consume up to 1 kilogram of gum leaves a day. The koala hops from tree to tree and climbs the trees to get the leaves.

Take a photo of your work and send it to your teacher on ClassDojo for marking and feedback



3D Shapes Faces Edges Vertices - Geom

122K views • 1 year ago



Learn about 3D Shapes: Faces, Vertices, and Edges. We showing what an edge is, what faces look like, ...

# 3D Shapes Task 1

Please click on the YouTube link below:

[https://www.youtube.com/watch?v=BPrVAT\\_x1f4&list=PLmkCLIURpcHJiBqXyOMf7IGCGIZJTzXdg&index=6](https://www.youtube.com/watch?v=BPrVAT_x1f4&list=PLmkCLIURpcHJiBqXyOMf7IGCGIZJTzXdg&index=6)

Or simply search  
'Learn about faces, edges  
and vertices lampofilm' on YouTube!  
And click on the video above.

# Task 2: 3D Shapes

## True or False?


Answer the following slides in your workbook and post onto Class Dojo.

**Like: 1) B**

If this task is too difficult, try and find 3D Shapes around your house and post a photo onto Class Dojo 😊

## Question 1)

Which statement is **false**?



A

It is a cube

B


It has 5 faces

C

Its faces are squares

## Question 2)

Which statement is **false**?



A

It is a cone

B

It has 1 vertex/corner


C

It has 3 faces



### Question 3)

Which statement is **true**?



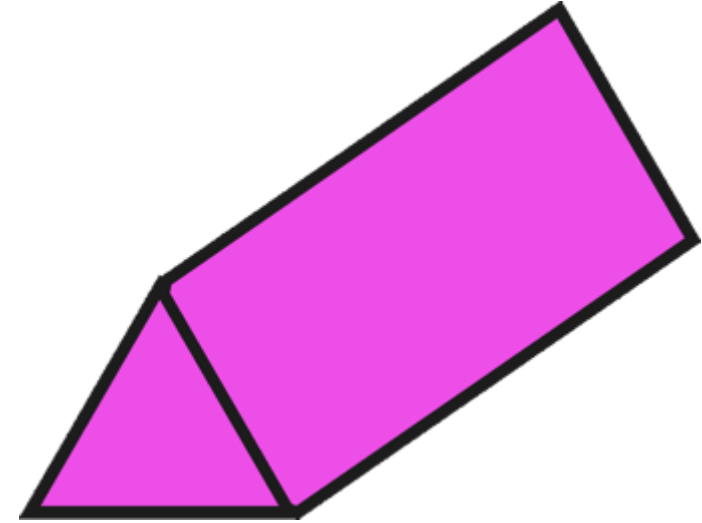
**A** It has 2 faces

**B** It has 3 vertices

**C** It is a cylinder

### Question 4)

Which statement is **true**?



**A** It has 9 faces

**B** It has 6 vertices/corners

**C** It has 3 edges



# Addition Mentals

## Task 3

Complete the following by writing into your workbook.

Take a photo of your answers and working out and send it to your teacher on ClassDojo.

$1 + 8 =$

$5 + 5 =$

$10 + 10 =$

$6 + 11 =$

Extension: (Optional)

$14 + 8 =$

$16 + 5 =$

$19 + 10 =$

$9 + 30 =$

Don't forget to go onto Matific after this task



# Science

See Ms Blue's post on Class Story for your Science lesson.



Term 4 – Week 2

Year 1

Thursday 14<sup>th</sup> October 2021

# Our Day - Timetable

<b>Daily Task</b>	Help water the garden
<b>Tricky words</b>	Spelling task 1-3
<b>'On the Mat'</b>	Engage in On the Mat lesson and complete the spelling response task
<b>Break</b>	Crunch & sip
<b>Reading Eggs</b>	Work through the activities on Reading Eggs
<b>Reading &amp; Responding</b>	Which word fits?
<b>Writing</b>	Information report on koalas
<b>Break</b>	Morning tea & play
<b>Math</b>	Math game (posted on Class Story)
<b>Math Task 1</b>	3D Shapes Video
<b>Math Task 2</b>	Which Shape am I?
<b>Math Task 3</b>	Subtraction Mentals
<b>Matific</b>	Work through activities on Matific
<b>Break</b>	Lunch & play
<b>PDHPE</b>	Healthy mind
<b>Zoom</b>	Join your teachers on <u>Zoom</u> at <u>2pm</u>

# Spelling Task 1

Step 1: Practise reading your tricky words without hesitation to an adult or older sibling.

Step 2: Read the sentences to an adult or older sibling **or** read the sentences with an adult or older sibling.

\*see next slide





before

after

these

school

two

his

1. Two plus two is four.
2. Patrick has his own room.
3. James takes after his father.
4. I have seen his brother before.
5. Take these two books to your desk.
6. Where did Jade go after the game?
7. We had lunch before we left the house.
8. Zade plays with his friends after school.







## Tricky Word Practice Laps



6a.	mother	who	father	what	brother
6b.	her	sister	cousin	they	family
7a.	two	saw	three	want	four
7b.	here	why	house	there	because
8a.	was	before	after	some	these
8b.	work	baby	children	were	should

Practise reading all your tricky words.

**Challenge!** Use a timer and see how fast you can read your tricky words.

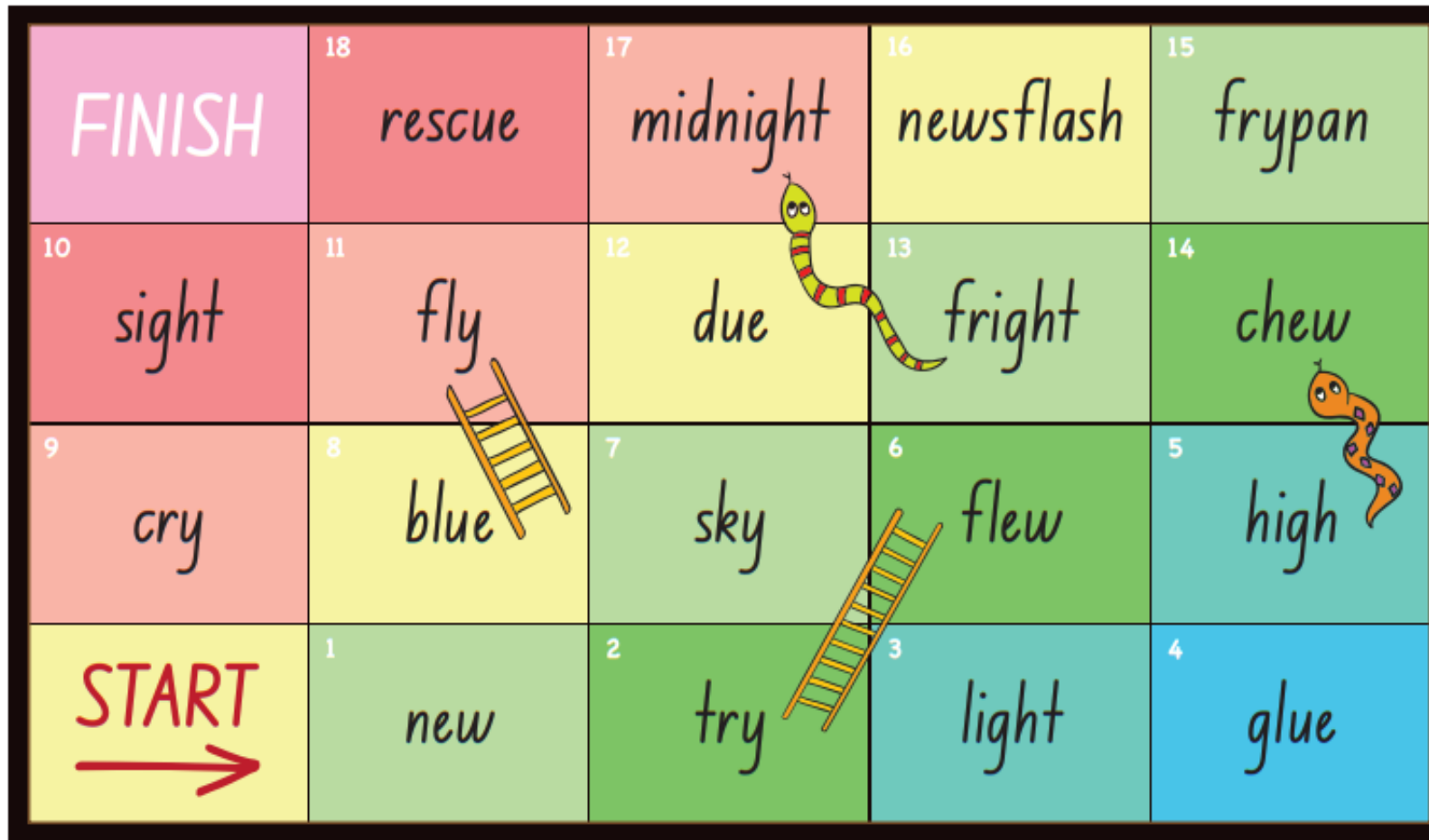
# Spelling Task 2



# Snakes and Ladders Task 3

## Snakes and Ladders – Game 1 (Lessons 39-50)

Sound focus: \_y, igh, ue, ew

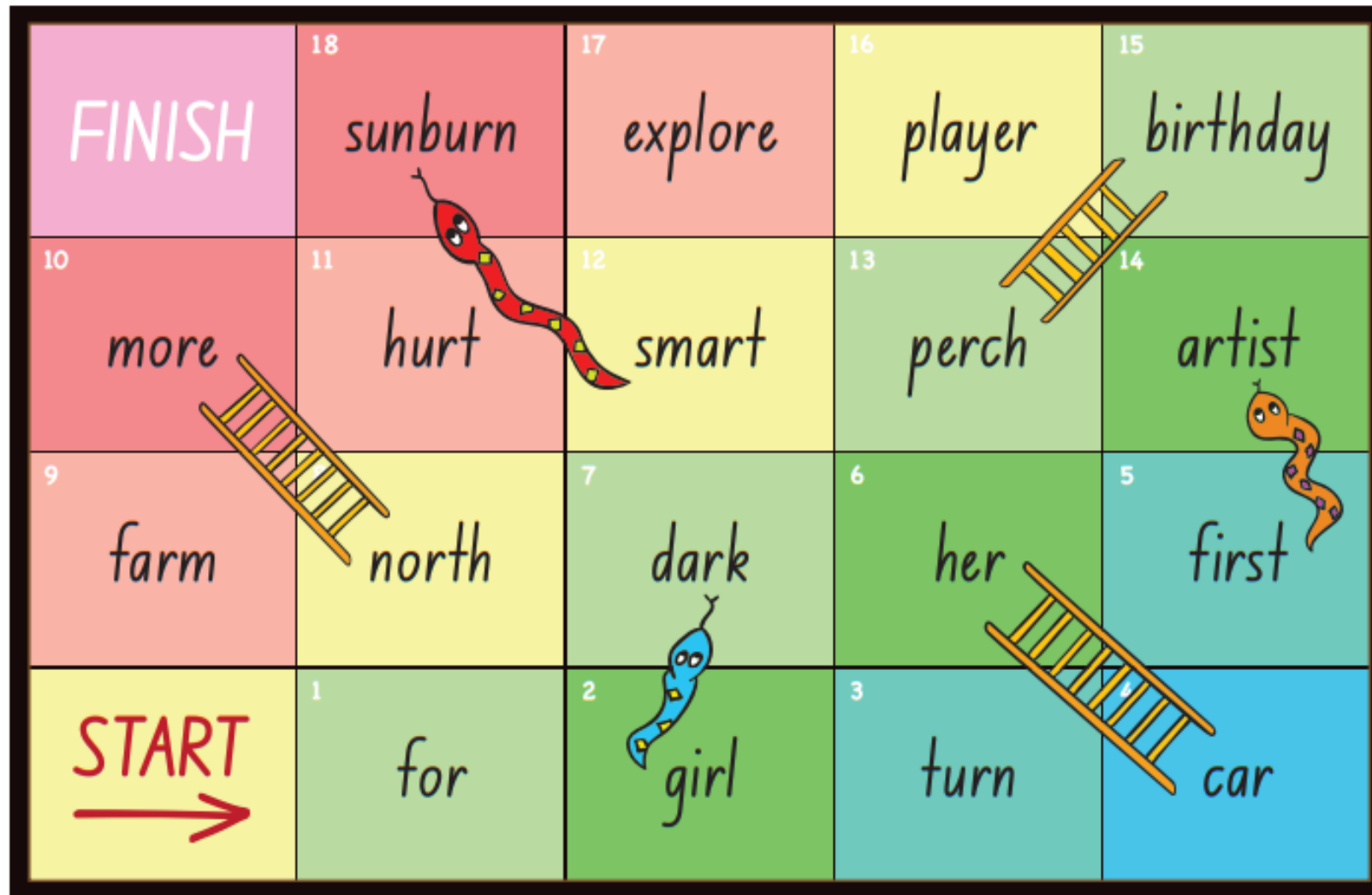


**Instructions:** Take turns to roll the dice and move your counter. Read the word on your landing square. If you land at the bottom of a ladder and read the word correctly, move your counter up the ladder. If you land at the top of a snake, slide down the snake. First to the end is the winner.

# Snakes and Ladders Task 3

Snakes and Ladders – Game 2 (Lessons 51-65)

Sound focus: ar, or, ore, ir, ur, er



# On the Mat

See Mr Dunn's post on class story for your On the Mat lesson.



Name: \_\_\_\_\_

**Instructions:** Read the words. Write the correct word in the spaces so the sentences make sense.

poke      home      stove      bone      rode

1. Mum put a pot on the hot \_\_\_\_\_.

2. Do not \_\_\_\_\_ the dog while he eats his \_\_\_\_\_.

3. I \_\_\_\_\_ \_\_\_\_\_ from school on my bike.

**Instructions:** Read the words below. Choose two words and write a Super Sentence for each word.

hope	nose	joke
smoke	home	broke

1. \_\_\_\_\_

2. \_\_\_\_\_

# Spelling- Responding task

Complete the following activity in  
your workbook.

Take a photo of your work and send it to your  
teacher on ClassDojo for marking and feedback



# Reading Eggs

Step 1: Log into Reading Eggs



Step 2: Click on lessons



Step 3: Work through the map



# Reading & Responding

## Which word fits?

Talk with an adult or sibling at home and tell them which word fits: 'hover', 'legendary' or 'firmly'?

1. Flies buzzing around a delicious lunch. *Are the flies hovering or being legendary?*
2. The news spreads when an astronaut lands on the moon. *Is the news firmly or legendary?*
3. A girl holds a toy tightly in her hand. *Is the girl holding the toy hover or firmly?*



# Koala

Koalas are native to Australia. People still incorrectly refer to koalas as 'koala bears'. They are actually marsupials and are closely related to the wombat and kangaroo.



Koalas have sharp claws which they use to help them climb trees. They have five digits on each front paw, with two of them acting like thumbs.

This helps them to hold firmly onto the branches and to grip their food. Their back paws are used as grooming paws.



A baby koala is called a 'joey'. Joeys live in their mother's pouch for around six months and will remain with them for another six months or so afterwards. An adult koala can eat about half a kilogram to one kilogram of leaves each night. Koalas are mostly nocturnal, which means they are awake at night and asleep during the day. Koalas sleep a lot during the day because they require a lot of energy to digest the toxic, low-nutrient diet that they eat. Sleeping is the best way to conserve their energy.

However, sleeping in the tops of tall eucalyptus trees all day isn't always safe. Koala population numbers, right across Australia, have been devastated due to the 2019-2020 Black Summer bushfires. Tens of thousands are estimated to have been lost in this tragedy, causing many wildlife conservation groups to call for koalas to be officially listed as an endangered species.



## Did you know...?

Koalas sleep for around 18-20 hours a day.

# Writing

**We are learning to (WALT):** Write an information report

**What I'm looking for (WILF):**

I can read facts and information to help me learn about koalas.

I can write interesting facts about koalas.

Read the following text or click the link below and learn about koalas.

[Koalas 101 | Nat Geo Wild – YouTube](#)

See the next slide for suggestions on how to complete this task in your workbook.

Using the same page as yesterday write your last paragraph titled 'interesting facts'.

Write 2-3 sentences

OR

Draw a picture and label your picture

**What I'm looking for (WILF):**

- I can use capital letters at the start of my sentence.
- I can use full stops at the end of my sentence.
- I can leave finger spaces.
- I can write about something or someone.
- I can check my sentences make sense.

Take a photo of your work and send it to your teacher on ClassDojo for marking and feedback

# Like this...

## Information Report

### Koalas

#### Introduction

Koalas are mammal marsupials this mean they are warm blooded animals that feed their young milk and have a pouch to carry their joeys. They are also native Australian animals.

#### Habitat

Koalas inhabit South-Eastern and Eastern Australia in the states of Queensland, New South Wales, South Australia, and Victoria. They can typically be found wedged between forks in the tree's branches in the eucalyptus forests and woodlands.

#### Diet

Koalas are herbivores, this means they only eat plants. You could say their favourite meal is chomping down on eucalyptus leaves, as Koalas can consume up to 1 kilogram of gum leaves a day. The koala hops from tree to tree and climbs the trees to get the leaves.

#### Interesting facts


Koalas are commonly known as being lazy, this is because koalas can sleep for up to 18 to 20 hours a day. When looking closely at koalas' front paws you'll notice they have two thumbs, this is to help them grip onto trees.



**Vertices**

**Faces**

**Edges**



**3D  
Shapes**



Learn About Faces, Edges and Vertices  
Basic Geometry for Kids | Noodle Kidz

403K views • 11 months ago



Noodle Kidz

Let's learn about faces, edges and vertices in this video.  
Teachers can use this video to teach young children about 3D shapes.

# 3D Shapes Video Task 1

Please click on the YouTube link below.

<https://www.youtube.com/watch?v=CYVmmTaqIPU>

Or simply search

'Learn about faces, edges and vertices'  
and click on the video above:

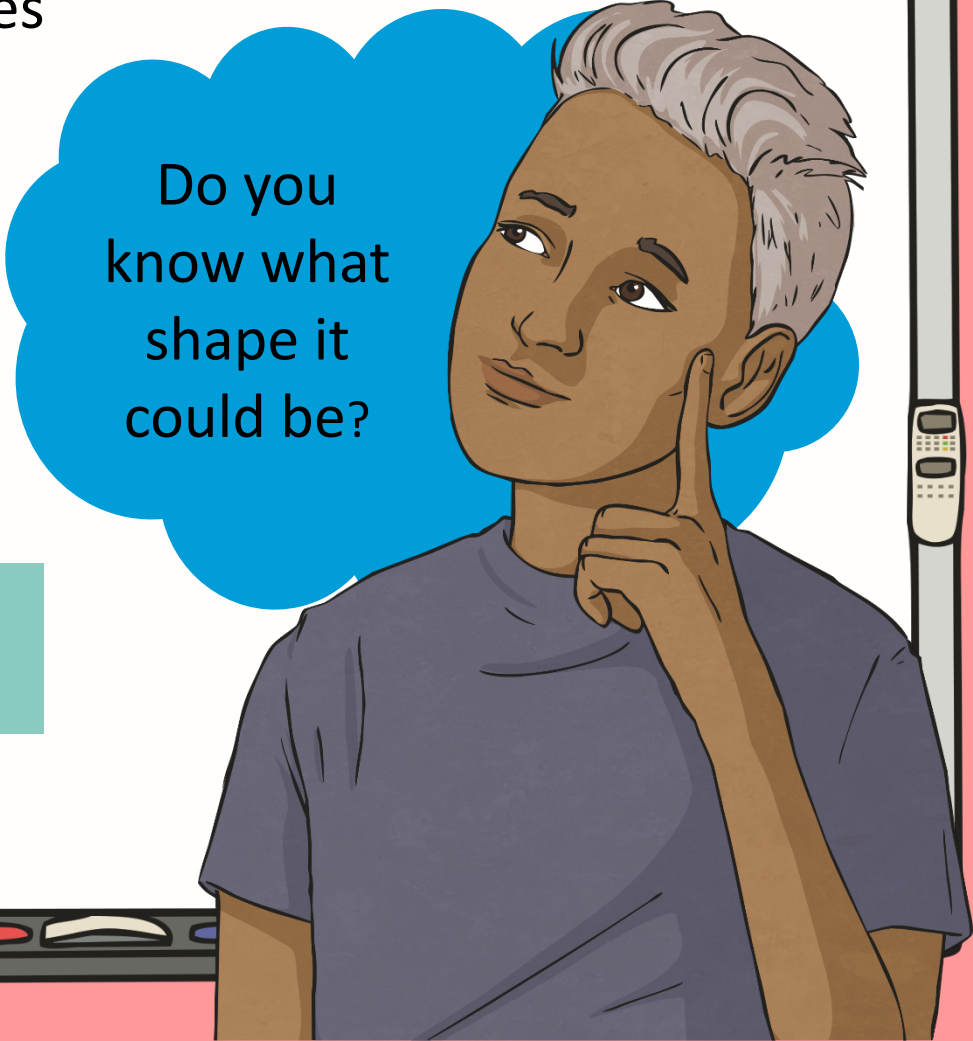


# Task 2: Which 3D Shape am I?

Please write the  
question number  
and answer  
into your workbook  
and post onto Class  
Dojo 😊

## Question 1) Below are 3 clues!

- 1 I have 6 square faces
- 2 I have 8 vertices
- 3 I have 12 edges



Do you  
know what  
shape it  
could be?

What am I?

## Question 2) Below are 3 clues!


**1** I only have one face

**2** I have 0 vertices

**3** I have 0 edges

Do you know  
what shape it  
could be?

What am I?



## Question 3) Below are 3 Clues!

- 1** I have 3 faces (2 of these are circular)
- 2** I have 0 vertices
- 3** I have 2 edges

Do you know  
what shape it  
could be?

What am I?



## Question 4) Below are 3 Clues!

- 1** I have 2 faces (1 of these is circular)
- 2** I have 0 vertices
- 3** I have 1 edges

Do you  
know what  
shape it  
could be?

What am I?



# Subtraction Mentals

## Task 3

Complete the following by writing into your workbook.  
Take a photo of your answers and working out and send it to your teacher on ClassDojo.

### Helpful Tip:

Use counters or household items to help you count.

$5 - 1 =$

$6 - 3 =$

$8 - 4 =$

$10 - 6 =$

Extension: (Optional)

$10 - 10 =$

$20 - 9 =$

$23 - 12 =$

$30 - 15 =$



## PDH - Healthy Mind

Watch the video below of Healthy Harold and Steph exploring how a healthy mind works and 'early warning signs'.

<https://www.youtube.com/watch?v=I7qPOLUkzd&t=19s>

**LG:** Describe feelings, reactions and warning signs that can help them recognise safe or unsafe situations.

**SC:** I can identify 'positive' and 'negative' thoughts.

I can identify 'warning signs'.

I can identify strategies to calm my body when I am feeling worried.

Then answer these questions?

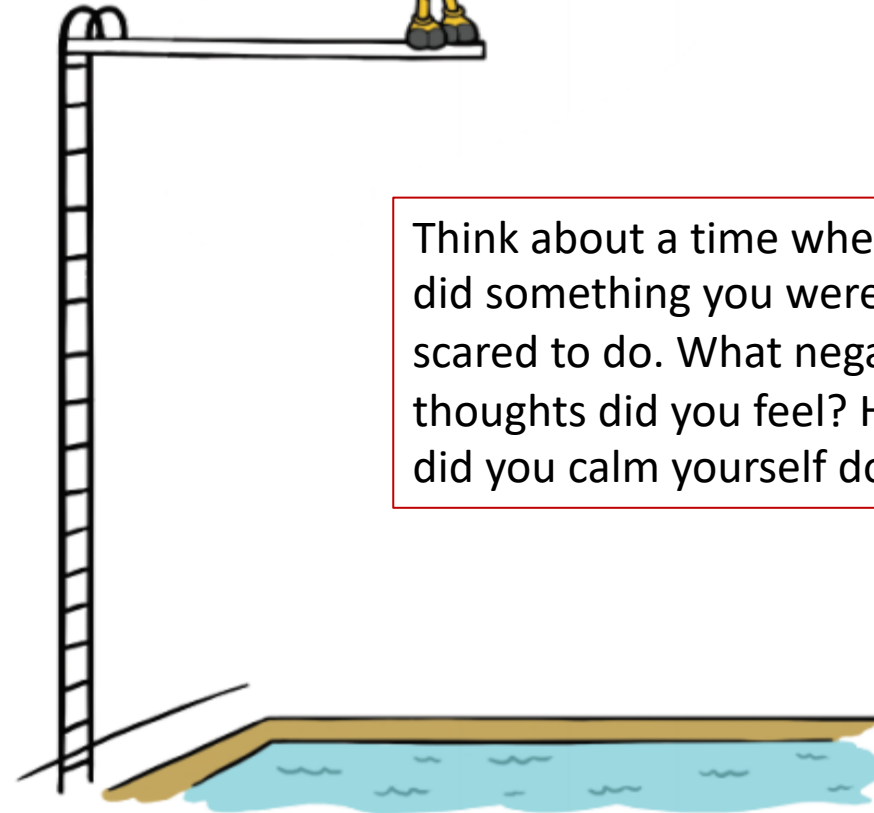
- What are some 'warning signs' our bodies send us?
- What could we do to calm our bodies down?
- List 3 positive and 3 negative thoughts we might have

## Your early warning signs



Think about how Harold feels when is high up on the diving board.

Think about a time when you did something you were scared to do. What negative thoughts did you feel? How did you calm yourself down?





Term 4 – Week 2

Year 1

Friday 15<sup>th</sup> October 2021

# Our Day - Timetable

Daily Task	Help make a snack
Tricky words	Spelling task 1-3
'On the Mat'	Engage in On the Mat lesson and complete the spelling response task
Break	Crunch & sip
Reading Eggs	Work through the activities on Reading Eggs
Reading & Responding	Write about a superpower that you would like to have
Writing	Draw a koala and label it
Break	Morning tea & play
Math	Math game (posted on Class Story)
Math Task 1	3D Shapes Video
Math Task 2	Revision Questions
Math Task 3	Addition and Subtraction Mentals
Matific	Work through activities on Matific
Break	Lunch & play
PE	Minions Zumba
Zoom	Join your teachers on <u>Zoom</u> at <u>2pm</u>

# Spelling Task 1

Step 1: Practise reading your tricky words without hesitation to an adult or older sibling.

Step 2: Read the sentences to an adult or older sibling **or** read the sentences with an adult or older sibling.

\*see next slide

before

after

these

school

two

his

1. Two plus two is four.
2. Patrick has his own room.
3. James takes after his father.
4. I have seen his brother before.
5. Take these two books to your desk.
6. Where did Jade go after the game?
7. We had lunch before we left the house.
8. Zade plays with his friends after school.







## Tricky Word Practice Laps



6a.	mother	who	father	what	brother
6b.	her	sister	cousin	they	family
7a.	two	saw	three	want	four
7b.	here	why	house	there	because
8a.	was	before	after	some	these
8b.	work	baby	children	were	should

Practise reading all your tricky words.

**Challenge!** Use a timer and see how fast you can read your tricky words.

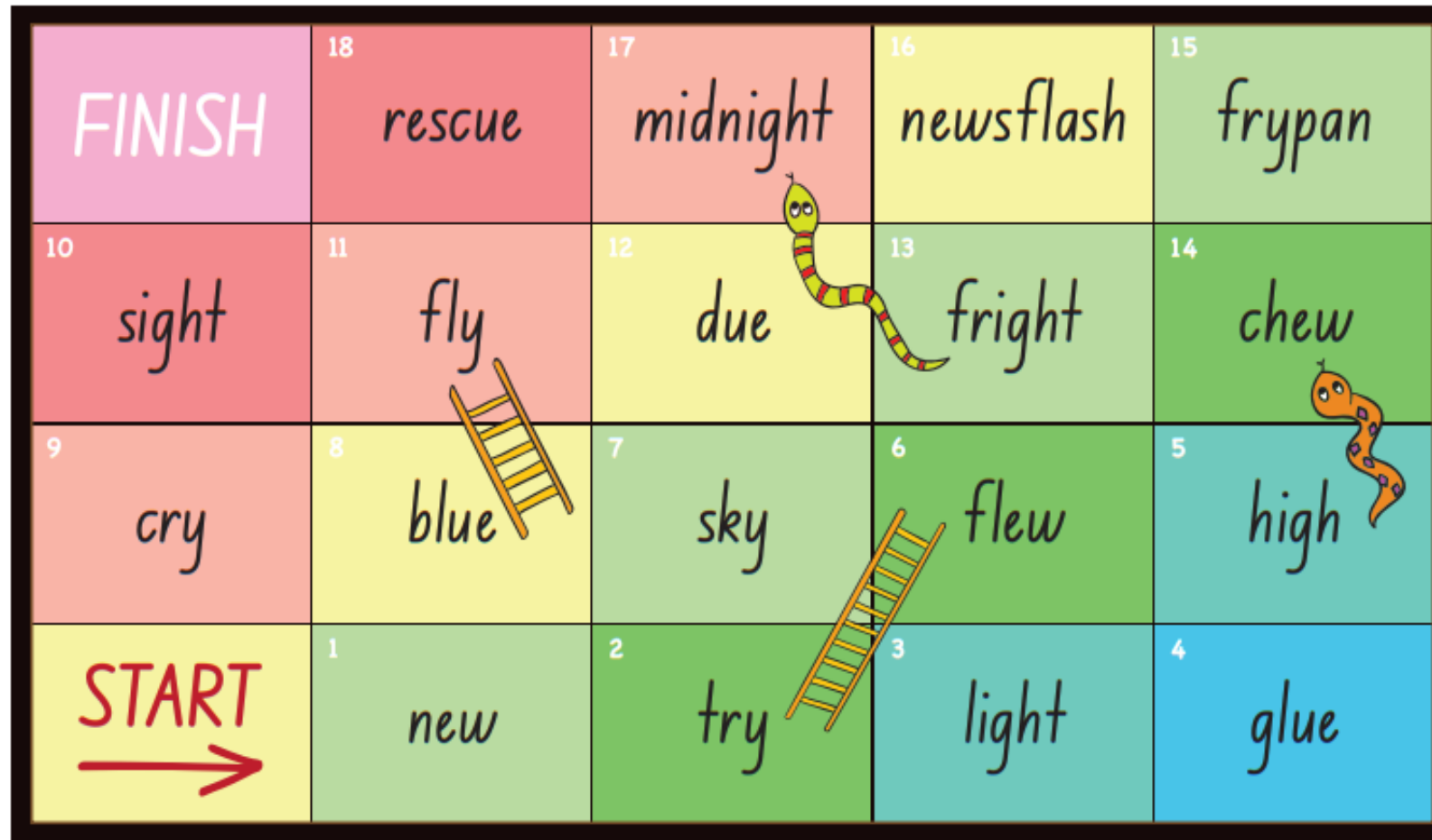
# Spelling Task 2



# Snakes and Ladders Task 3

## Snakes and Ladders – Game 1 (Lessons 39-50)

Sound focus: \_y, igh, ue, ew














**Instructions:** Take turns to roll the dice and move your counter. Read the word on your landing square. If you land at the bottom of a ladder and read the word correctly, move your counter up the ladder. If you land at the top of a snake, slide down the snake. First to the end is the winner.

# Snakes and Ladders Task 3

Snakes and Ladders – Game 2 (Lessons 51-65)

Sound focus: ar, or, ore, ir, ur, er

18 FINISH	18 sunburn 	17 explore	16 player	15 birthday
10 more 	11 hurt	12 smart	13 perch 	14 artist 
9 farm	north 	7 dark 	6 her 	5 first 
START 	1 for	2 girl 	3 turn 	4 car

# On the Mat

See Mr Dunn's post on class story for your On the Mat lesson.



Name: \_\_\_\_\_

**Instructions:** Put the words in the right order to make a Super Sentence. Write the sentence on the line or in your exercise book. Check your sentence makes sense. Circle the words with a bossy 'e'. Choose a sentence to draw.

will it not rain. hope I



broke She her. right arm



Dad the from shops. home drove



the choke Do fishbone. not on



trombone. on He the plays a note on



# Spelling- Responding task

Complete the following activity in  
your workbook.

Take a photo of your work and send it to your  
teacher on ClassDojo for marking and feedback



# Reading Eggs

Step 1: Log into Reading Eggs



Step 2: Click on lessons



Step 3: Work through the map





# Writing

**We are learning to (WALT):** label a koala

**What I'm looking for (WILF):**

I can read facts and information to help me learn about koalas.

I can draw a koala and label what it looks like.

Click the link below and learn about koalas.

[Koalas 101 | Nat Geo Wild - YouTube](#)

Take a photo of your work and send it to your teacher on *ClassDojo* for marking and feedback



Fluffy ears

Round head

Sharp pointed claws



## 3D Shapes and Their Attributes

7.1K views • 1 year ago



Mrs. Dávila First Grade Teacher

7:25

### Year 1 3D Shapes

**3D Shapes**  
*Friday Video*


Click on the YouTube link below:

<https://www.youtube.com/watch?v=rQa0ze8Vlog>

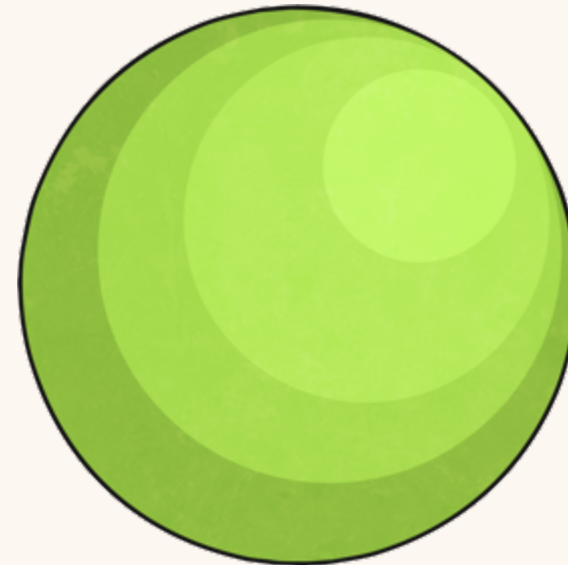
Or search '3D Shapes and their attributes'  
and click on the video pictured above ^

## Task 2: Revision Questions

**Question 1:** How many vertices/corners does this shape have?




**Question 2:** How many edges does this shape have?



Answer the following slides into your workbook  
and post it onto Class Dojo 😊

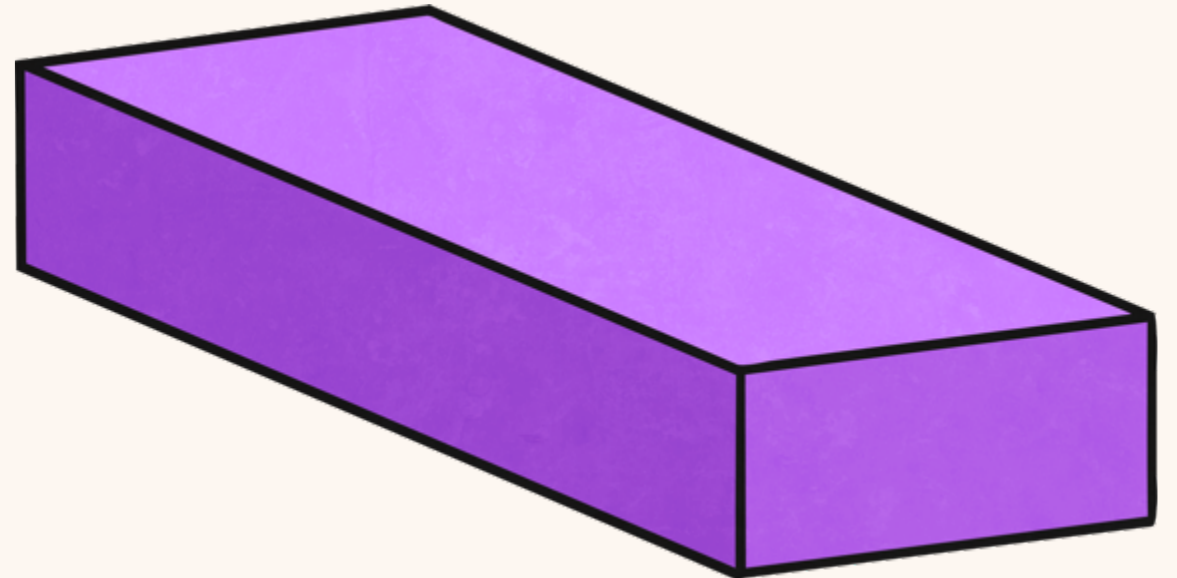



**Question 3:** How many surfaces does this shape have?

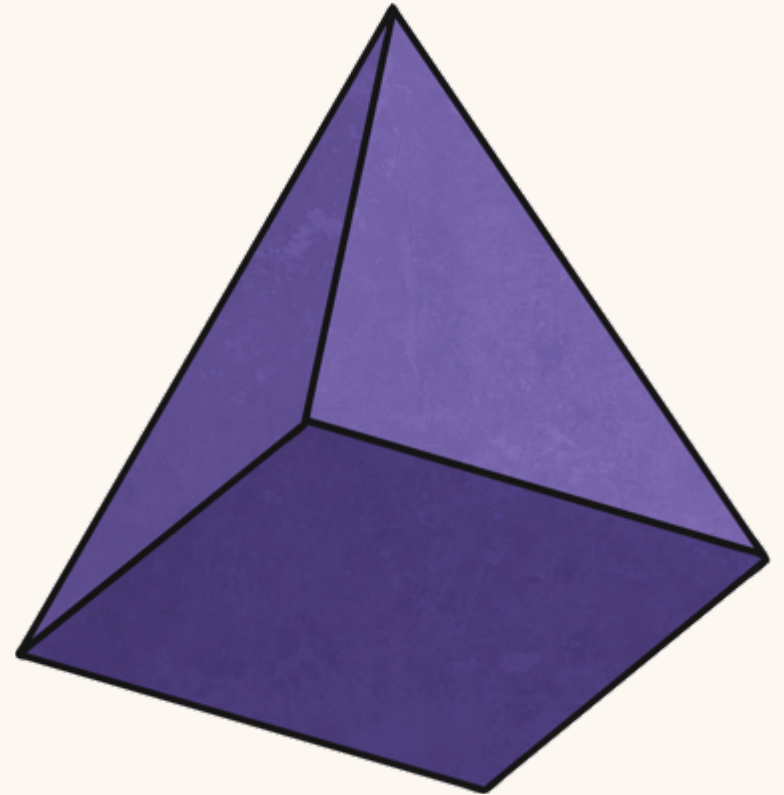




**Question 4:** These two 3D shapes have the same number of vertices/corners.

True or false?



**OPTIONAL Extension Question:**  
Which shape is the odd one out and **why**?



# Subtraction and Addition Mentals Task 3

Complete the following by writing into your workbook.

Take a photo of your answers and working out and send it to your teacher on ClassDojo.

Don't forget to use the counting-back strategy

$5 - 3 =$

$8 + 2 =$

$10 - 5 =$

$11 + 4 =$

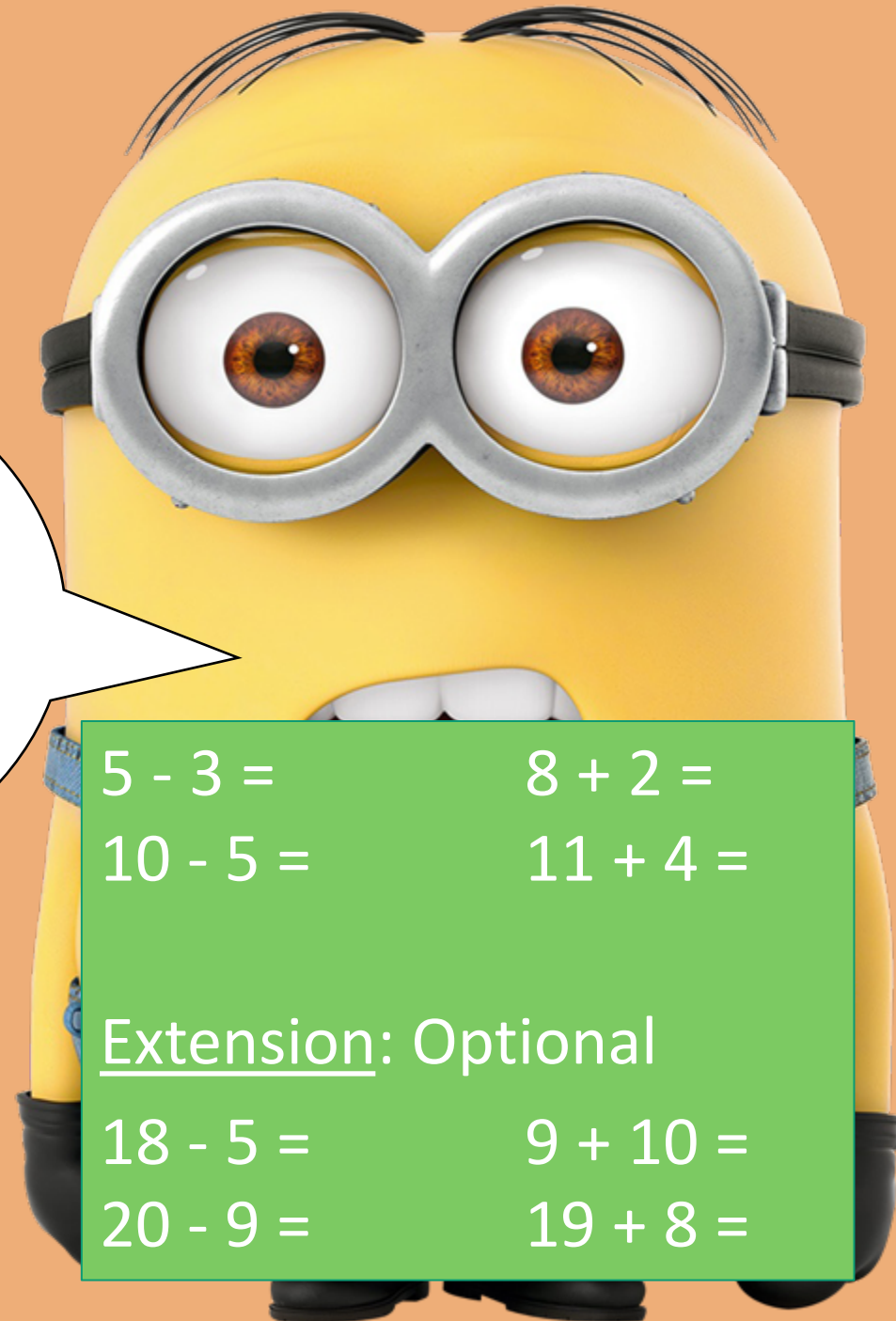
Extension: Optional

$18 - 5 =$

$9 + 10 =$

$20 - 9 =$

$19 + 8 =$





# Sport

Have some fun and get moving this by doing some minions kids Zumba!

Click on the YouTube link below:

<https://www.youtube.com/watch?v=FP0wgVhUC9w>

Or simply search 'zumba kids minions' on YouTube and click on the video pictured below



ZUMBA KIDS - Electronic Song - Minions / Instagram:

@dovydaszumba

190M views • 2 years ago



Zumba with Dovydas

Choreography by Dovydas Veiverys. Dancing with my Zumba kids group in Gargždai. For me these kids are amazing.

2:47