



Welcome back to Term 4



Good Morning!

Welcome to home learning, Term 4, Week 1, Monday.

Here are today's activities. Remember to try your best!

At the end of the day please submit a couple of photos of your work on ClassDojo!

From the Kindergarten teachers, Miss Honeysett, Miss Lam and Ms Deguara.

Happy Birthday

Haylee in KH


02 October

The Kindy teachers Ms Deguara,
Miss Lam and Miss Honeysett wish
you a happy holiday birthday!

Daily Task

Clean your room!

Days of the week



Fill out the answers to the questions in your book!

What day was it yesterday?	What day is it today?	What day will it be tomorrow?



Mathematics

Watch the videos below by scanning the QR code or clicking on the link.

Let's Talk 3 - Part One



<https://player.vimeo.com/video/420564430>

Let's Talk 3 - Part Two





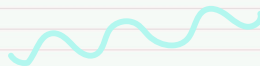
<https://player.vimeo.com/video/420567749>

Mathematics




How many dots can you see on the card below?
Using your fingers, how many different ways can you show this number with your fingers?





How many dots we have all together?



A



#

Guess My Number

Scan the QR code/link for the instructions



If you don't have a device, follow the steps (instructions) below to play the game

<https://player.vimeo.com/video/400755165>



How to play guess my number:


1. Write the numbers from 1 to 10 (for example) on a piece of paper
2. Ask someone at home to choose a secret number within your given range. They can't tell you the number.
3. Guess their number
4. They will tell you if their number is greater or less than your guess
5. Try and guess the secret number with few guesses

Numberblocks - Stampolines



View the episode of
'Numberblocks- Stampolines'
On Youtube

<https://www.youtube.com/watch?v=aowUthHmXUM>



Numberblocks - Stampolines

Stampolines is a game played by number block characters made out of the same number of blocks as their name, for example two is made out of 2 blocks. They can rearrange themselves into different shapes.



If you don't have a device, follow the steps (instructions) below to play the game

Watch the video below for instructions

<https://vimeo.com/415409730>

You will need:

- 6 blocks/pegs
- pencils
- your workbook.

Instructions	Pictures
Here is Six and a shape it can make.	
Here is Six and a different shape it can make.	

Strampolines

$$2 \times 2$$

After playing 'Numberblocks - Stampolines':

- What are all the different shapes Six could make playing Stampolines?
- Can you come up with at least two different ways? • Record your thinking in your workbook •


$$x^2 + y$$



Crunch and Sip

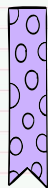


Have a 10 minute break
and eat some yummy
fruit or vegetables!



Additional Activity

Login to Matific and
complete some
activities of your
choice.



Lunch

Take a 40 minute break to have something to eat and some time to play!



Spelling

We are learning to:

- Read our sight words
- Write our sight words from memory

What I'm looking for:

- I can read my sight words
- I can write my sight words from memory

Spelling

See if you can read the words below. Once you have had a go at reading them, practise writing and then saying each word three times. This will help you remember how to write and read your sight words!

came

looked

with

onto

have

made

Spelling

Extension

must

from

because

Reading

Have a go at reading this story on your own!

Look at the bird. It is looking for a worm.

Here comes a worm. The bird can see the worm. The bird takes the worm to the nest. The worm is for the baby birds.



Reading

Listen to 'There's a Hippopotamus on our Roof Eating Cake' on Youtube

<https://youtu.be/1bwTL5aMRXo>



ABC

Additional Activity



Complete 10-15 minutes
of Reading Eggs.

Recess

Take a 30 minute break to
have something to eat and
some time to play!



Creative Arts

Let's explore some nursery rhymes!

Watch 'Little Miss Muffet' on
Youtube.

<https://www.youtube.com/watch?v=RPWvwelp6hM>



*Little Miss Muffet
Sat on a tuffet,
Eating her curds and whey,
Along came a spider,
Who sat down beside her,
And frightened Miss Muffet away.*

This video by unknown Author is licensed under [CC BY-SA](https://creativecommons.org/licenses/by-sa/4.0/)

Creative Arts

As you sing the nursery rhyme:

- move around the room at the same time. Can you change how quickly or slowly you do this?
- Was it easier or harder when you tried to move and sing at the same time?
- Was it easier or harder to sing and move quickly or slowly?

Record a video of yourself and upload it to ClassDojo.

Great work Kindergarten!

Make sure you record your learning in your learning journal and upload your work on Class Dojo if you have internet access.

Enjoy the rest of your day and stay safe.

Good Morning!

Welcome to home learning, Term 4, Week 1, Tuesday.

Here are today's activities. Remember to try your best!

At the end of the day please submit a couple of photos of your work on ClassDojo!

From the Kindergarten teachers, Miss Honeysett, Miss Lam and Ms Deguara.

Daily Task

Do 5 star jumps!

Days of the week

Fill out the answers to the questions in your book!

What day was it yesterday?	What day is it today?	What day will it be tomorrow?



Exploring Measurement and Geometry

Watch the videos below by scanning the QR code or clicking on the link.

MathXplosion 7 feet follow up



<https://vimeo.com/415409691>

You will need:

- pencils
- paper
- scissors

Instructions:

1. Trace around your foot.
2. Carefully cut out your foot.



Exploring Measurement and Geometry



Investigate:

- Find some things that are more than your 7 feet tall. Write or draw these in your workbook.
- Find some things that are less than your 7 feet tall. Write or draw these in your workbook.

Counting Game 24

Scan the QR code/link for the instructions



<https://vimeo.com/400470357>

You will need:


- 24 items (e.g. pegs, pencils, pasta)
- pencils
- your workbook

If you don't have a device, follow the steps (instructions) below to play the game


Pictures



Draw 2 ten frames



Take turns with a partner placing counters into the ten frame.



Counting Game 24



After playing 'Counting game 24':

- How could we change the game to make it more/less challenging?
- What did you notice about playing the game by counting backwards? Did it make your brain work harder or was it less difficult?
- Did you work out a way to play this game so that you didn't lose? What was your strategy? Did it work?

For those who like a challenge!




- Play the game again using a different target number and a different starting number. For example, you might start at 35 and try to get to 51.
- Count in multiple. For example, you can start at 0 and aim for 85, counting by 5s.

Crunch and Sip

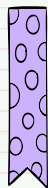


Have a 10 minute break
and eat some yummy
fruit or vegetables!



Additional Activity

Login to Matific and
complete some
activities of your
choice.



Lunch

Take a 40 minute break to have something to eat and some time to play!



Spelling

We are learning to:

- Read our sight words
- Write our sight words from memory

What I'm looking for:

- I can read my sight words
- I can write my sight words from memory

Spelling

See if you can read the words below. Once you have had a go at reading them, practise writing and then saying each word three times. This will help you remember how to write and read your sight words!

came

looked

with

onto

have

made

Spelling

Extension

must

from

because

Reading

Have a go at reading the story on your own!

Look at the big dog. It is running in the grass. The big dog looks at me. It is happy to see me.

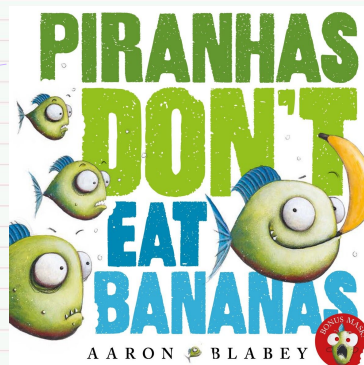
The big dog is running over to me. I like to play with the big dog.



Reading

Listen to '*Piranhas Don't Eat Bananas*' on Youtube

<https://www.youtube.com/watch?v=DH37r394Vwo>



Additional Activity



Complete 10-15 minutes
of Reading Eggs.

Recess

Take a 30 minute break to
have something to eat and
some time to play!



Health

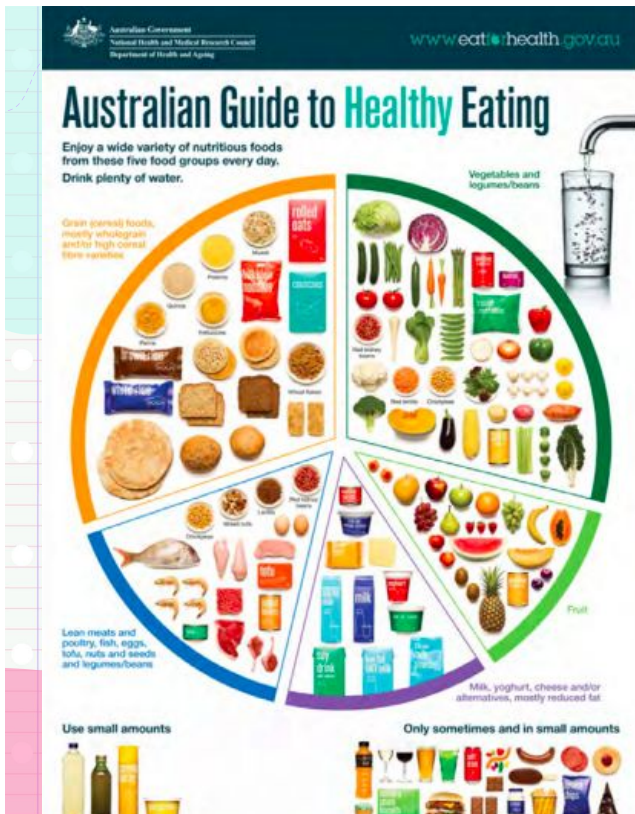
Let's learn about water!

Watch the videos below by scanning the QR code or clicking on the link.



https://players.brightcove.net/61103_93209001/default_default/index.html?videoId=6268102484001

Health



Can you find the tap on the poster?

Why is the tap turned on?

Why do you think there is a tap and full glass of water on the poster?

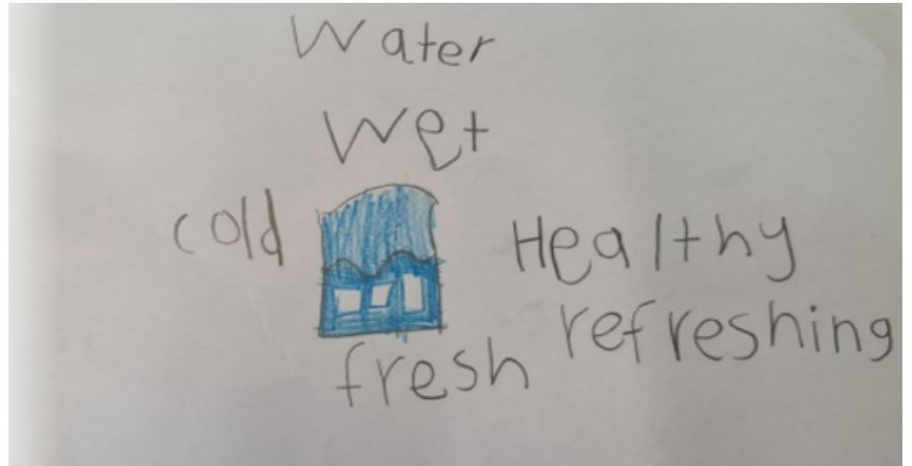
Health



Now it's your turn to create a poster about water.

- Draw a cup in the middle of your page. You can do this in your workbook or on a device if you have access to one.
- Write words to describe water around your cup. For example cold, tasty, fresh, nice.

Work sample



Great work Kindergarten!

Make sure you record your learning in your learning journal and upload your work on Class Dojo if you have internet access.

Enjoy the rest of your day and stay safe.

Good Morning!

Welcome to home learning, Term 4, Week 1, Wednesday.

Here are today's activities. Remember to try your best!


At the end of the day please submit a couple of photos of your work on ClassDojo!

From the Kindergarten teachers, Miss Honeysett, Miss Lam and Ms Deguara.

Daily Task

Find an object that begins with the letter 'a'.

Days of the week



Fill out the answers to the questions in your book!

What day was it yesterday?	What day is it today?	What day will it be tomorrow?



Mathematics

Watch the videos below by scanning the QR code or clicking on the link.

Counting with understanding- Up to 20



<https://vimeo.com/413322360>



If you don't have a device, follow the steps (instructions) below to play the game.

You will need:

Pasta or small blocks.

Instructions:

1. With a small cup, scoop up some pasta or blocks.
2. Tip them on to your paper, count the number of pieces.
3. Count backwards from your total amount by placing each pasta/block back into the cup.

Number Busting

If you don't have a device, follow the steps (instructions) below to play the game.

Watch the videos below by scanning the QR code or clicking on the link.



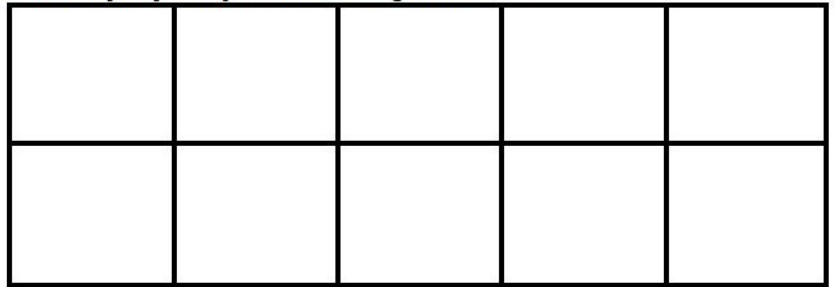
<https://vimeo.com/400752228>

Here is another way we can play number busting using 7 items such as counters, Lego or pasta pieces.

Place one item in each square. Here is 7, it is 3 and 4




How many ways can you make 7 using the 10 frame?



Ways to make 7

How many ways can you make 7 using the 10 frame?



Write or draw you answers.

Were you surprised by all the different ways to make your number?

What did your structure help you notice? (For example, ten frame, dice pattern)

What did you find interesting in this activity?

Crunch and Sip

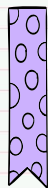


Have a 10 minute break
and eat some yummy
fruit or vegetables!



Additional Activity

Login to Matific and
complete some
activities of your
choice.



Lunch

Take a 40 minute break to
have something to eat and
some time to play!



Spelling

We are learning to:

- Read our sight words
- Write our sight words from memory

What I'm looking for:

- I can read my sight words
- I can write my sight words from memory

Spelling

See if you can read the words below. Once you have had a go at reading them, practise writing and then saying each word three times. This will help you remember how to write and read your sight words!

came

looked

with

onto

have

made

Spelling

Extension

must

from

because

Reading

Have a go at reading this story on your own!

I am looking out of my window. There is a lot of green grass.

I can see my dad! He is mowing the grass. I am going to go outside to help my dad.



Reading

Listen to 'A Lion in the Night' by
Pamela Allen'
on Youtube

www.youtube.com/watch?v=A-W7itPb8aE

A Lion in the Night
Pamela Allen



ABC

Additional Activity



Complete 10-15 minutes
of Reading Eggs.

Recess

Take a 30 minute break to
have something to eat and
some time to play!



Science - Algorithms

An algorithm is a set of instructions.



The algorithm for planting a seed looks like this:

1. Make a hole in your soil
2. Drop your seed into the soil
3. Cover it with more dirt
4. Water it
5. Make sure it gets plenty of sunshine

Science - Algorithms

Can you write an algorithm for brushing your teeth? Draw some pictures in the boxes in the correct order from beginning to end, that show how you brushed your teeth this morning. Label your pictures with some words.

- A toothbrush
- Some toothpaste
- A cup for some water



"Dr. Best toothbrush" by appelogen.be is licensed under CC BY-NC 2.0
"Toothpaste" by wwarby is licensed under CC BY 2.0
"Empty water glass vector image" by OpenClipart is licensed under CC0 1.0

1	2	3	4	5

Great work Kindergarten!

Make sure you record your learning in your learning journal and upload your work on Class Dojo if you have internet access.

Enjoy the rest of your day and stay safe.

Good Morning!

Welcome to home learning, Term 4, Week 1, Thursday.

Here are today's activities. Remember to try your best!

At the end of the day please submit a couple of photos of your work on ClassDojo!

From the Kindergarten teachers, Miss Honeysett, Miss Lam and Ms Deguara.

Daily Task

Help a family member
clean up.

Days of the week

Fill out the answers to the
questions in your book!

What day was it yesterday?	What day is it today?	What day will it be tomorrow?



Mathematics

Let's practice our number skills! Watch the video '6 is' and join in the activity.


6 is



<https://vimeo.com/413315339>

If you don't have a device, follow the steps (instructions) below to play the game.

Look at these 3 ways that make 6.
Can you think of some other ways to make 6?



Use Lego or blocks to come up with some more ways to make 6.

- Draw how many ways you can make six using just one colour.
- Draw how many ways you can make six using two different colours.
- Draw how many ways you can make six using three different colours.

6 is

Pinch a Ten

Scan the QR code/link for the instructions



<https://vimeo.com/425688454>

You are learning more than, less than or same as 10.


You will need:

- a small bag of counters, or dried beans or small pasta shapes


Step 1: Put the items in a small container like a bowl. Take a pinch about 10.



Step 2: Count your items. Use the hands to check if you have less than 10, more than 10 or 10. Put your stack in the correct box in the table. (Table on the next page).



Step 3: Take another pinch and count them again 6 more times.

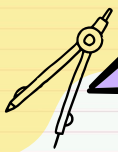


What number did you get the most?


What how many was in the largest pinch?

Turn	Less than 10	10	More than 10
1			
2			
3			
4			
5			
6			

Crunch and Sip



Have a 10 minute break
and eat some yummy
fruit or vegetables!



Additional Activity

Login to Matific and complete some activities of your choice.



Lunch

Take a 40 minute break to have something to eat and some time to play!



Spelling

We are learning to:

- Read our sight words
- Write our sight words from memory

What I'm looking for:

- I can read my sight words
- I can write my sight words from memory

Spelling

See if you can read the words below. Once you have had a go at reading them, practise writing and then saying each word three times. This will help you remember how to write and read your sight words!

came

looked

with

onto

have

made

Spelling

Extension

must

from


because

Reading

Have a go at reading this story on your own!

There is a little kitten playing in the grass. It is jumping up and down. It looks like the kitten is having fun in the grass.


I am going to go and play with the kitten!



Reading

Listen to 'Let's Go, Little Roo' on
Youtube

[https://www.youtube.com/watch
?v=RlfxOYWeytE](https://www.youtube.com/watch?v=RlfxOYWeytE)



Additional Activity



Complete 10-15 minutes
of Reading Eggs.

Recess

Take a 30 minute break to
have something to eat and
some time to play!



Geography

Let's explore weather patterns!

Scan the QR code/link for the
instructions



https://players.brightcove.net/6110393209001/default_default/index.html?videoid=6268094683001

Geography



On a blank sheet of paper, draw everything you know about the weather.



Geography

On a second page, draw a special place that you like to visit at the top of your page.



At the bottom of your special place page What can you do at this special place when it is warm and sunny? Draw or write all the things you can do.

What can you do at this special place when it is cold and rainy? Draw or write all the things you can do.

Do you like visiting this place when it is sunny or rainy? Why?

Great work Kindergarten!

Make sure you record your learning in your learning journal and upload your work on Class Dojo if you have internet access.

Enjoy the rest of your day and stay safe.

Good Morning!

Welcome to home learning, Term 4, Week 1, Friday.

Here are today's activities. Remember to try your best!

At the end of the day please submit a couple of photos of your work on ClassDojo!

From the Kindergarten teachers, Miss Honeysett, Miss Lam and Ms Deguara.

Daily Task

Try and balance on one leg for 10 seconds.

Days of the week

Fill out the answers to the questions in your book!

What day was it yesterday?	What day is it today?	What day will it be tomorrow?



Mathematics

Watch the video to learn how to play the game by scanning the QR code or clicking on the link.

Go Fish - relationships



<https://vimeo.com/415442274>

That's okay if you can't watch it. The instructions are on the next slide!

- Each player gets 7 cards. The rest of the cards are placed in a pile in the middle.
- Players try to make pairs that are 1 more, 1 less, 2 more, or 2 less. For example:-



- Once they can't make any more pairs, they can take turns to ask their opponent
 - If their opponent has a card of that number they must give it to the asking player
 - If they don't, they say 'Go Fish' and the player gets a card from the central pile of cards.
- Play continues until one player has no more cards left in their hand. They are the winner!

For those that like a challenge!

- Play the game until there are no cards left.
- Play the game so that the player with the most pairs is the winner.

Building Towers

Watch the video to learn how to play the game by scanning the QR code or clicking on the link.



<https://vimeo.com/425747878>

If you don't have a device, follow the steps (instructions) on the next page to play the game

Maths- Activity 2- Build your towers.



To play this game you will need: small paper squares or post it notes, blocks, and a die.

Roll the die, count out the same number of blocks. Place them on the square to make tower that has the same number of blocks as the number on the card.



Keep rolling and building until you have made all your towers.



Draw a picture in your mathematics workbook or below, that shows the towers you built in order of shortest to tallest.




If you were to play the game again tomorrow, what is one thing you would do differently? Why?

Crunch and Sip



Have a 10 minute break
and eat some yummy
fruit or vegetables!



Additional Activity

Login to Matific and complete some activities of your choice.



Lunch

Take a 40 minute break to have something to eat and some time to play!



Spelling

We are learning to:

- Read our sight words
- Write our sight words from memory

What I'm looking for:

- I can read my sight words
- I can write my sight words from memory

Spelling

See if you can read the words below. Once you have had a go at reading them, practise writing and then saying each word three times. This will help you remember how to write and read your sight words!

came

looked

with

onto

have

made

Spelling

Extension

must

from

because

Reading

Have a go at reading this story on your own!

There are a lot of flowers in the grass. The flowers are small and colourful. I can see some pink flowers and some yellow flowers.

I am going to pick some flowers to take home.



Reading

Watch to 'Pig the Winner' by
Aaron Blabey
<https://iview.abc.net.au/video/CK1612H001500>



Additional Activity



Complete 10-15 minutes
of Reading Eggs.

Recess

Take a 30 minute break to have something to eat and some time to play!



Sport

We are learning to:

- Engage in a range of physical movements
- Play safely outside

What I'm looking for:

- I can move my body to follow along with the movements in the video
- I can play safely outside

Sport

Watch
Sonic The Hedgehog | A Cosmic Kids Yoga Adventure and
follow along!

<https://www.youtube.com/watch?v=QM8NjfCfOg0>



Great work Kindergarten!

Make sure you record your
learning in your learning journal
and upload your work on Class
Dojo if you have internet access.

Enjoy the rest of your day and
stay safe.