



Term 4 – Week 1

Year 1

Tuesday 5th October 2021

Our Day - Timetable

Daily Task	Read a book
Tricky words	Spelling task 1-3
'On the Mat'	Engage in On the Mat lesson and complete the spelling response task
Break	Crunch & sip
Reading Eggs	Work through the activities on Reading Eggs
Reading & Responding	Listen to the story and discuss
Writing	Information report on guinea pigs
Break	Morning tea & play
Math	Math game (posted on Class Story)
Math Task 1	Video
Math Task 2	Place Value Task + Extension Task
Math Task 3	Addition Mentals
Matific	Work through activities on Matific
Break	Lunch & play
Music	Let's sing and make music
Zoom	Join your teachers on <u>Zoom</u> at <u>2pm</u>

Spelling Task 1

Step 1: Practise reading your tricky words without hesitation to an adult or older sibling.

Step 2: Read the sentences to an adult or older sibling **or** read the sentences with an adult or older sibling.

*see next slide



Time for tricky words

house

friend

over

that

me

down

1. *Who's that?*
2. *Turn that down!*
3. *Tell me which one you want.*
4. *That house has a big garden.*
5. *Can we go over to Nan's house?*
6. *My friend sent me a birthday card.*
7. *Ken lay down on his bed and fell asleep.*
8. *I cannot jump over the wall because it is too high.*





Tricky Word Practice Laps



6a.	mother	who	father	what	brother
6b.	her	sister	cousin	they	family
7a.	two	saw	three	want	four
7b.	here	why	house	there	because
8a.	was	before	after	some	these
8b.	work	baby	children	were	should

Practice reading all your tricky words.

Challenge! Use a timer and see how fast you can read your tricky words.

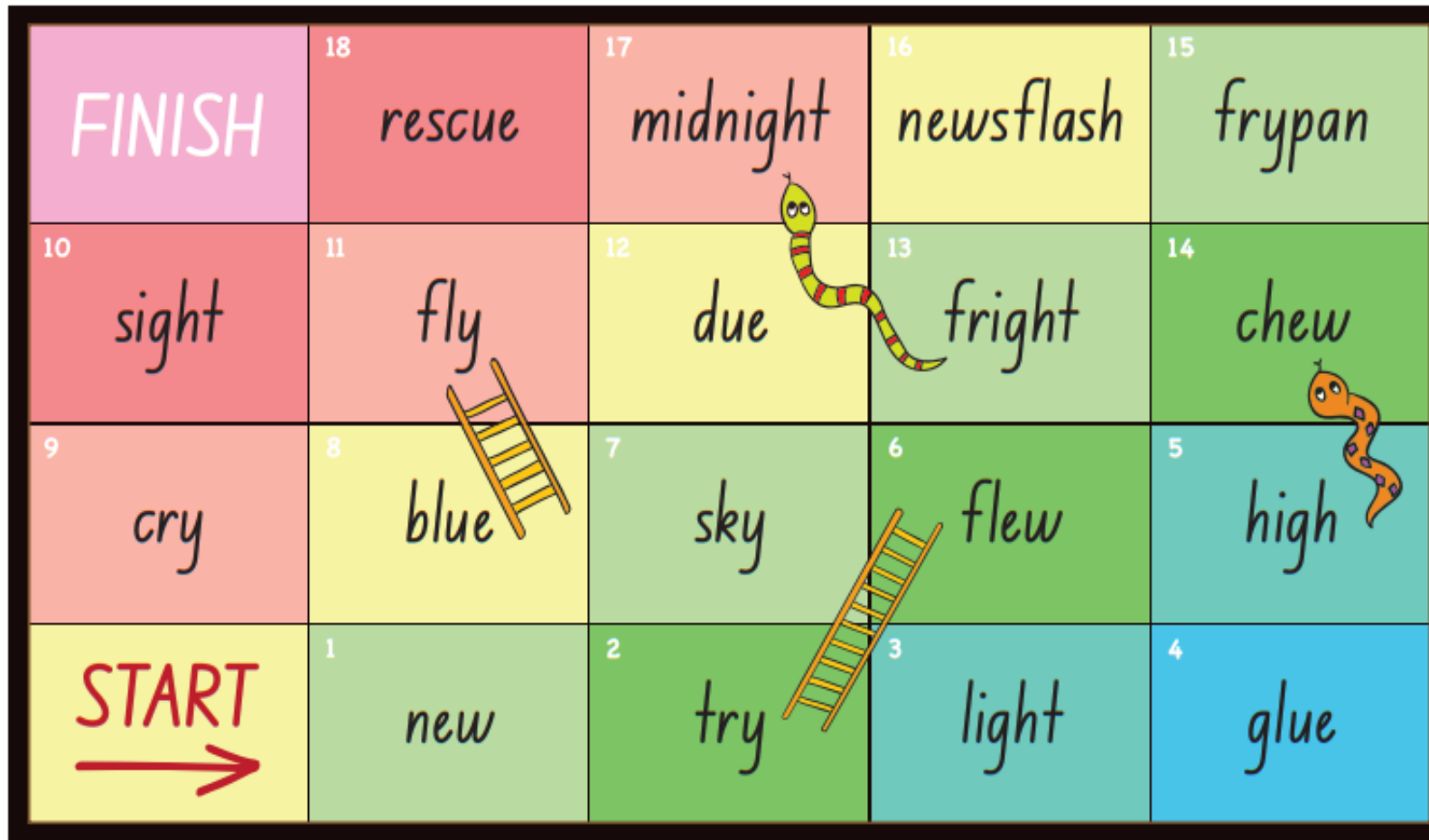
Spelling Task 2



Snakes and Ladders Task 3

Snakes and Ladders – Game 1 (Lessons 39-50)

Sound focus: _y, igh, ue, ew



Instructions: Take turns to roll the dice and move your counter. Read the word on your landing square. If you land at the bottom of a ladder and read the word correctly, move your counter up the ladder. If you land at the top of a snake, slide down the snake. First to the end is the winner.

Snakes and Ladders Task 3

Snakes and Ladders – Game 2 (Lessons 51-65)

Sound focus: ar, or, ore, ir, ur, er

18	sunburn	17	explore	16	player	15	birthday		
10	more	11	hurt	12	smart	13	perch	14	artist
9	farm	north	7	dark	6	her	5	first	
START	1	for	2	girl	3	turn	car		



The board features a red snake on squares 11 and 12, a blue snake on squares 2 and 3, and an orange snake on squares 5 and 6. Ladders are placed on the following square pairs: (10, 9), (13, 14), and (3, 4). The word 'START' is in a yellow square with a red arrow pointing right. The word 'FINISH' is in a pink square at the top left.



On the Mat

See Miss Taylor's post on class story for your On the Mat lesson.







Instructions: Add 'a' and bossy 'e' to complete the word. Read each word. Write the word on the line, then write a Super Sentence with the word. Read your sentence to a partner.

Copy  _____
m_k _____
Use in a sentence  _____

Copy  _____
g_t _____
Use in a sentence  _____

Instructions: Look at the picture. Read the questions. Choose the word that fits best and write it in the space. Read the answer to a partner.

	Is it a <i>tape</i> or is it a <i>tap</i> ? It is a _____.
	Is it a <i>pan</i> or is it a <i>pane</i> ? It is a _____.
	Is it a <i>plane</i> or is it a <i>plan</i> ? It is a _____.
	Is the cat having a <i>nape</i> or having a <i>nap</i> ? The cat is having a _____.

Spelling- Responding task

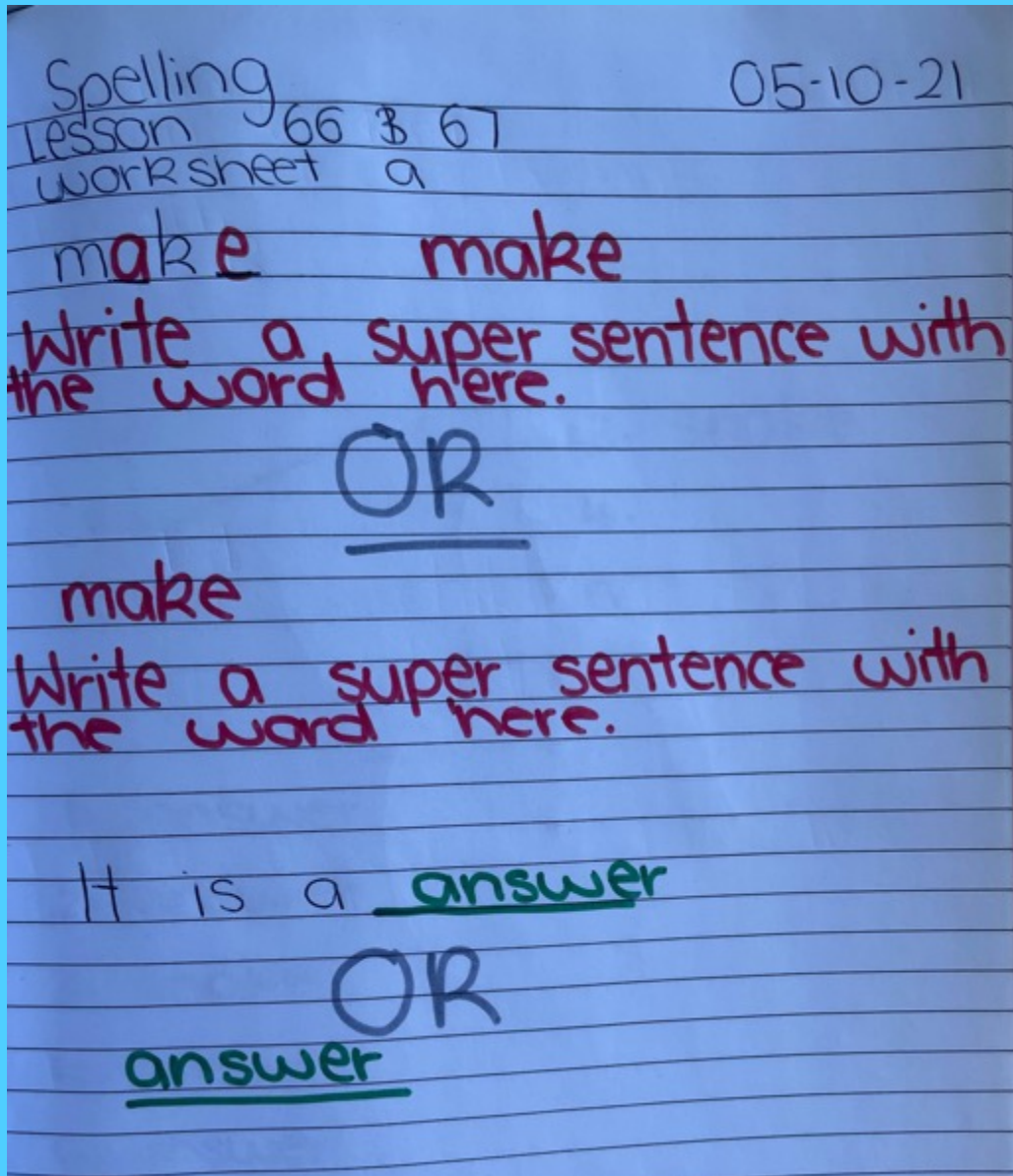
Complete the following activity.

See the next slide for suggestions on how to complete this task in your workbook.

Parents/Carers select the most appropriate suggestion for your child.

Take a photo of your work and send it to your teacher on ClassDojo for marking and feedback

Like this...



Reading Eggs

Step 1: Log into Reading Eggs



Step 2: Click on lessons



Step 3: Work through the map



Reading & Responding

Prior to reading

Link to prior knowledge- Discuss

What do we use a pencil for? Do you like drawing? What do you like to draw?

Predictions

Make a prediction. Look at the picture on the front cover What do you think this book will be about?


Watch

Enjoy the whole story without interruption. Click the link below or search 'The Pencil by Allan Ahlberg, read aloud - ReadingLibraryBooks'.

[The Pencil by Allan Ahlberg, read aloud - ReadingLibraryBooks - YouTube](#)

After listening to the story:

Tell an adult what happened in the story. Can you talk about the beginning? The middle? The end? Discuss whether your prediction was correct.



What is your favourite part?

Write about your favourite part of 'The Pencil'.



We are learning to (WALT): Write super sentences

What I'm looking for (WILF):

I can use capital letters.

I can use full stops at the end of my sentence.

- I can leave finger spaces.
- I can write about my favourite part of the book.
 - I can say why it is my favourite part.
 - I can check my sentences make sense.

My favourite part of the book is _____
_____. This is my
favourite part because _____
_____.

Writing

Introduction

Guinea Pigs are not actually pigs, they are rodents.

They originally came from the Andes Mountains in South America. They were brought to Europe by Spanish sailors, returning from South America during their travels to the new world, in the 15th century.



We are learning to (WALT): Write an information report

What I'm looking for (WILF):

I can read facts and information to help me learn about guinea pigs.

I can write an introduction identifying what a guinea pig is.

Read the following text or click the link below and learn about guinea pigs.

[Guinea Pigs! What, Where, How – YouTube](#)

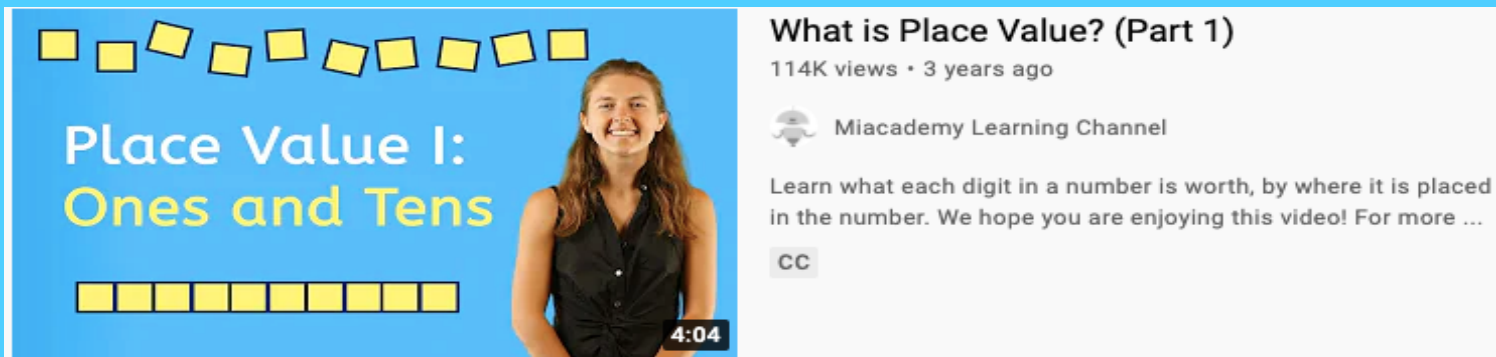
Watch Miss Taylor's video posted on Class Dojo to help you write the introduction to your information report.

Place Value Videos: Task 1

Warm up: Please watch the video on the link:

<https://www.youtube.com/watch?v=GQC3Nu02fIE>

Or search 'What is place value?' and click on the video pictured below:



What is Place Value? (Part 1)
114K views · 3 years ago

Miacademy Learning Channel

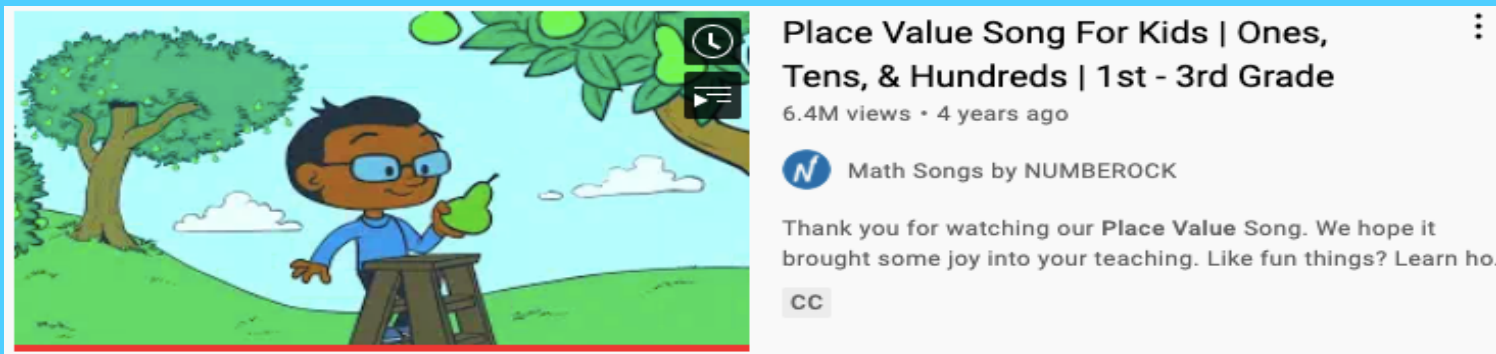
Learn what each digit in a number is worth, by where it is placed in the number. We hope you are enjoying this video! For more ...

CC

Optional: Place Value Song! Please click on the link below:

<https://www.youtube.com/watch?v=a4FXI4zb3E4>

Or simply search 'What do you do with a chance' and click on the video below:




Place Value Song For Kids | Ones, Tens, & Hundreds | 1st - 3rd Grade
6.4M views · 4 years ago

Math Songs by NUMBEROCK

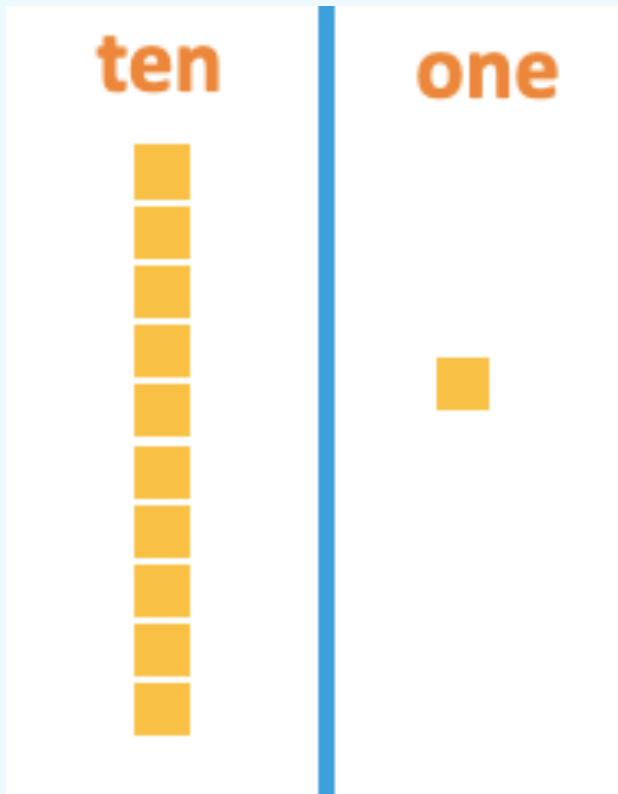
Thank you for watching our Place Value Song. We hope it brought some joy into your teaching. Like fun things? Learn ho...

CC




Task 2: Place Value

Introduction and Warm Up



Place value
is the value
of **each digit**
in a number.

For Example:



2 in **27** = 20 AND 7 in **27** = 7

Question 1: What is the number?

tens




ones



Complete in workbook and
post onto class dojo 😊

Question 2: What is the number?

tens




ones




How many?

Question 3:



Question 4:



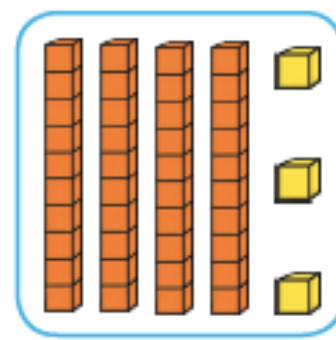
Extension Task: Place Value

Optional:

Help our penguin pals with their place value skills.
Draw and write each number.

1)

43



2)

19



3)

35



Addition Mentals: Task 3

After you have watched Miss Taylor's Math Game video posted on Monday. Complete the following by writing into your workbook.

Take a photo of your answers and working out and send it to your teacher on ClassDojo.



Helpful Tip:

Use counters or household items to help you count.

$3 + 2 =$

$6 + 3 =$

$6 + 10 =$

$7 + 7 =$

Extension: (Optional)

$6 + 13 =$

$12 + 9 =$

$25 + 15 =$

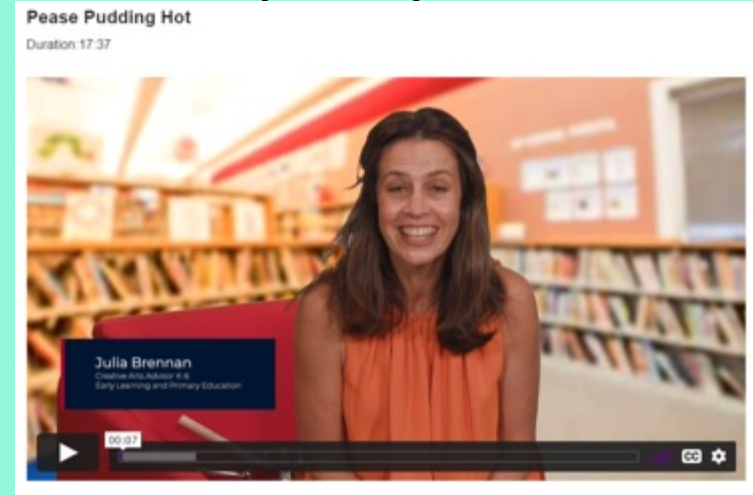
$10 + 35 =$

Don't forget to go onto Matific after this task!

Music

Let's sing and make music!

Watch the video posted on Class Dojo and join Julia in the activity.



You will need:

- a saucepan
- a wooden spoon.


Show your facial expression when:

- You eat a cold pea pudding
- You eat a hot pea pudding
- You eat a pudding that is just right.

Sing the songs and keep the beat on your saucepan.

Make up some rhythms on your saucepan for the call and response activities shown in the video.





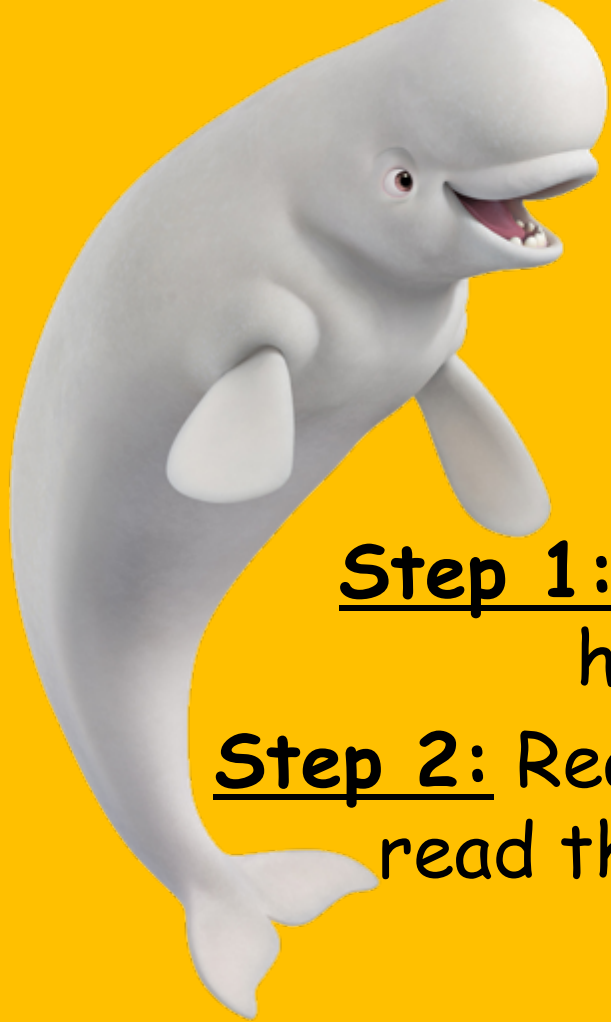
Term 4 – Week 1

Year 1

Wednesday 6th October 2021

Our Day - Timetable

Daily Task	Help make your bed
Tricky words	Spelling task 1-3
'On the Mat'	Engage in On the Mat lesson and complete the spelling response task
Break	Crunch & sip
Reading Eggs	Work through the activities on Reading Eggs
Reading & Responding	Listen to the story 'The Pencil', learn 3 new words with Miss Taylor & answer questions about the story
Writing	Information report on guinea pigs
Break	Morning tea & play
Math	Math game (posted on Class Story)
Math Task 1	Video
Math Task 2	Partitioning Tens and Ones
Math Task 3	Addition Mentals
Matific	Work through the activities on Matific
Break	Lunch & play
Geography	Where are we located?
Zoom	Join your teachers on <u>Zoom</u> at <u>2pm</u>



Spelling Task 1

Step 1: Practise reading your tricky words without hesitation to an adult or older sibling.

Step 2: Read the sentences to an adult or older sibling **or** read the sentences with an adult or older sibling.

*See next slide



Time for tricky words

house

friend

over

that

me

down

1. Who's that?
2. Turn that down!
3. Tell me which one you want.
4. That house has a big garden.
5. Can we go over to Nan's house?
6. My friend sent me a birthday card.
7. Ken lay down on his bed and fell asleep.
8. I cannot jump over the wall because it is too high.





Tricky Word Practice Laps



6a.	mother	who	father	what	brother
6b.	her	sister	cousin	they	family
7a.	two	saw	three	want	four
7b.	here	why	house	there	because
8a.	was	before	after	some	these
8b.	work	baby	children	were	should

Practice reading all your tricky words.

Challenge! Use a timer and see how fast you can read your tricky words.

Spelling Task 2



Snakes and Ladders Task 3

Snakes and Ladders – Game 1 (Lessons 39-50)

Sound focus: _y, igh, ue, ew

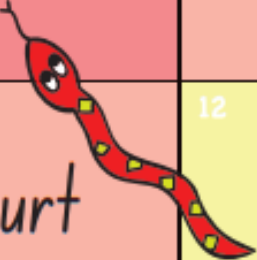
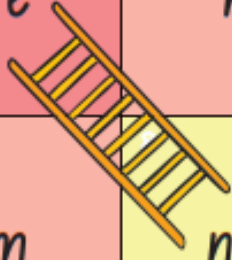


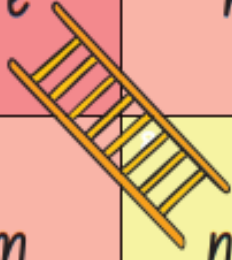






18	rescue	17	midnight	16	newsflash	15	frypan		
10	sight	11	fly	12	due	13	fright	14	chew
9	cry	8	blue	7	sky	6	flew	5	high
START	1	new	2	try	3	light	4	glue	

Instructions: Take turns to roll the dice and move your counter. Read the word on your landing square. If you land at the bottom of a ladder and read the word correctly, move your counter up the ladder. If you land at the top of a snake, slide down the snake. First to the end is the winner.

Snakes and Ladders Task 3

Snakes and Ladders – Game 2 (Lessons 51-65)

Sound focus: ar, or, ore, ir, ur, er

18 FINISH	18 sunburn 	17 explore	16 player	15 birthday
10 more 	11 hurt	12 smart	13 perch 	14 artist 
9 farm	north 	7 dark 	6 her 	5 first 
START 	1 for	2 girl 	3 turn 	4 car

On the Mat

See Mr Dunn's post on class story for your On the Mat lesson.



Name: _____

Instructions: Join the beginning part of a word to the end part of the word to make a whole word. Write the word for the picture next to the correct number. Write each word in your exercise book and draw a picture.



g	ake	1. _____
wh	ade	2. _____
sp	ake	3. <u>snake</u>
sn	ate	4. _____
c	ale	5. _____

If you could bake a cake, what would it look like?

What would it taste like?

 _____

Spelling- Responding task

Complete the following activity.

See the next slide for suggestions on how to complete this task in your workbook.

Parents/Carers select the most appropriate suggestion for your child.

Take a photo of your work and send it to your teacher on ClassDojo for marking and feedback

Reading Eggs

Step 1: Log into Reading Eggs



Step 2: Click on lessons



Step 3: Work through the map



Reading & Responding

- Click the link below or type 'The Pencil by Allan Ahlberg, read aloud - ReadingLibraryBooks' on YouTube. [The Pencil by Allan Ahlberg, read aloud - ReadingLibraryBooks - YouTube](#)
- See Miss Taylor's post on Class Dojo to help you answer the questions.



3 New Words:

- **Shiver** means: shake slightly, from fear, cold, or excitement.
 - **Hesitate** means: pause or wait for a short time.
 - **Ridiculous** means: very silly.
- Answer the following questions in your workbook.

Remember to write in full sentences.

1. What did the pencil do before it began to draw?
2. Why don't Banjo, Bruce and Mildred want to eat their food?
3. Can the pencil fix the black and white problem on its own? Why does it hesitate this time?
4. Why were people complaining? How does Elsie think her trainers look?
5. What is another word for shiver in the story?
6. Why was it a clever idea to draw another rubber?

Take a photo of your work and send it to your teacher on ClassDojo for marking and feedback

Writing

Habitat – Where Do Guinea Pigs Live?

In the wild, guinea pigs tend to make their habitats in rocky areas, grasslands and forests. When they live in the wild, guinea pigs go around in herds.



Guinea pigs, kept as pets, can be kept indoors or outdoors. They need a home that has a large shelter and exercise area, which should be strong and secure and free from draughts.

We are learning to (WALT): Write an information report

What I'm looking for (WILF):
I can read facts and information to help me learn about guinea pigs.
I can write where (habitat) guinea pigs live .

Read the following text or click the link below and learn about guinea pigs.

[Guinea Pigs! What, Where, How – YouTube](#)

See the next slide for suggestions on how to complete this task in your workbook.

Using the same page as yesterday write your second paragraph titled 'habitat'.

Write 2-3 sentences

OR

Draw a picture and label your picture

Like this...

What I'm looking for (WILF):

- I can use capital letters at the start of my sentence.
- I can use full stops at the end of my sentence.
- I can leave finger spaces.
- I can write about something or someone.
- I can check my sentences make sense.

Information Report

Guinea Pigs

Introduction

What has large, sharp teeth that never stop growing? Guinea pigs!

Guinea pigs are rodents. Rodents are a type of mammal. This means guinea pigs are warm-blooded, have fur and feed their young milk.

Habitat

Guinea pigs can be found in the wild or kept as pets. When living in the wild, guinea pigs make their habitats in forests, grasslands, and rocky areas.

Take a photo of your work and send it to your teacher on [ClassDojo](#) for marking and feedback



Place Value for Kids: Ones and Tens - Place Value Blocks | Math for 1st...

309K views • 1 year ago

 Kids Academy

Understanding the value of a number is often taken for granted. It is a skill that is learned in the primary level years. Without ...

Place Value Task 1

Please click on the YouTube link below:
<https://www.youtube.com/watch?v=eC1dPiC9PyM&t=266s>

Or simply search
'Place Value Kids Academy'
on YouTube!

And click on the video above.


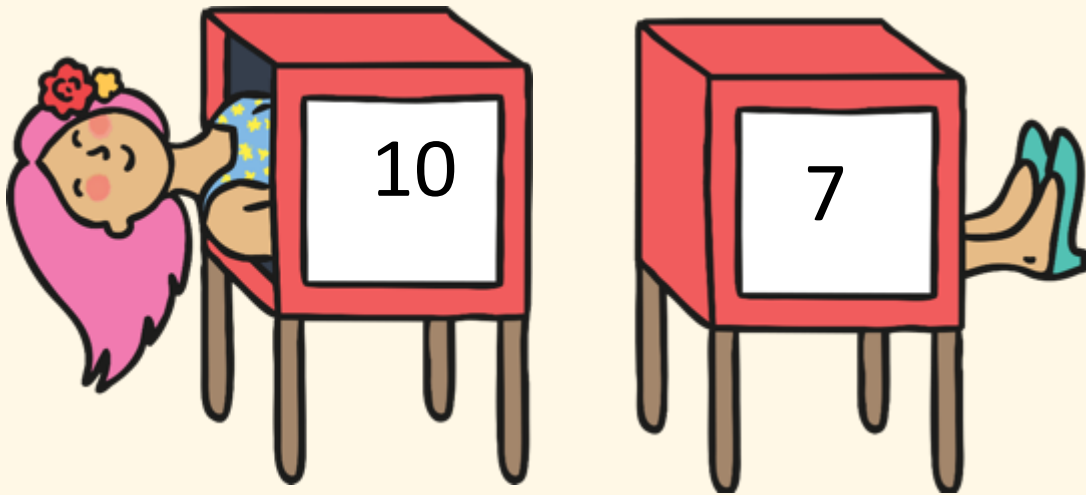
Task 2: Partitioning Tens and Ones

Can you put these numbers into tens and ones?

Answer the following in your workbook and post onto Class Dojo.


Example: $17 =$

1) $32 =$




Task 2: Partitioning Tens and Ones

2) $29 =$





3) $65 =$



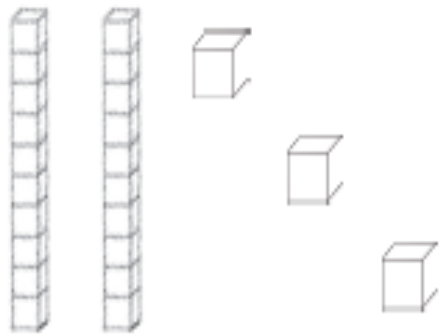
Task 2: Partitioning Tens and Ones

4) $43 =$

5) $81 =$

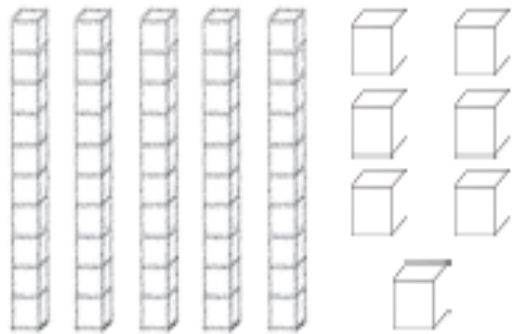


Task 2: Partitioning Tens and Ones Extension (Optional)



EG

2	tens	3	ones
---	------	---	------



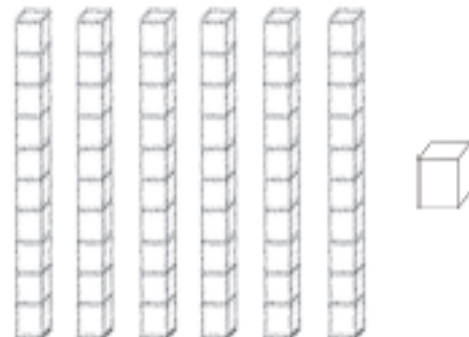
2)

	tens		ones
--	------	--	------



1)

	tens		ones
--	------	--	------



3)

	tens		ones
--	------	--	------

Addition Mentals

Task 3

Complete the following by writing into your workbook.

Take a photo of your answers and working out and send it to your teacher on ClassDojo.

$1 + 8 =$

$5 + 4 =$

$10 + 12 =$

$8 + 11 =$

Extension: (Optional)

$14 + 8 =$

$16 + 7 =$

$19 + 10 =$

$9 + 32 =$

Don't forget to go onto Matific after this task



Geography

It's time to explore where we live!



View your street and suburb in Google Maps, Google Street View or on a paper copy of a map.

List the features you can see, such as:

- Buildings
- Houses and apartments
- Parks
- Rivers
- Schools
- Shops
- Places of worship

Draw a map of your street or suburb! Remember to draw your map from a bird's eye view which is the view from above looking down.





Term 4 – Week 1

Year 1

Thursday 7th October 2021

Our Day - Timetable

Daily Task	Dress yourself
Tricky words	Spelling task 1-3
Break	Crunch & sip
Reading Eggs	Work through the activities on Reading Eggs
Think & Write	Think, act, say and write each word in a sentence
Writing	Information report on guinea pigs
Break	Morning tea & play
Math	Math game (posted on Class Story)
Math Task 1	Video
Math Task 2	How Many Tens and Ones?
Math Task 3	Subtraction Mentals
Matific	Work through activities on Matific
Break	Lunch & play
Science	Why are masks important?
Zoom	Join your teachers on <u>Zoom</u> at <u>2pm</u>



Spelling Task 1

Step 1: Practise reading your tricky words without hesitation to an adult or older sibling.

Step 2: Read the sentences to an adult or older sibling **or** read the sentences with an adult or older sibling.

*See next slide



Time for tricky words

house

friend

over

that

me

down

1. Who's that?
2. Turn that down!
3. Tell me which one you want.
4. That house has a big garden.
5. Can we go over to Nan's house?
6. My friend sent me a birthday card.
7. Ken lay down on his bed and fell asleep.
8. I cannot jump over the wall because it is too high.





Tricky Word Practice Laps



6a.	mother	who	father	what	brother
6b.	her	sister	cousin	they	family
7a.	two	saw	three	want	four
7b.	here	why	house	there	because
8a.	was	before	after	some	these
8b.	work	baby	children	were	should

Practice reading all your tricky words.

Challenge! Use a timer and see how fast you can read your tricky words.

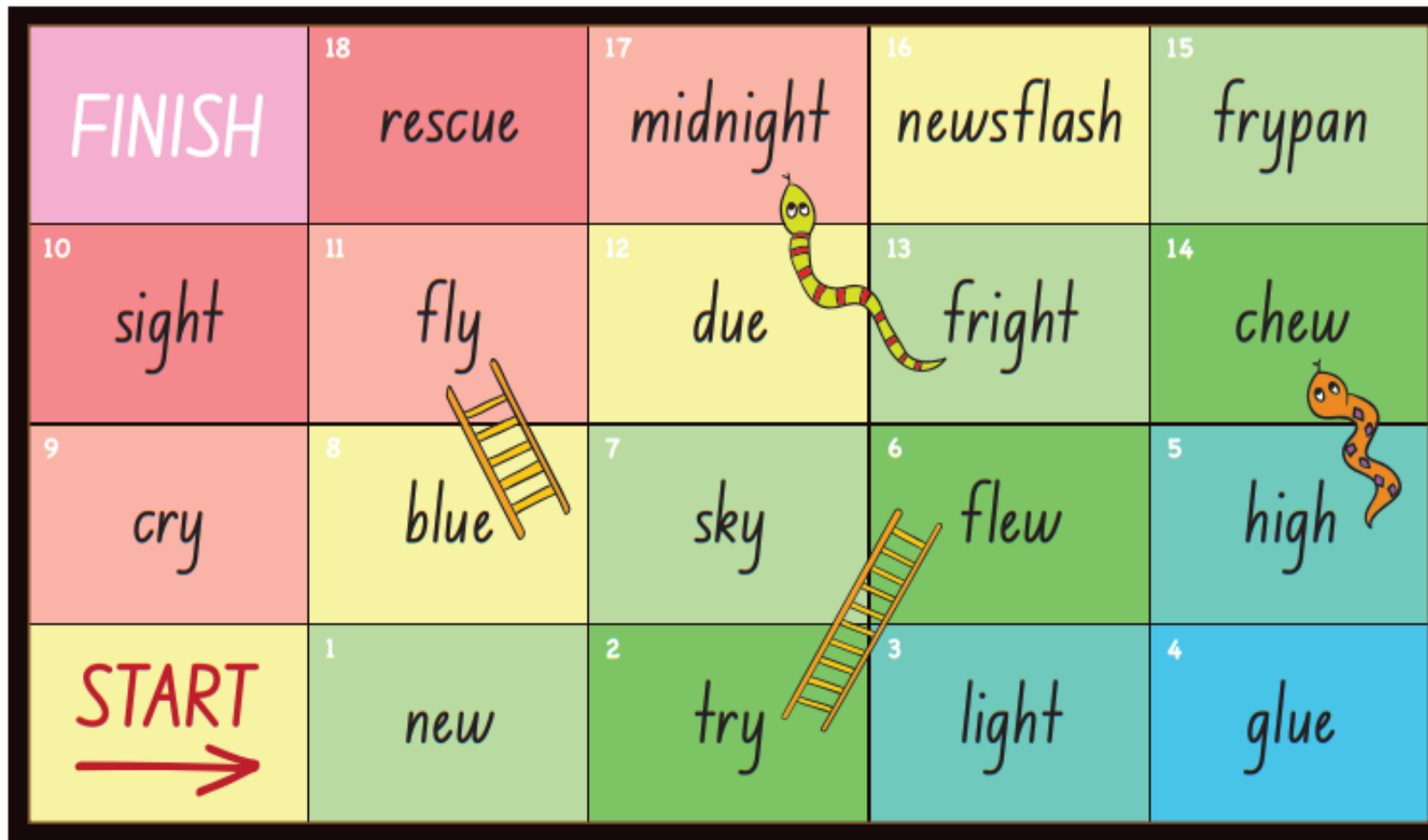
Spelling Task 2



Snakes and Ladders Task 3

Snakes and Ladders – Game 1 (Lessons 39-50)

Sound focus: _y, igh, ue, ew

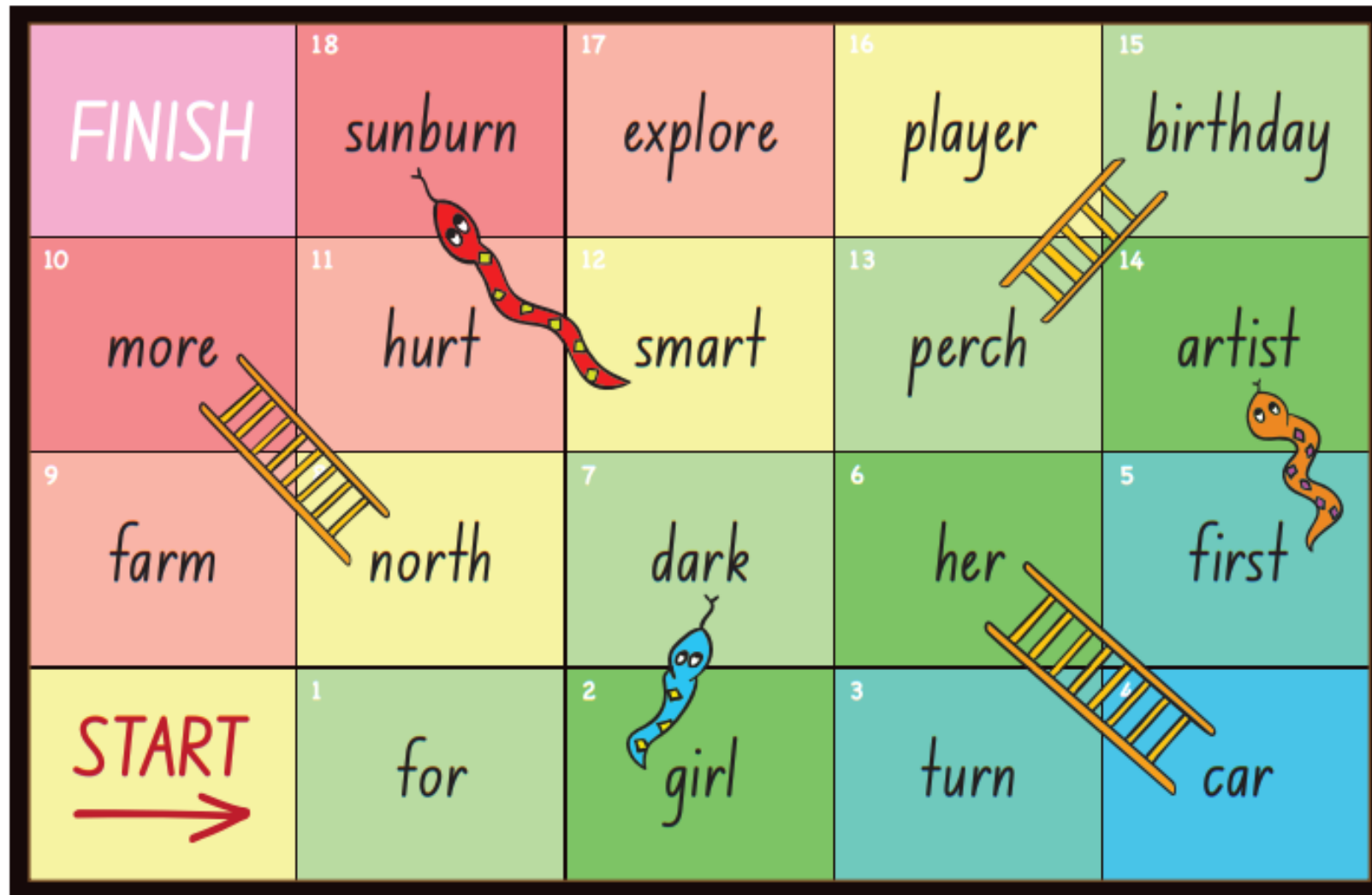


Instructions: Take turns to roll the dice and move your counter. Read the word on your landing square. If you land at the bottom of a ladder and read the word correctly, move your counter up the ladder. If you land at the top of a snake, slide down the snake. First to the end is the winner.

Snakes and Ladders Task 3

Snakes and Ladders – Game 2 (Lessons 51-65)

Sound focus: ar, or, ore, ir, ur, er



Reading Eggs

Step 1: Log into Reading Eggs



Step 2: Click on lessons



Step 3: Work through the map



Writing



We are learning to (WALT): write super sentences

What I'm looking for (WILF):

- I can use capital letters.
- I can leave finger spaces.
- I can use full stops at the end of my sentence.
- I can check my sentences make sense.

A Super Sentence ...
... starts with a capital letter

A B C D E

A Super Sentence ...
... ends with a full stop

Sam has a black cat. ✓

A Super Sentence ...
... tells us about someone or something



A Super Sentence ...
... must make sense



Think & Write

Look at the three words

Shiver

Hesitate

Ridiculous

Act out or think about each word, then read the sentence.

Pretend that you are cold and **shiver**. Now say this sentence: "She **shivered** because she was cold." Write your own sentence or sentences in your workbook using the word **shiver, shivered** or **shivering**.

Example: The dog shivered with excitement.

Think have you ever **hesitated** before doing something? What was it? Now say this sentence: "The pencil wasn't sure drawing a cat was a very good idea, so he **hesitated**." Copy the sentence above into your workbook.

Think have you ever worn something that looked **ridiculous**? What was it? Now say this sentence: "She looks **ridiculous**!" Write your own sentence or sentences in your workbook using the word **ridiculous**.

Writing

Appearance – What Do They Look Like?

There are lots of different breeds of guinea pig and they come in lots of colours and fur textures.

some are
short-haired



some are
long-haired



some are
fuzzy



We are learning to (WALT): Write an information report

What I'm looking for (WILF):

I can read facts and information to help me learn about guinea pigs.

I can describe what guinea pigs look like (appearance).

Read the following text or click the link below and learn about guinea pigs.

[Guinea Pigs! What, Where, How – YouTube](#)

See the next slide for suggestions on how to complete this task in your workbook.

Like this...

Using the same page as yesterday write your third paragraph titled 'appearance'.

Write 2-3 sentences

OR

Draw a picture and label your picture

What I'm looking for (WILF):

- I can use capital letters at the start of my sentence.
- I can use full stops at the end of my sentence.
- I can leave finger spaces.
- I can write about something or someone.
- I can check my sentences make sense.

Information Report

Guinea Pigs

Introduction

What has large, sharp teeth that never stop growing? Guinea pigs!

Guinea pigs are rodents. Rodents are a type of mammal. This means guinea pigs are warm-blooded, have fur and feed their young milk.

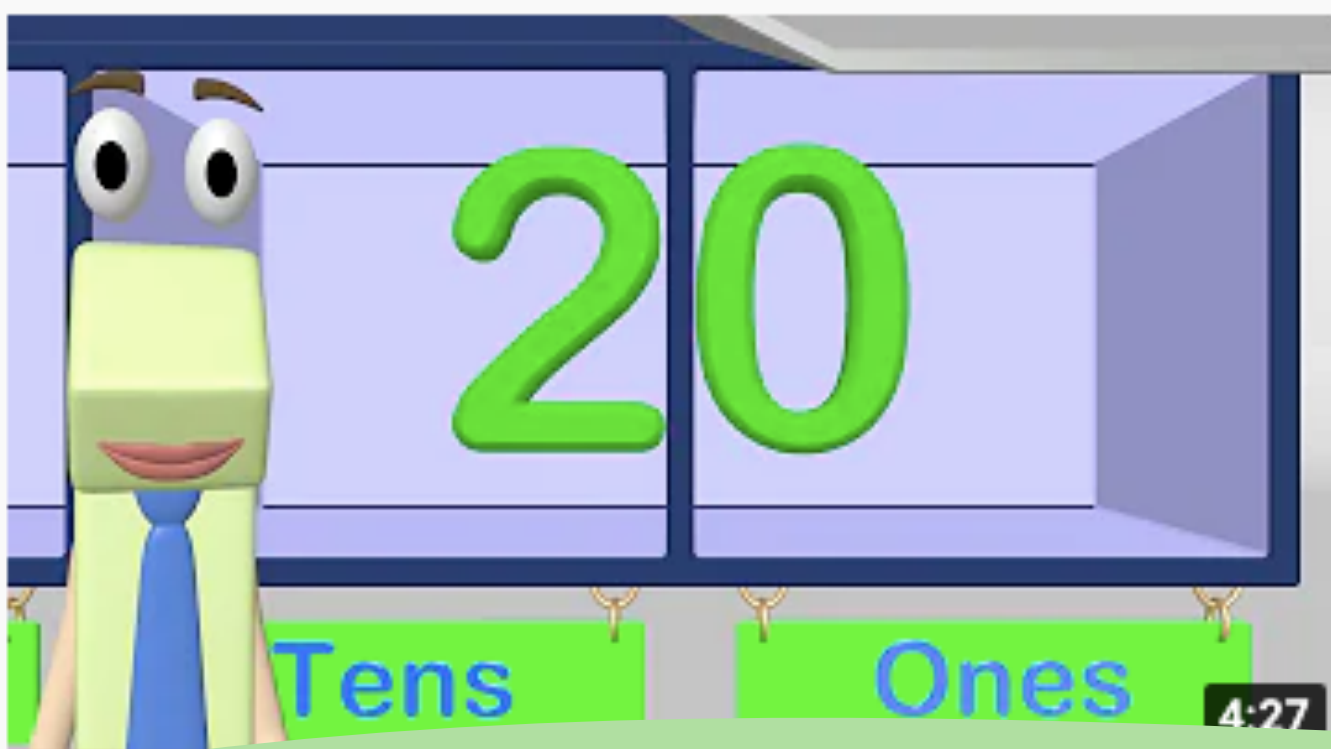
Habitat

Guinea pigs can be found in the wild or kept as pets. When living in the wild, guinea pigs make their habitats in forests, grasslands, and rocky areas.

Appearance

Guinea pigs come in lots of different colours like, brown, black, white, and grey. They can have short, long, or fuzzy fur. While rodents come in all sizes, guinea pigs are very small.

Take a photo of your work and send it to your teacher on ClassDojo for marking and feedback



Place Value First Grade - Tens and Ones

2.8M views • 6 years ago



Math & Learning Videos 4 Kids ✓

Come learn about Place Value for Kindergarten and First Grade in this fun math video for kids. Kids learn in 1st grade and

Place Value Task 1



Will happen, might happen, won't happen
Please click on the YouTube link below.

<https://www.youtube.com/watch?v=1F3AycEDksY>



Or simply search 'Place Value First Grade'
and click on the video above:

Task 2: How many Tens and Ones?

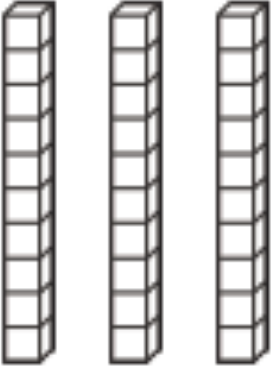
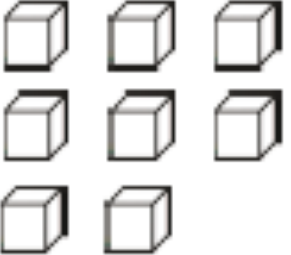
Example Question

	
tens	ones
2	1

Question 1:

	
tens	ones


Question 2:

	
tens	ones

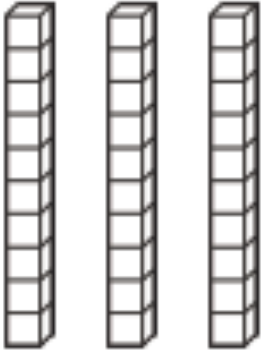
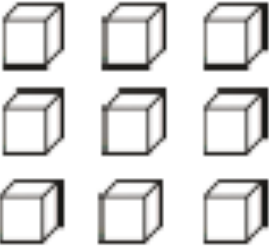
Please write the question number and answer into your workbook and post onto Class Dojo.

Task 2: How many Tens and Ones?



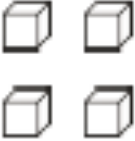
Question 3:

	
tens	ones

Question 4:

	
tens	ones

Extension Question:

		
hundreds	tens	ones

Please write the question number and answer into your workbook and post onto Class Dojo.

3

1

H

Year 1

Place Value Riddle

Challenge Cards

TH

twinkl

2

T

1


Year 1 Place Value Riddle



This number has 2 digits.

The tens digit is a 3.

The ones digit is smaller than 7 but bigger than 5.



2


Year 1 Place Value Riddle



This number has 1 digit.

It is smaller than 9.

It is bigger than 7.



3


Year 1 Place Value Riddle



This number has 2 digits.

The ones digit is 0.

There are 5 tens in this number.



Subtraction Mentals

Task 3

Complete the following by writing into your workbook.
Take a photo of your answers and working out and send it to your teacher on ClassDojo.



Helpful Tip:

Use counters or household items to help you count.

$7 - 1 =$

$6 - 5 =$

$12 - 4 =$

$15 - 6 =$

Extension: (Optional)

$15 - 10 =$

$20 - 9 =$

$23 - 12 =$

$30 - 15 =$

Science - Which mask works best?

Scientists often do tests to find the best materials for making different objects.


What do you see?

What do you think?

What do you wonder?

3

Watch the video to see how scientists did tests to find the best materials for making face masks.



Sneezing


- Watch the **video** below and discuss:
- Why scientists do tests?
 - Why masks are important?

No writing required today 😊

Please watch the following video:

<https://www.youtube.com/watch?v=DNeYfUTA11s&t=20s>

Please click the following video →



High speed camera captures how different types of face masks work
1.4M views · 1 year ago

UNSW

Which mask works best? To visualise droplets and aerosols, UNSW researchers used LED lighting system & a high-speed



Term 4 – Week 1

Year 1

Friday 8th October 2021

Our Day - Timetable

Daily Task	Help water the garden
Tricky words	Spelling task 1-3
'On the Mat'	Engage in On the Mat lesson and complete the spelling response task
Break	Crunch & sip
Reading Eggs	Work through the activities on Reading Eggs
Reading & Responding	Story slide
Writing	Information report on guinea pigs
Break	Morning tea & play
Math	Math game (posted on Class Story)
Math Task 1	Video
Math Task 2	What is the Number Task
Math Task 3	Subtraction Mentals
Matific	Work through activities on Matific
Break	Lunch & play
PDHPE	Happy Healthy Me
Zoom	Join your teachers on <u>Zoom</u> at <u>2pm</u>

Spelling Task 1

Step 1: Practise reading your tricky words without hesitation to an adult or older sibling.

Step 2: Read the sentences to an adult or older sibling **or** read the sentences with an adult or older sibling.

*see next slide



Time for tricky words

house

friend

over

that

me

down

1. Who's that?
2. Turn that down!
3. Tell me which one you want.
4. That house has a big garden.
5. Can we go over to Nan's house?
6. My friend sent me a birthday card.
7. Ken lay down on his bed and fell asleep.
8. I cannot jump over the wall because it is too high.





Tricky Word Practice Laps



6a.	mother	who	father	what	brother
6b.	her	sister	cousin	they	family
7a.	two	saw	three	want	four
7b.	here	why	house	there	because
8a.	was	before	after	some	these
8b.	work	baby	children	were	should

Practice reading all your tricky words.

Challenge! Use a timer and see how fast you can read your tricky words.

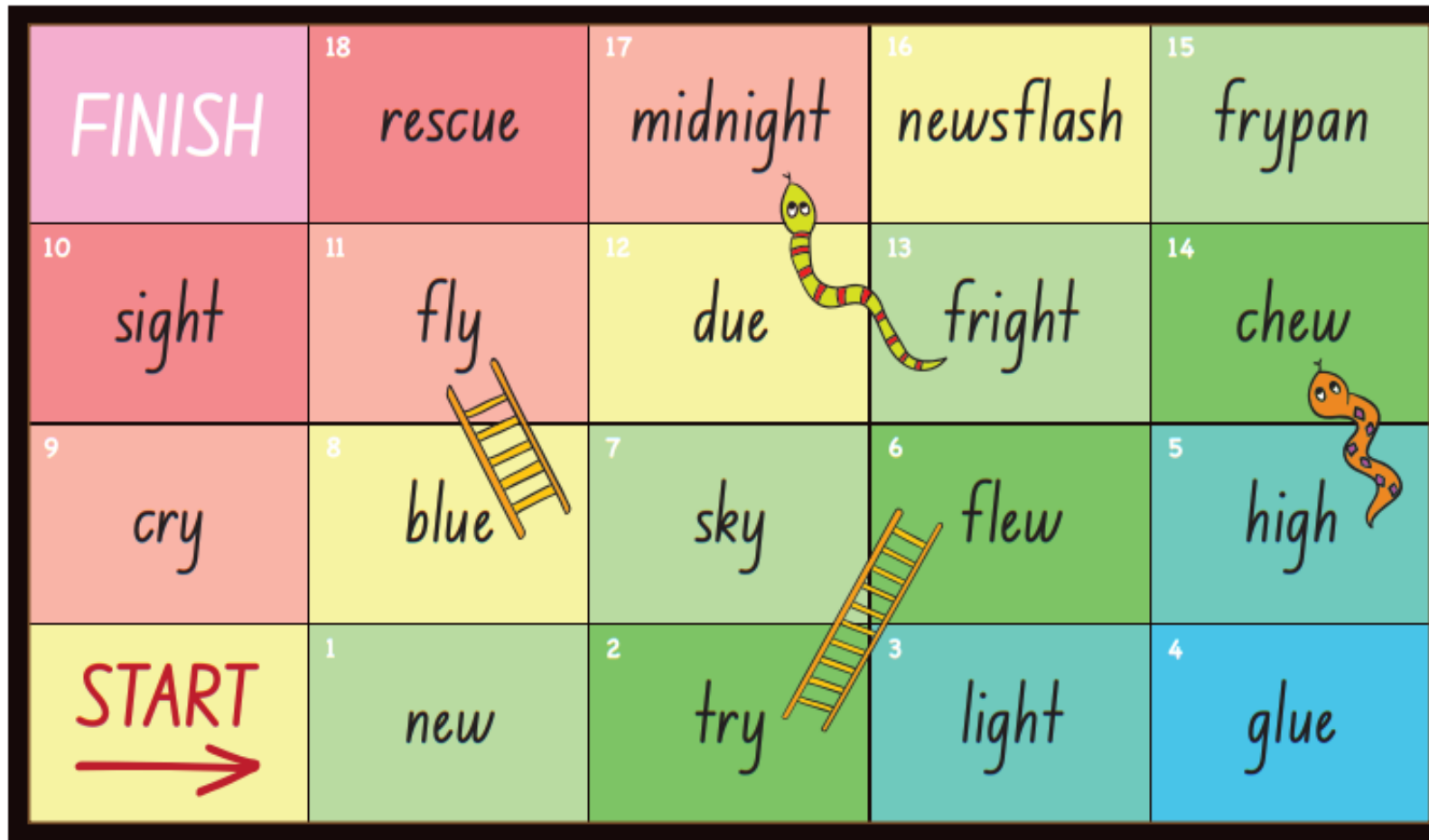
Spelling Task 2



Snakes and Ladders Task 3

Snakes and Ladders – Game 1 (Lessons 39-50)

Sound focus: _y, igh, ue, ew

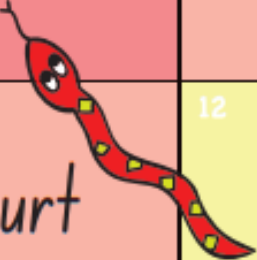
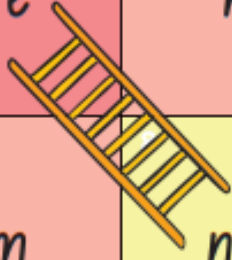


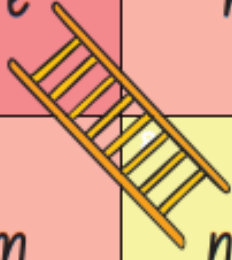






Instructions: Take turns to roll the dice and move your counter. Read the word on your landing square. If you land at the bottom of a ladder and read the word correctly, move your counter up the ladder. If you land at the top of a snake, slide down the snake. First to the end is the winner.

Snakes and Ladders Task 3

Snakes and Ladders – Game 2 (Lessons 51-65)

Sound focus: ar, or, ore, ir, ur, er

18 FINISH	17 sunburn 	16 explore	15 player	14 birthday
10 more 	11 hurt	12 smart	13 perch 	9 artist 
9 farm	8 north 	7 dark 	6 her 	5 first
START 	1 for	2 girl	3 turn 	4 car

On the Mat

See Mr Dunn's post on class story for your On the Mat lesson.



Name: _____

Instructions: Read or look at the clues. Read all the words in the box. Choose the correct word from the box to match the clue. Write the word in the space.

What is it?

bite smile nine kite bike

1. It can fly in the sky. It is a _____

2. It is the number before ten. It is _____

3.  It is a _____

4. You can ride on it. It is a _____

5.  It is a _____

Instructions: Write 't' and bossy 'e' in the words. Read the word. Write a Super Sentence with each word.

r _ d _	_____

k _ t _	_____

Spelling- Responding task

Complete the following activity.

See the next slide for suggestions on how to complete this task in your workbook.

Parents/Carers select the most appropriate suggestion for your child.

Take a photo of your work and send it to your teacher on ClassDojo for marking and feedback

08-10-21

Spelling
Lesson 68-69
Worksheet a

It is a answer

OR

answer

Write 'i' and bossy 'e'
in the words. Read the
word. Write a super
sentence with each word.

ride

Write your super sentence
here.

Like this...



Reading Eggs

Step 1: Log into Reading Eggs



Step 2: Click on lessons



Step 3: Work through the map



Reading & Responding

InitialLit-1 Story Slide

Problem

Introduction

Characters:

Setting:

Solution

Using the template as a guide, write or draw the events from 'The Pencil'.

Who was in and story and where was it set?

What was the problem?

How did they fix the problem?

Writing

Diet – What Do They Eat?

Guinea pigs will eat and drink day or night. They need to drink water to stop getting thirsty but actually get a lot of water from eating grass.

They are vegetarians and love green grass and vegetables.

Guinea pigs' teeth are constantly growing and they always need things to gnaw on to grind them down so love eating coarse foods like grass and hay.



We are learning to (WALT): Write an information report

What I'm looking for (WILF):

I can read facts and information to help me learn about guinea pigs.

I can write what guinea pigs eat (diet).

Read the following text or click the link below and learn about guinea pigs.

[Guinea Pigs! What, Where, How – YouTube](#)

See the next slide for suggestions on how to complete this task in your workbook.

Using the same page as yesterday write your last paragraph titled 'diet'.

Write 2-3 sentences

OR

Draw a picture and label your picture

What I'm looking for (WILF):

- I can use capital letters at the start of my sentence.
- I can use full stops at the end of my sentence.
- I can leave finger spaces.
- I can write about something or someone.
- I can check my sentences make sense.

Like this...

Information Report

Guinea Pigs

Introduction

What has large, sharp teeth that never stop growing? Guinea pigs!
Guinea pigs are rodents. Rodents are a type of mammal. This means guinea pigs are warm-blooded, have fur and feed their young milk.

Habitat

Guinea pigs can be found in the wild or kept as pets. When living in the wild, guinea pigs make their habitats in forests, grasslands, and rocky areas.


Appearance

Guinea pigs come in lots of different colours like, brown, black, white, and grey. They can have short, long, or fuzzy fur. While rodents come in all sizes, guinea pigs are very small.

Diet

Guinea pigs are herbivores. This means they only eat plants. Guinea pigs are known for loving green grass and vegetables.

Take a photo of your work and send it to your teacher on ClassDojo for marking and feedback



Place Value Lesson - 1st and 2nd Grade Math

1.6M views • 8 years ago



Math & Learning Videos 4 Kids ✓

This math video teaches place value to 1st and 2nd grade. It can also be a great review for 3rd graders. Students will learn about tens and ones, hundreds and tens, and thousands and hundreds.

Place Value Friday Video

Year 1 Probability

Click on the YouTube link below:

<https://www.youtube.com/watch?v=omkDLmfvetk>

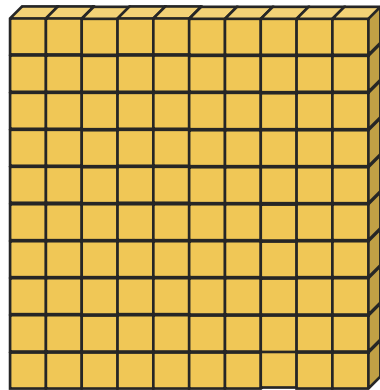
Or search 'Place Value Lesson 1st and 2nd grade' and click on the video pictured above ^

Task 2: Focus 100s - What is the number?

This is a
hundreds block →
This is the
third digit
in the number.

Answer the following
slides into your workbook
and post it onto Class Dojo.
For example:
This number is **111**

hundreds



1

tens



1


ones



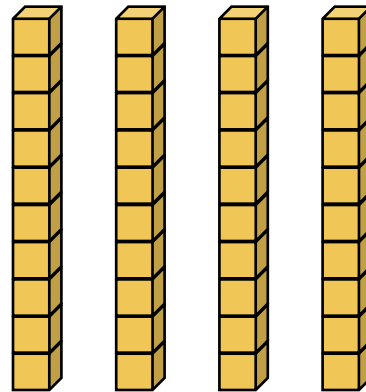
1

Question 1: What is the number?

hundreds



tens

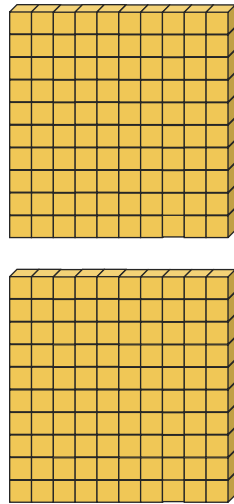


ones

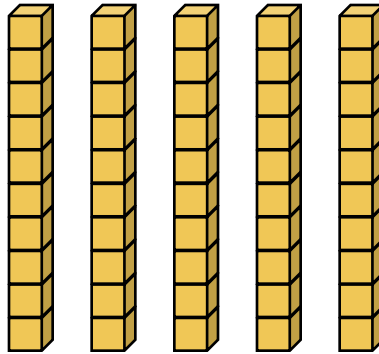


Question 2: What is the number?

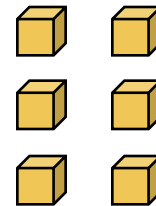
hundreds



tens

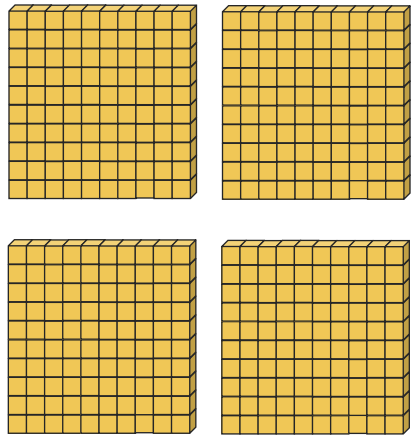


ones

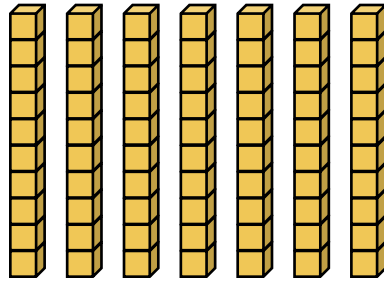


Question 3: What is the number?

hundreds



tens

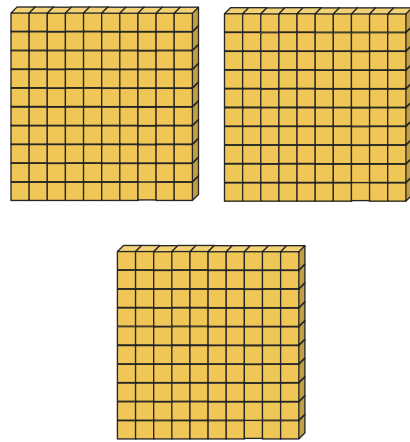


ones

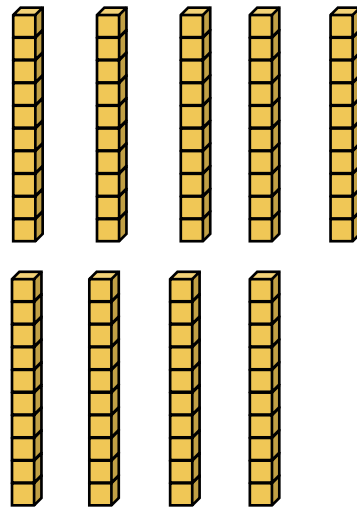


Question 4: What is the number?

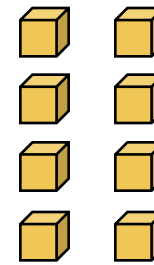
hundreds



tens




ones



Extension Question (Optional)

What is the number?

hundreds



tens



ones



Subtraction Mentals Task 3

Complete the following by writing into your workbook.

Take a photo of your answers and working out and send it to your teacher on ClassDojo.

Don't forget to use the counting-back strategy

$5 - 4 =$

$8 - 6 =$

$10 - 5 =$

$11 - 7 =$

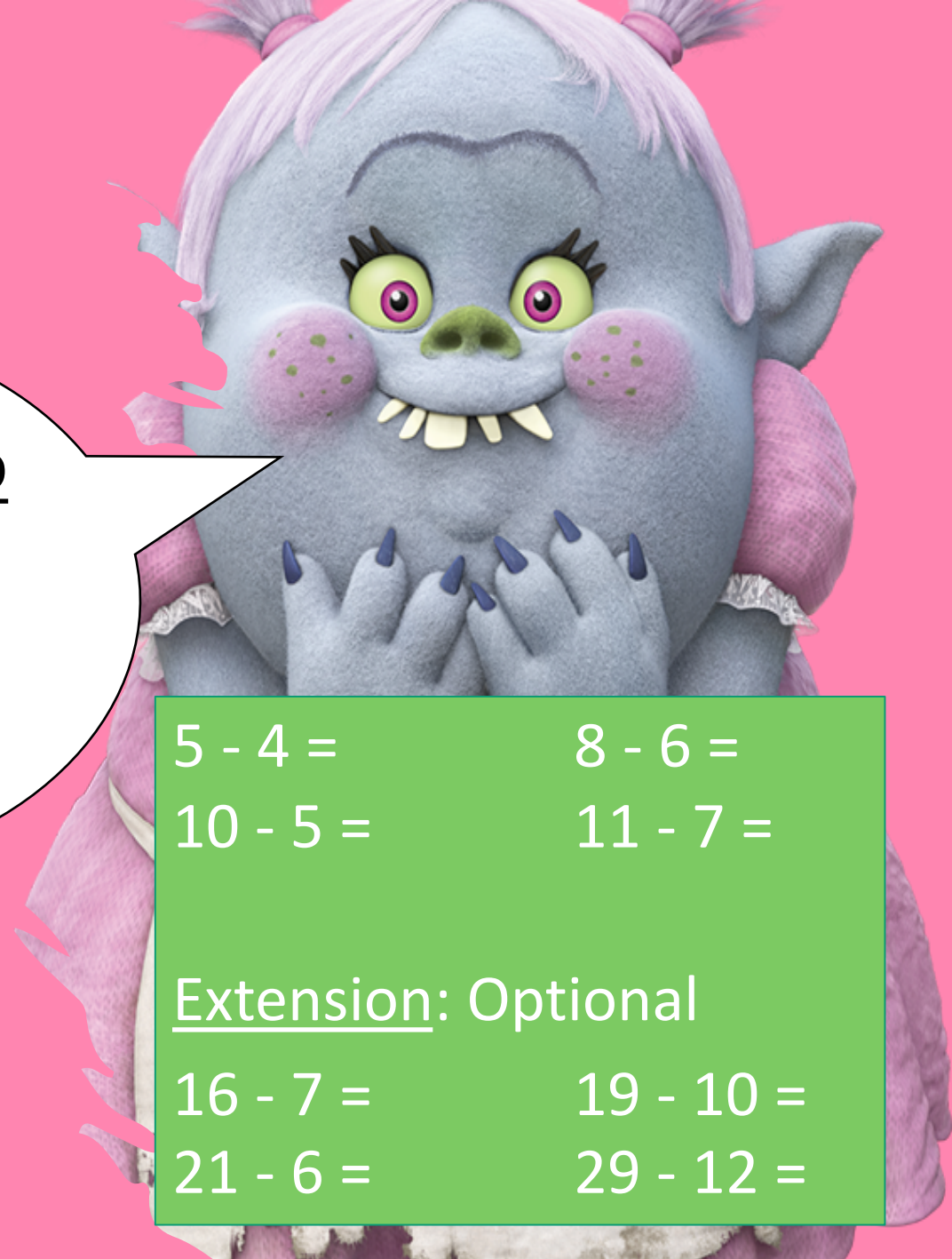
Extension: Optional

$16 - 7 =$

$19 - 10 =$

$21 - 6 =$

$29 - 12 =$




PDH – Happy Healthy Me

Watch the video below of Healthy Harold and Steph going through the importance of healthy eating and physical exercise.

<https://video.link/w/icPac>

LG: Practise strategies I can use to support my own and others' health, safety and wellbeing
SC: I can identify good and bad food groups. I can identify the effect physical exercise has on my body. I can identify various physical activities to improve my health.

Then complete the worksheet by answering the 3 questions.

A large number '5' with a running track pattern. The number is filled with a light green color and has a brown border with white lines. Three colored markers (blue, yellow, and purple) are placed around the number. Three white boxes with black borders are placed on the number, each containing a question.

Name 3 'everyday' and 3 'sometimes' foods

Name 3 ways to keep our bodies fit, healthy and strong

Name 3 benefits healthy food and exercise has on your body