

**Monday**  
**26<sup>th</sup> of July 2021**

Term 3  
Week 3

# Table of Contents!



## Morning session

Reading, Reading Eggs,  
English & Writing,  
Spelling

## Middle session

Math



## Afternoon session

Geography

## Fun Fact

Elephants are the  
only animals that  
can't jump.

## Reading - Backyard detective

Predictions are smart guesses we make about what will happen in a story using clues such as pictures and main words.

### Why do we make predictions?

Predictions help us understand what we are reading, and it makes us want to read more so that we can find out what happens next.

LG:  
I can make predictions when reading

SC:

- I can use illustrations and main words to make predictions
- I can check my predictions after I read



Before reading each part of the story, write one sentence to predict what you think will happen.

### 1. (before reading)

I think that...will happen in this story.

### 2. (during reading)

I think that chapter 3 will be about...

### 3. (after reading)

I think that after the story ends...

## Backyard Detective

### Chapter 1: A Mystery

Max Lee is 8 years old and lives in an old house with a big yard. One fine day, Max became a backyard detective.

As the Lee family were planting potatoes, there was a surprise waiting for them.

"Did you hear that?" called Dad, as his spade hit something hard. They cleared away the dirt and lifted an old tin box from the ground. They eased open the lid and peered inside. This is what they saw ...



### Chapter 2: A Message from the Past

There was a toy car and two coins inside the box. The car and the coins were old and scratched. Max was disappointed. This wasn't the buried treasure that he was hoping for. Not yet ...

"Wait!" called Mum. "There's more."

There was an old black-and-white photo of a boy wearing baggy shorts and a checked shirt. Mum read out the message on the back of the photo ...



Max had a real mystery to solve. He wanted to find Joe, but where would he start?

## Backyard Detective

### Chapter 3: Looking for Joe

"We need to follow the clues," said Dad. "We have an old tin box, a toy car, coins, a photo and a message. All these things tell a story. We have an idea of when Joe buried his time capsule."

Max started his search close to home. One of the neighbours remembered Joe. Max found more information in the library and on the internet. Soon, Max was certain that he had found Joe. Would Joe want to meet him?

### Chapter 4: The Next Mystery

"It brings back wonderful memories," said Joe when he saw his old tin box again. "I'm an old man now, and I'm very pleased that you found my time capsule after all these years."


\*\*\*\*\*

Since their first meeting, Max and Joe have become good friends. They share stories about the house and their favourite toys and games. Some of Max's modern toys seem strange to Joe, but others haven't changed at all.

Together, Max and Joe are making a new time capsule. It has Joe's old tin box with his car, coins and photo. There is a new photo of the two of them and the story of how they met. Now Max must decide which of his own things to add to the box.

Joe and Max wonder who will find the new time capsule in the future and solve the next backyard mystery.





# Reading Eggs

Sign into Reading Eggs. You have been assigned a digital book to read called Spider Soup.

Read or listen to chapter 1 then click on the questions marks to take the quiz.

Do the same again for chapter 2.

Chapter 3 and 4 will be read tomorrow.



# English and Writing

## - Clark the Shark

Watch the video of Clark the Shark being read.


*Clark the Shark read by Chris Pine*

<https://www.youtube.com/watch?v=lgZRMptA0Lk&t=312s>



### Task:

Write a paragraph to tell me 3 ways you are the same or different from Clark the Shark.



**LG:** I can write texts that compare and contrast between 2 objects or persons  
**SC:** I can use reasons to show difference or similarities



# Brain Break

Have a break and do some  
dancing to *Tooty Ta | Fun  
Dance Song for Kids |  
Brain Breaks | Tooty Ta  
Jack Hartmann*

[https://www.youtube.com/watch?v=ea4TVg0\\_8Dk](https://www.youtube.com/watch?v=ea4TVg0_8Dk)


# Spelling - 'ar' sounds

LG: I can use common spelling rules to spell familiar words  
SC: I can use 'ar' spelling correctly in common words

Today we are going to practice spelling words with the sound 'ar'.

Words that use the 'ar' spelling are;

jar  
star  
arch  
garden  
darker



Click on the spelling video in Class Story to watch the lesson.

**Activity:**  
Complete the 'ar' worksheet on the next page.



**Instructions:** Make at least six more words from the letters below. Can you think of any more? Use each word in a sentence in your exercise book.

1. barn \_\_\_\_\_  
2. \_\_\_\_\_  
3. \_\_\_\_\_  
4. \_\_\_\_\_  
5. \_\_\_\_\_  
6. \_\_\_\_\_  
7. \_\_\_\_\_

**Instructions:** Read the words and then read the sentences. Write the correct word in the blank. Circle the 'ar' sound.

park

large

March

barn

alarm

stars

1. A \_\_\_\_\_ is a place where animals sleep.
2. You can see lots of \_\_\_\_\_ in the sky at night.
3. An \_\_\_\_\_ can wake you up in the morning.
4. The month before April is \_\_\_\_\_.
5. You can run around and play at the \_\_\_\_\_.
6. My sister's backpack is very \_\_\_\_\_.

**Take a break! Eat some fresh fruit  
or vegetables. Don't forget to take  
a sip of refreshing water!**


Did you know...  
A bolt of  
lightning is five  
times hotter than  
the sun.

?

# Math - Jump Strategy

Number of the Day: 123

1. Write it words
2. Add 1
3. Take away 1
4. Plus 10
5. Minus 10
6. Odd or even
7. Draw it in Base Ten Blocks



hundreds



tens



ones

Activity:

When using the Jump Strategy, you need to remember these:

We make **BIG** jumps to represent the digit in the tens column. We add '10' For every jump.

We make **small** jumps to represent the digit in the ones column. We add '1' for every jump.

**LG:** Solve addition problems using the Jump Strategy.

**SC:**

- I can apply the jump strategy correctly to solve an equation
- I can solve a two-by-two digit addition equation

# Activity

Watch this video on  
**Jump Strategy for  
Addition**

[https://www.youtube.com/  
watch?v=60toUAXnjh0](https://www.youtube.com/watch?v=60toUAXnjh0)

Complete the worksheet  
'Jump Strategy' where  
you use the jump  
strategy to solve the  
addition problem.

## Jump Strategy

1. Use the *jump strategy* to solve the problems.

a)  $42 + 33$



b)  $55 + 44$



c)  $66 + 83$



d)  $117 + 74$




e)  $92 + 341$



## Word Problem

If you have 8 slices of pizza and 5 slices are eaten, how many slices would you have left?



## Working Out

Read the word problem carefully to decide what operation (+, -, X, ./.) is needed.

Write your working out process and your answer in your workbook.

**Take a break! Go outside and  
play a game!**

**A chameleon's  
tongue is at least  
as long as its body,  
but it can grab prey  
in a fraction of a  
second.**

# Geography - Natural and Human Features

The 'environment' are the things around us. Some things are formed by nature (natural) and some things are made by humans (human made).

**LG:** Observe and describe the natural and human made features of the environment. **SC:** I can recognise and describe natural and human features



Go out to the front yard or look outside of your window and write 3 things that are natural and 3 things that are made by humans in your workbook. You can challenge yourself by describing their features.

Your work might look like this...

	What is it?	Natural or Human Made?	2 Descriptive Features
1.	A house	Human made	3 windows and a door
2.			
3.			

**Tuesday**  
**27<sup>th</sup> of July 2021**

Term 3  
Week 3



# Table of Contents!



## Morning session

Reading, Reading Eggs  
English & Writing,  
Grammar

## Middle session

Math



## Afternoon session

Science

## Fun Fact

The average worker bee lives for just five to six weeks. During this time, she'll produce around a twelfth of a teaspoon of honey.

# Reading - Backyard Detective

Let's review the elements or parts of a story.

**Characters**-the people or creatures that the story is about

**Setting**-where the story takes place

**Problem**-what went wrong in the story

**Solution**-how the problem got fixed

## Activity

1. Read the text carefully.
2. Answer the comprehension questions on the worksheet.

LG:I can enjoy and understand the texts I read  
SC:I can identify the characters, problem and solution of narratives

### Chapter 3: Looking for Joe

7. What clues did the family have?

---

---

8. How did Max search for Joe?

---

---

### Chapter 4: The Next Mystery

9. What is in the new time capsule?

---

---

10. What do you think Max will put in the new time capsule?

---

---

11. What is 'the next mystery'?

---

12. List and draw the things you would add to your own time capsule.

<p>My time capsule</p> <hr/> <hr/> <hr/> <hr/> <hr/>	
--	--

## Backyard Detective

### Chapter 1: A Mystery

Max Lee is 8 years old and lives in an old house with a big yard. One fine day, Max became a backyard detective.

As the Lee family were planting potatoes, there was a surprise waiting for them.

"Did you hear that?" called Dad, as his spade hit something hard. They cleared away the dirt and lifted an old tin box from the ground. They eased open the lid and peered inside. This is what they saw ...



### Chapter 2: A Message from the Past

There was a toy car and two coins inside the box. The car and the coins were old and scratched. Max was disappointed. This wasn't the buried treasure that he was hoping for. Not yet ...

"Wait!" called Mum. "There's more."

There was an old black-and-white photo of a boy wearing baggy shorts and a checked shirt. Mum read out the message on the back of the photo ...



Max had a real mystery to solve. He wanted to find Joe, but where would he start?

## Backyard Detective

### Chapter 3: Looking for Joe

"We need to follow the clues," said Dad. "We have an old tin box, a toy car, coins, a photo and a message. All these things tell a story. We have an idea of when Joe buried his time capsule."

Max started his search close to home. One of the neighbours remembered Joe. Max found more information in the library and on the internet. Soon, Max was certain that he had found Joe. Would Joe want to meet him?

### Chapter 4: The Next Mystery

"It brings back wonderful memories," said Joe when he saw his old tin box again. "I'm an old man now, and I'm very pleased that you found my time capsule after all these years."

\*\*\*\*\*

Since their first meeting, Max and Joe have become good friends. They share stories about the house and their favourite toys and games. Some of Max's modern toys seem strange to Joe, but others haven't changed at all.

Together, Max and Joe are making a new time capsule. It has Joe's old tin box with his car, coins and photo. There is a new photo of the two of them and the story of how they met. Now Max must decide which of his own things to add to the box.


Joe and Max wonder who will find the new time capsule in the future and solve the next backyard mystery.







# Brain Break



Have a break and DANCE!

[https://www.youtube.com/  
watch?v=A1vdKfX1B\\_g](https://www.youtube.com/watch?v=A1vdKfX1B_g)

# Grammar - adjectives

Adjectives are words that describe nouns (person, place or thing).

Adjectives make sentences much more exciting to read.

**Boring**



The boy ate a sandwich.

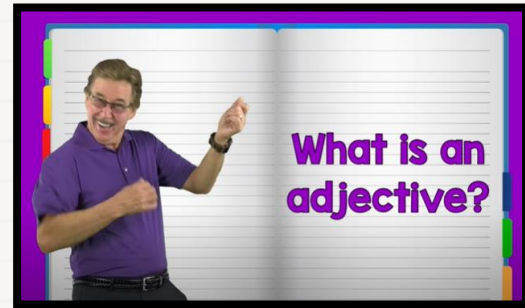
**Exciting**



The starving and tired boy ate a scrumptious sandwich.

Now dance while learning about adjective with *What is an Adjective | Parts of Speech Song for Kids | Jack Hartmann*

<https://www.youtube.com/watch?v=QxoDGIPUmyU>



LG: I can write complete sentences  
SC:  
• I can describe what an adjective is  
• I can use an adjective correctly in a sentence

## Adjectives

**Instructions:**

- Read the sentences. Circle the adjectives. The number of adjectives to find is listed after each sentence.
- Choose a sentence and change at least one adjective. Write the new sentence in your exercise book.

1. My friend loves to wear spotty shirts and bright socks. (2)
2. My dad makes tasty pancakes and crispy toast for our breakfast. (2)
3. Meerkats are busy creatures that dig long tunnels under the sand. (2)
4. That friendly artist drew a pretty picture of a golden sunset for me. (3)
5. A famous singer came to our school to do an amazing show. (2)
6. Gorgeous pillows and thick blankets covered the queen's beautiful bed. (3)

**Instructions:** Look at the picture and write a sentence to describe it using two adjectives. Underline the adjectives you used.



---

---

---

---

---

**Take a break! Eat some fresh fruit  
or vegetables. Don't forget to take  
a sip of refreshing water!**

Did you know...

A shark is the  
only known fish  
that can blink  
with both eyes.

?



# Math - Split Strategy

Number of the Day: 222

1. Write it words
2. Add 1
3. Take away 1
4. Plus 10
5. Minus 10
6. Odd or even
7. Draw it in Base Ten Blocks



hundreds



tens

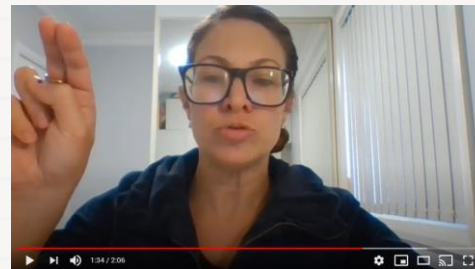


ones

# Learning with Mrs Tredoux

Watch the video of Mrs Tredoux practising her 'teen' and 'ty' numbers, then have a go yourself in front of an adult.

<https://www.youtube.com/watch?v=kgCucwC7Kdc>



# Activity - Split Strategy

**LG:** Solve addition equations using the Split strategy.

**SC:** I can apply the Split Strategy correctly to solve an equation

I can solve two-by-two digit addition equation

Watch this video on probability

<https://www.youtube.com/watch?v=ZF-MWwuyid8>

Then complete the 'Split Strategy' worksheet

a)  $37 + 21 =$

d)  $23 + 33 =$

b)  $32 + 36 =$


e)  $61 + 11 =$

c)  $15 + 43 =$

f)  $42 + 44 =$

## Word Problem

If you have 3 rubber ducks and are given another 4, how many rubber ducks would you have?



## Working Out

Read the word problem carefully to decide what operation (+, -, X, ./.) is needed.

Write your working out process and answer in your workbook.

**Take a break! Go outside and  
play a game!**

A vampire bat's  
teeth are so  
sharp that its  
bite may not be  
felt at all.

# Science - Material World

**Remember!** **Materials** are the substance that make up something.

For example, mirrors are made from sand and bricks are made from clay.

**Activity** – Find 1-2 objects inside or around the house that are made from:

- Wood
- Glass
- Aluminium
- Rubber
- Stone

**LG:** Identifies that materials can be changed or combined

**SC:** I can investigate how different materials can be combined  
I can state how the materials mix together

# Science Experiment

**Watch the video** then follow his instructions

[https://www.youtube.com/results?sp=mAEB&search\\_query=mixing+oil+water+and+food+coloring++for+kids](https://www.youtube.com/results?sp=mAEB&search_query=mixing+oil+water+and+food+coloring++for+kids)

**You will need:** 1 litre of water, half a cup of oil and food colouring

**During the experiment:** Take pictures of the steps (or the end result) and load it to ClassDojo

**After the experiment:** Answer these questions-

- What happened to the food colouring when mixed with the oil?
- What happened to the oil when mixed with water?
- What was the end result? What did it look like?



**Wednesday**  
**28th of July 2021**



Term 3  
Week 3

# Table of Contents!



## Morning session

Reading, Reading Eggs,  
English & Writing,  
Spelling

## Middle session

Math



## Afternoon session

Creative Arts-Drama

## Fun Fact

The name Earth is at least 1.000 years old. It simply translates to "the ground". The Greek name for Earth was Gaia - Mother Earth.

## Reading - Paper Facts

Informative texts tell the readers information about something or someone that is true. Information that is true or correct all the time is called a fact.

**Fact:**

Koalas eat eucalyptus leaves.

**Opinion:**

Chocolate is the best ice-cream flavour. (this is not true for everyone all the time so it is not a fact)

**Task:** Write 3 new facts you learned about paper after reading the text *Paper Facts*



- LG:  
I can recognise facts in informative texts
- SC:
- I understand what a fact is
  - I can tell the difference between fact and opinion.

## Paper facts

### Paper is everywhere



Look around your classroom. There is paper everywhere. We use paper every day at school and at home. Books, toilet paper, egg cartons, tissues and cardboard boxes are all made of paper.

### Paper is fun



You can draw or paint on paper. You can use paper to make bookmarks and birthday cards, or to keep a scrapbook. Many card games, jigsaw puzzles and board games are made from paper. Have you ever made a party hat or a paper plane?



### Making paper

Most paper is made from wood, which comes from trees. To make paper, wood is mixed



with water and crushed. This makes paper pulp. The pulp is then pressed into thin sheets of paper and dried. Paper pulp can be bleached to make white paper or dyed to make coloured paper.

### The history of paper

The Chinese started making paper nearly 2,000 years ago. For a long time, people made paper by hand. Now paper mills use machines to make paper.



Reading Eggs

# Reading Eggs

Sign into Reading Eggs. You have been assigned a digital book to read called Spider Soup.

Read or listen to chapter 3 then click on the questions marks to take the quiz.

Do the same again for chapter 4.

**Remember:** If needed, you can have this story read to you by clicking on the volume icon.



# Procedural Writing

## How to make a butter and jam sandwich

**First**, you need two slices of bread place in front of you on a clean plate. **Second**, use a butter knife to spread butter on one side of each slice. **Third**, use the butter knife to spread jam on top of the buttered side of each slice. **Last**, Put the two slices together with the butter and jam side facing each other and enjoy eating!

**Time connective**





# Brain Break

Have a break and do some  
yoga with *Walking Through  
The Jungle (Jaime's Brain  
Breaks) | Cosmic Kids*

<https://www.youtube.com/watch?v=dKa2LHYc1n4>

# Spelling - 'y' and 'ey' sounds


Today we are going to practice spelling words with the sound 'y' and 'ey'.

Words that use the 'y' and 'ey' are;

puppy  
money  
library  
donkey



LG: I can use common spelling rules to spell familiar words  
SC: I can use 'y' and 'ey' spelling correctly in common words



Click on the spelling video in to watch the lesson.

**Activity:**  
Complete the 'y' and 'ey' worksheet on the next page.

**Note:** The letter 'y' at the end of some words makes the sound /i/, as in 'happy'. The letters 'ey' can also make the sound /i/ at the end of words, as in 'donkey'.

**Instructions:** Fill in the missing letters. Read the words. Write the words again.

_y	_ey
sixt_____	monk_____
wind_____	vall_____
part_____	hon_____
anгр_____	jock_____
empt_____	troll_____
luck_____	turk_____

**Instructions:** Use words from the table above to answer the clues below. Use each word in a sentence in your exercise book.

1. The opposite of full. \_\_\_\_\_
2. Lives in the jungle. Swings from tree to tree. \_\_\_\_\_
3. It holds your shopping and you push it. \_\_\_\_\_
4. Feeling cross or mad. \_\_\_\_\_
5. It tastes sweet and comes from bees. \_\_\_\_\_

**Take a break! Eat some fresh fruit  
or vegetables. Don't forget to take  
a sip of refreshing water!**

**Did you know...**

Venus spins  
clockwise. It's  
the only planet  
that does!



# Math - Addition

Number of the Day: 147

1. Write it words
2. Add 1
3. Take away 1
4. Plus 10
5. Minus 10
6. Odd or even
7. Draw it in Base Ten Blocks



hundreds



tens



ones

# Learning with Mrs Tredoux

Watch the video of Mrs Tredoux making equal groups

<https://www.youtube.com/watch?v=jGwPcJ09QaI>

Now have a go yourself! You will need:

- A handful of three different items, for example, pegs, marbles or paddle pop sticks
- 2-5 cups
- A camera/iPad to take photos of your groups – then upload these for me to see

# Addition - Inverse of Subtraction

Watch this video on Inverse Operations

[Addition and Subtraction Fact Families | EasyTeaching - YouTube](#)

**Remember:** Addition and subtraction are linked because they are the reverse of one another!

## Activity

Now show the inverse of these addition equations...

1.  $7 + 8 = 15$
2.  $9 + 5 = 14$
3.  $13 + 5 = 18$
4.  $16 + 6 = 22$
5.  $17 + 18 = 35$
6.  $20 + 13 = 33$
7.  $25 + 15 = 40$
8.  $22 + 26 = 48$
9.  $32 + 12 = 44$
10.  $35 + 23 = 58$

Write the addition equations in your workbooks and show the inverse beside it.

**LG:** Use concrete materials to model how addition and subtraction are inverse operations

**SC:** I can use addition to help me solve subtraction problems  
I can show the inverse of an addition problem



## Word Problem

If you have 6 flowers and give 2 of them away, how many would you have left?



## Working Out

Read the word problem carefully to decide what operation (+, -, X, ./.) is needed.

Write your working out process and answer in your workbook.

**Take a break! Go outside and  
play a game!**

To hover,  
hummingbirds  
may beat their  
wings up to 200  
times per second.

# Creative Arts - Drama



The word **drama** comes from a Greek word which means 'to **act**'.

**Mime** is a type of acting where the actor tells a story or expresses emotion without words, using only gesture, expression, and movement.

LG: To develop dramatic situations in the drama forms of improvisation, movement, mime and storytelling

SC: I can experiment with mime to tell a story using expression, gesture and movement.

Watch this video

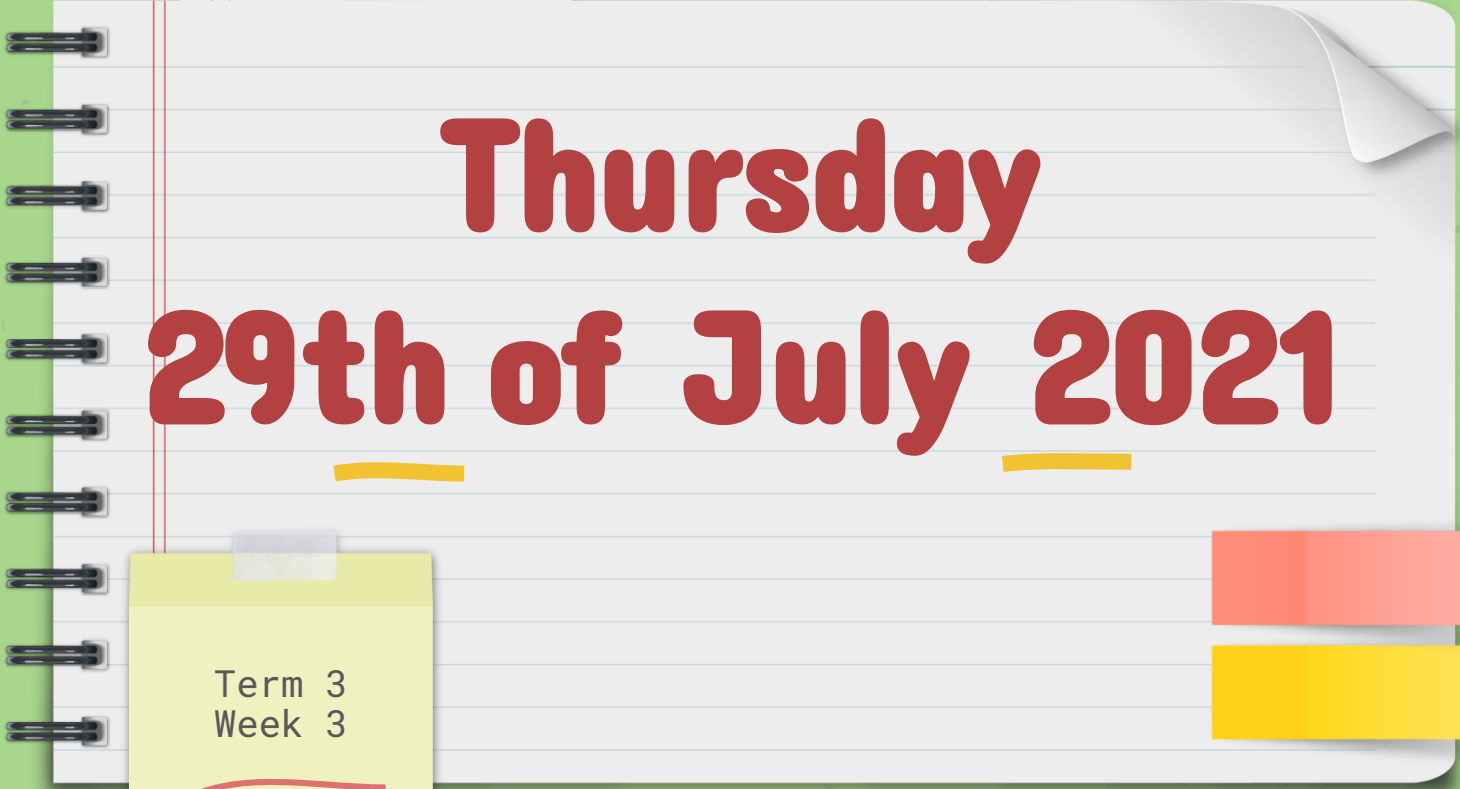
[https://www.youtube.com/watch?v=FPMBV3rd\\_hI](https://www.youtube.com/watch?v=FPMBV3rd_hI)

to see how you can tell a story without words, only facial expressions, gestures and movement.

Try making your own mime and have someone guess what you are doing. Record it and upload it onto ClassDojo.

Have fun... but don't speak!





**Thursday**  
**29th of July 2021**



Term 3  
Week 3

# Table of Contents!



## Morning session

Reading, English and Writing, Tricky words

## Middle session

Math



## Afternoon session

Personal Health and Development

## Fun Fact

Sloths are strong swimmers, especially good at the backstroke.

# Reading - Katie Kookaburra Saves the Day

1. Read the text carefully.
2. Answer the comprehension questions on the worksheet.

Write only the number and answer. Draw the illustration in your workbook.



LG: I can enjoy and understand the texts read  
SC: I can recount the events in a story in

## Katie Kookaburra Saves the Day

When Katie Kookaburra and her brother, Ken, woke up one fine, sunny day, they did not know that this would be the most terrifying day of their lives.

It started just like any other day. Katie led the family in the morning laugh. Katie has the loudest laugh in her street, and all the kookaburras know her call.

Before flying out for the day, Katie and Ken helped their mum and dad in the nest. They waved goodbye to their baby brother and sister and promised to bring home treats for dinner.

Katie and Ken perched in a tree and waited patiently for lunch to appear. When Ken spotted a tasty lizard in the middle of a busy road, he was quick to pounce on his prey.

There was danger ahead for our young kookaburra. Ken did not see the speeding car, but Katie did. Katie laughed to warn Ken, but he did not move. Katie laughed louder and louder. She laughed so loudly that she woke a sleeping possum in a nearby roof. When Ken did not look up, Katie took a big, deep breath and laughed like never before.

*KOO-KOO-KOO-KOO-KOO-KAA-KAA-KAA*

"I know that laugh," thought Ken. With seconds to spare, he looked up, flapped his wings and flew off the road.

That is how Katie Kookaburra saved the day.

7. Number the boxes from 1-5 to show the story order. We have done the first one for you.

- Ken pounced on a lizard.
- Katie laughed loudly to warn Ken of danger.
- 1 Katie led the morning laugh.
- Ken flew off the road when he heard Katie laugh.
- Katie and Ken helped their parents in the nest.

8. Draw lines to match words to their meaning.

terrifying	•	•	swoop suddenly
perch	•	•	very frightening
pounce	•	•	an animal that is hunted by another animal for food
patient	•	•	sit on something high
prey	•	•	able to wait for a long time

9. What type of text is *Katie Kookaburra Saves the Day*?

Shade the correct answer.

- Informative     Imaginative     Persuasive

## English & Writing - When a Dragon Moves In

Watch and listen to this story on

*When a Dragon Moves In* read by Mark Duplass  
<https://www.youtube.com/watch?v=6s7aSNUCKiM>

Task:

Write a paragraph to persuade your mum or caregiver to let you adopt a dragon as a pet.

Look on the next page for an example.



LG: I can write persuasive texts  
SC: I can use reasons to support my opinions



**STATE YOUR OPINION CLEARLY**



**TELL YOUR REASON FOR YOUR OPINION**



**GIVE AN EXAMPLE TO SUPPORT YOUR OPINION**



**RESTATE YOUR OPINION**



# OREO paragraph

OPINION

My parents need to let to get rid of my bedtime.

REASON

My parents should definitely let me sleep whenever I want to at night. If they do this everyone in the family will be much happier because no one will be fighting when it's bedtime. For example, everyone will be calmer because no one would be yelling at me to go to bed. If my parents want a happier more peaceful life, they should no longer force a bedtime on me!

EXAMPLE

SAY THE OPINION AGAIN



# Brain Break

Have a break and do some dancing to 'Freeze Dance'

<https://www.youtube.com/watch?v=2UcZWXvgMZE>

# Tricky Words

The tricky words we are focusing on this week are;

alright  
always  
Said



**Task 1:** Write these words five times in different colours.

## Task 2:

1. What smaller word can you find in alright?
2. Which two words start with the same 2 letters?
3. Which word rhymes with red?

LG: I can spell three common but tricky words  
SC:

- I can spell beginning sounds
- I can find small words in bigger words

**Take a break! Eat some fresh fruit  
or vegetables. Don't forget to take  
a sip of refreshing water!**

**Did you know...**  
rubber bands  
last longer  
when  
refrigerated!

?

# Math - Addition with Money

Number of the Day: 338

1. Write it words
2. Add 1
3. Take away 1
4. Plus 10
5. Minus 10
6. Odd or even
7. Draw it in Base Ten Blocks



hundreds



tens



ones

# Australian Money or Currency

Watch the video on Australian money below then complete the two worksheets on the following pages

<https://www.youtube.com/watch?v=R36Ix0tKafg>



**LG:** Perform simple calculations with money words.  
**SC:** I can add money to know 'how much' I have  
I can calculate 'how much' I need to have  
a give value

## How Much Money Is in My Jar?



Make the following totals in the money jars by cutting out the coins on the next page.



35c



90c



60c



45c



60c



85c

## Word Problem

If you find 2 wooden beads under the sofa and then find another 3 in a box, how many beads would you have?



## Working Out

Read the word problem carefully to decide what operation (+, -, X, ./.) is needed.

Write your working out process and answer in your workbook.

**Take a break! Go outside and  
play a game!**

It is impossible  
for most  
people to lick  
their own  
elbow. (try it!)



# PDH -

# IDENTITY

Identity is the qualities, beliefs, personality, looks and/or expressions that make a person or group.

**LG:** Identify groups people belong to and why they are important.

**SC:** I can explain what 'identity' means. I can recognise the groups I belong to. I can explain how these groups shape my identity

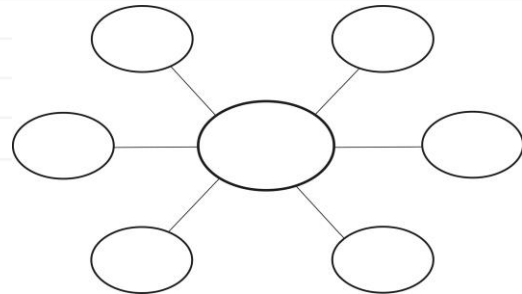
Identity groups can include:

- Family
- Friends (inside and outside of school)
- Cultural groups
- Religious groups
- Sporting

Our identity can change depending on where we are, for example,

- at school, I am a teacher or a colleague (someone you work with)
- at home, I am a daughter or a sister
- when with friends, I am part of a trusted group of people
- at church, I am part of a group of people who share the same belief

Create a mind map of the different identity groups you belong to and then draw a picture of yourself in the middle.





**Friday**  
**30th of July 2021**

*(Note: The text 'Friday' and '30th of July 2021' are written in a large, bold, red font. There are small yellow horizontal lines under the '30th' and '2021' parts. The notebook page has a red vertical margin line on the left and a white curled corner on the top right.)*



Term 3  
Week 3

*(Note: The sticky note is yellow with a white tab at the top and a red curved line at the bottom. It is placed on the left side of the notebook page.)*

# Table of Contents!



## Morning session

Reading, English and  
Writing, Handwriting

## Middle session

Math



## Afternoon session

Creative Arts – Visual  
Arts

## Fun Fact

The biggest fossil of a  
spider was found in  
China. It is one-inch  
long and 165 million  
years old.

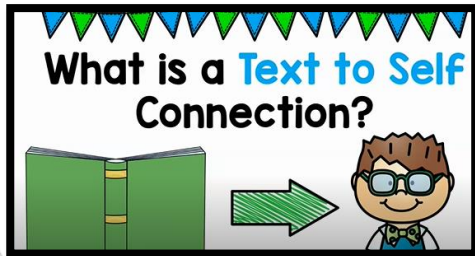
# Reading - Recycle!

Good readers can make connections with the characters or events that they read about.

Watch this video to learn about text-to-self connections.

*Making Text to Self Connections*

[https://www.youtube.com/watch?v=931-pRLX\\_9A](https://www.youtube.com/watch?v=931-pRLX_9A)



LG: I can enjoy and understand my reading  
SC: I can make text to self connections between myself and the characters/events in my texts.

## RECYCLE!

Did you know that we are using more paper every year? We cut down many trees to make paper. Making paper uses energy and water. Paper waste adds to landfill and pollution. There are many ways to save on paper waste. Let's talk about recycling.

### WHAT IS RECYCLING?

Recycling means to make new things from something old. Egg cartons, cardboard boxes and cards can be recycled. Many things are made from recycled paper, such as newspapers, toilet paper and books.

### WHAT CAN YOU DO TO SAVE PAPER?

- ⊕ Write or draw on both sides of a piece of paper.
- ⊕ Use spare or leftover paper to make a notebook or a paper plane.
- ⊕ Reuse old cardboard boxes to store or carry things.
- ⊕ Remember to put used paper in the recycling bin.



### HOW IS PAPER RECYCLED?



 **Connecting: Recycle!**

**Personal  
Connection**



When I read \_\_\_\_\_

\_\_\_\_\_

it reminded me of \_\_\_\_\_

\_\_\_\_\_

\_\_\_\_\_

**Text  
Connection**



The text is like \_\_\_\_\_

because \_\_\_\_\_

\_\_\_\_\_

\_\_\_\_\_

**World  
Connection**



This text makes me think of \_\_\_\_\_

\_\_\_\_\_


\_\_\_\_\_

\_\_\_\_\_

# English & Writing -Snappy The Alligator (Did Not Ask to Be in This Book)

Watch and listen to this story

Snappy The Alligator (Did Not Ask to Be in This Book) read by David Harbour  
<https://www.youtube.com/watch?v=yU80JWAZmZo&t=27s>




Point of view refers to the person telling the story. The narrator and Snappy have two different points of view and they don't seem to agree.

**Task:**

Pretend you are Snappy and tell the story again from his point of view. Use the words such as **I, me, we and myself** to tell your short story.



# Brain Break



Have a break and do some  
dancing to *Banana Banana*  
*Meatball* Dance

[https://www.youtube.com/  
watch?v=BQ9q4U2P3ig](https://www.youtube.com/watch?v=BQ9q4U2P3ig)

# Handwriting

Complete the handwriting sheet.

1. Trace the sentence
2. Copy the sentence using the guide
3. Write the sentence on your own.

## Kindness Handwriting Sentences Year 2

Showing kindness every day is important.

Trace, write the sentence using the guide, then write the sentence on your own.

Showing kindness every day is important.

Showing kindness every day is important.

S

LG: I can write clearly and on the correct lines

- SC:
- I can form my letters correctly
  - I can write my letters on the appropriate lines





**Take a break! Eat some fresh fruit  
or vegetables. Don't forget to take  
a sip of refreshing water!**

**Did you know...**

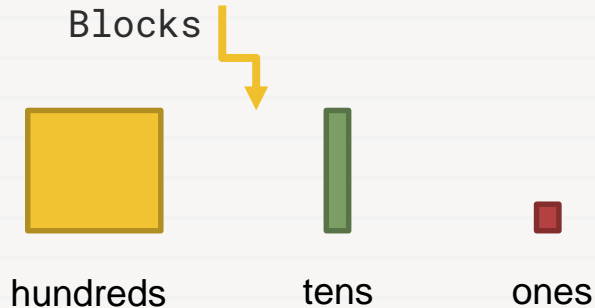
Some lipsticks  
contain fish  
scales!



# Math - Addition

Number of the Day: 289

1. Write it words
2. Add 1
3. Take away 1
4. Plus 10
5. Minus 10
6. Odd or even
7. Draw it in Base Ten Blocks



# Learning with Mrs Tredoux



Practice 'predicting' with our very own Principal, Mrs Tredoux.

<https://www.youtube.com/watch?v=vq2EqIluVnc>

a.	2 1	b.	3 4	c.	1 6	d.	2 3	e.	3 4
+	1 1	+	1 2	+	2 1	+	1 2	+	2 0
f.	1 6	g.	1 5	h.	2 0	i.	3 2	j.	2 4
+	3 2	+	4 3	+	2 9	+	2 2	+	3 3
k.	3 6	l.	2 6	m.	4 7	n.	2 4	o.	4 9
+	3 2	+	3 1	+	2 2	+	2 3	+	3 0
p.	4 6	q.	1 1	r.	7 3	s.	5 5	t.	3 2
+	2 2	+	6 8	+	2 6	+	3 4	+	4 5
u.	8 4	v.	7 4	w.	5 7	x.	2 1	y.	2 5
+	1 2	+	2 1	+	3 1	+	6 8	+	5 2

## Activity - Addition

After completing the worksheet, you now need to write 3 addition problems to solve.

You can choose to use the Jump, Split or the Inverse strategy to solve them.

**LG:** Solve simple addition and subtraction problems using a range of efficient mental and written strategies  
**SC:** I can choose and use strategies to solve addition and subtraction problems

## Word Problem

If you invite 10 people to a party and 3 of them say they can't come, how many people will be at the party?



## Working Out

Read the word problem carefully to decide what operation (+, -, X, ./.) is needed.

Write your working out process and answer in your workbook.

**Take a break! Go outside and  
play a game!**

Like  
fingerprints,  
everyone's  
tongue print is  
different.

# Creative Arts - Visual Arts

**LG:** I can draw simple pictures and other kinds of artworks about things and experiences. **SC:** I can explore human features in my drawings

Watch then follow the instructions to draw an illustration of YOURSELF!

<https://www.youtube.com/watch?v=5a7anGhsRQM>

