


Tuesday 13.7.21

The Last Slice

It was Saturday afternoon. We all stared at the last slice of pizza. It was cheesy and gooey with rich, red tomato sauce on a crispy crust.

It sat alone in the middle of the table, still warm, just waiting for someone to gobble it down.

Finally, Mum said, "That was delicious, but I couldn't eat another bite."



"I've had enough to eat, too," said Dad.

That left the three of us, and the dog. I looked at Josh. He looked at me, and we both looked at Ella.

"What happens to the last slice?" asked Josh.

"I'm still hungry," said Ella.

"But I want to ..." I started to say.



Too late! It was gone. The dog had stolen the last slice from right under our noses.

Mum and Dad laughed and said, "I think the dog saved the day!"



Lessons 1-2

The Last Slice

1. When did the story happen?

2. List six (6) adjectives that the author uses to describe the pizza.

3. Who do you think wanted the last slice of pizza? Tick the boxes.

Mum Dad Josh Ella the narrator

4. Find the word in the story that means

- to eat quickly and greedily _____
- tastes yummy _____

5. Number the events of the story in order from 1 to 4. We have done the first one for you.


- Dad said he'd had enough to eat.
- 1 Everyone stared at the last slice of pizza.
- The dog stole the last slice.
- Mum said that the pizza was delicious.


6. What do you think the narrator was about to say? Finish the narrator's sentence.

"But I want to _____

7. What would you have done with the last slice?

8. Draw a picture of your favourite pizza. List your toppings.





Who? _____

Where? _____



What was the problem? _____

How was it solved? _____

End: _____

Name: _____

Instructions: Read the sentences and choose the correct spelling to write in the blanks.





We use the letters _____ at the **end** of a word.

We use the letters _____ in the **middle** of a word.

Instructions: Finish the words with the correct spelling (**ai** or **ay**). Copy the words on the lines. Read each sentence and write the correct word in the space. Copy the sentences into your exercise book.

dr_____n  _____

w_____  _____

cl_____  _____

tr_____  _____

p_____d  _____


tr_____n  _____

w_____t  _____

h_____  _____

1. Jim and Hannah _____ for their mum.
2. We need to catch a _____ to Nan's house.
3. Which _____ do you go to school?
4. I made this pretty bowl out of _____.
5. The girls _____ for their own lunch.





Sydney Harbour Bridge

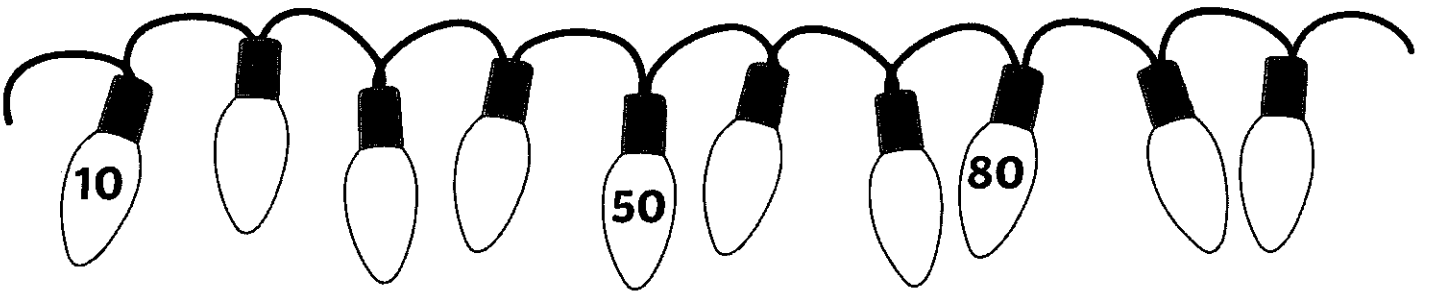


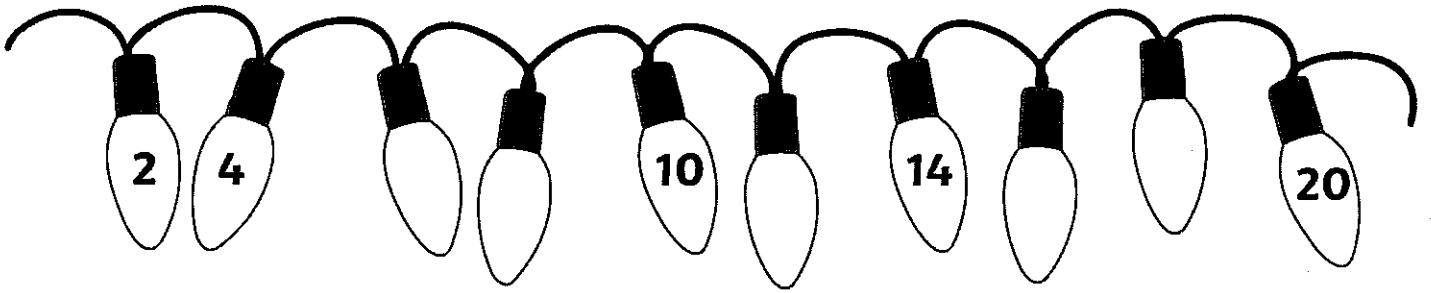
The Sydney Harbour Bridge is a famous bridge.

It's in Sydney Harbour.

It connects the shores of Sydney Harbour. It is a famous landmark.

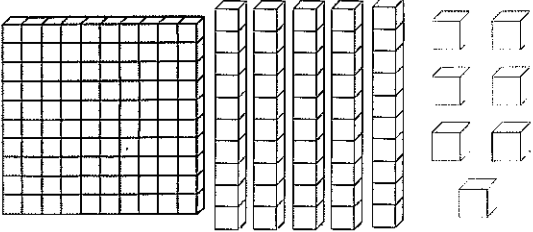
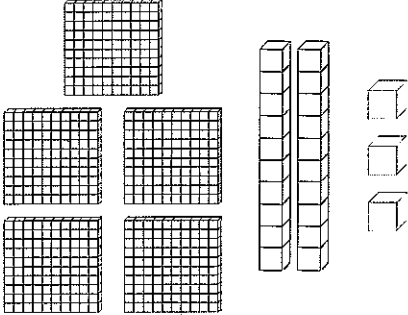
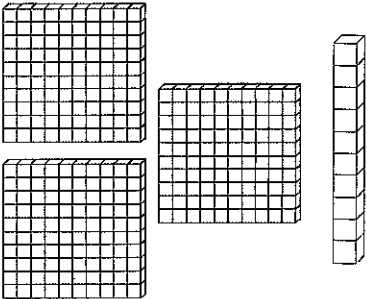
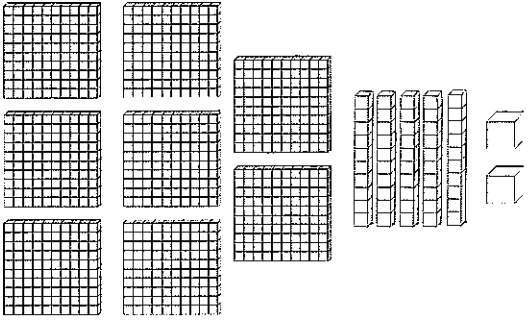
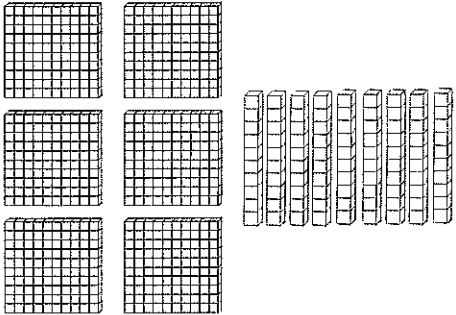
Fairy Lights Missing Numbers

Write down each missing number.



Base Ten Blocks and Number Expanders

Look at the blocks. Write the matching number in the expander. Remember that only one digit is written in each space on the expander.

	<table border="1"> <tbody> <tr> <td style="width: 20px; height: 20px;"></td> <td style="width: 20px; height: 20px; background-color: black; color: white; text-align: center;">hundreds</td> <td style="width: 20px; height: 20px;"></td> <td style="width: 20px; height: 20px; background-color: black; color: white; text-align: center;">tens</td> <td style="width: 20px; height: 20px;"></td> <td style="width: 20px; height: 20px; background-color: black; color: white; text-align: center;">ones</td> </tr> </tbody> </table>		hundreds		tens		ones
	hundreds		tens		ones		
	<table border="1"> <tbody> <tr> <td style="width: 20px; height: 20px;"></td> <td style="width: 20px; height: 20px; background-color: black; color: white; text-align: center;">hundreds</td> <td style="width: 20px; height: 20px;"></td> <td style="width: 20px; height: 20px; background-color: black; color: white; text-align: center;">tens</td> <td style="width: 20px; height: 20px;"></td> <td style="width: 20px; height: 20px; background-color: black; color: white; text-align: center;">ones</td> </tr> </tbody> </table>		hundreds		tens		ones
	hundreds		tens		ones		
	<table border="1"> <tbody> <tr> <td style="width: 20px; height: 20px;"></td> <td style="width: 20px; height: 20px; background-color: black; color: white; text-align: center;">hundreds</td> <td style="width: 20px; height: 20px;"></td> <td style="width: 20px; height: 20px; background-color: black; color: white; text-align: center;">tens</td> <td style="width: 20px; height: 20px;"></td> <td style="width: 20px; height: 20px; background-color: black; color: white; text-align: center;">ones</td> </tr> </tbody> </table>		hundreds		tens		ones
	hundreds		tens		ones		
	<table border="1"> <tbody> <tr> <td style="width: 20px; height: 20px;"></td> <td style="width: 20px; height: 20px; background-color: black; color: white; text-align: center;">hundreds</td> <td style="width: 20px; height: 20px;"></td> <td style="width: 20px; height: 20px; background-color: black; color: white; text-align: center;">tens</td> <td style="width: 20px; height: 20px;"></td> <td style="width: 20px; height: 20px; background-color: black; color: white; text-align: center;">ones</td> </tr> </tbody> </table>		hundreds		tens		ones
	hundreds		tens		ones		
	<table border="1"> <tbody> <tr> <td style="width: 20px; height: 20px;"></td> <td style="width: 20px; height: 20px; background-color: black; color: white; text-align: center;">hundreds</td> <td style="width: 20px; height: 20px;"></td> <td style="width: 20px; height: 20px; background-color: black; color: white; text-align: center;">tens</td> <td style="width: 20px; height: 20px;"></td> <td style="width: 20px; height: 20px; background-color: black; color: white; text-align: center;">ones</td> </tr> </tbody> </table>		hundreds		tens		ones
	hundreds		tens		ones		

The Unhappy Dragon

Once upon a time, there lived a little dragon called Kevin. Kevin seemed to have everything a dragon could wish for. He had a fine set of spikes and scales and his very own underground cave. But Kevin was a very lonely little dragon, and he cried himself to sleep every night.

Then one day, everything changed ...

Thump. Thump. "What was that?" Kevin asked himself. "Is the sky falling? Is there an elephant at my door?"

Kevin peeked outside. At first, he was afraid when he saw the strange, round object. He held it very carefully before letting it drop to the ground.

Bounce!

Kevin was delighted with his new toy. He dribbled it around the cave floor with his claws and flicked it with his tail. He was having so much fun that he forgot all his troubles.

Knock. Knock. A small boy stood at the cave door.

"Hello. I'm Billy. May I please have my football? I need it for the game this Saturday."


"Please don't take it away!" begged Kevin in despair. "It has made me very happy."

Billy felt sorry for the unhappy dragon. "I have an idea," said Billy. "We need a new goalkeeper for our team, but no fire breathing on the field!"

Soon Kevin became a star goalkeeper and made many friends at the football club. He was no longer a lonely little dragon.







Lessons 3-4

The Unhappy Dragon

1. How did Kevin feel at the beginning of the story?

2. Where did Kevin live?

3. What was the '*strange, round object*' that Kevin found outside?

4. How did Kevin play with his new toy?

5. Why did Billy need his football back?

6. What was Billy's idea?

7. How did Kevin feel at the end of the story? Why?

8. Draw lines to match words to their meaning.

peeked ●

delighted ●

despair ●


● very pleased

● great sadness

● had a quick look

9. What could you do to help someone who feels lonely?

10. Draw a picture of Kevin playing football with his team.





Who? _____

Where? _____

What was the problem? _____

How was it solved? _____

End: _____

Name: _____

Nouns

Instructions:


- ▶ Read the sentences. Circle the nouns. The number of nouns to find is listed after each sentence.
- ▶ Label 2 columns in an exercise book: Proper nouns, Common nouns. Write the nouns from the sentences in the correct column.

1. My dad likes to cook pasta with prawns and peas. (4)
2. Will Nick win the race around the oval on Tuesday? (4)
3. Poppy and Jane are going to make some pancakes. (3)
4. The seals at the zoo use their flippers to clean their nose and whiskers. (5)
5. The pigs and sheep at the farm get treats to eat every Sunday. (5)
6. Tell Zack to get a mop and wipe up that milk on the floor. (4)
7. Our school has a concert in February. (3)

Instructions: Read the sentences below and circle the errors. Write each sentence correctly in your exercise book.

1. Please come for a Party at my house on friday Night.
2. We will go to manly for our Excursion this Year.
3. My Cat had two Kittens and we called them oliver and casper.





Uluru

Uluru is special.

Uluru is in the desert.

The Anangu people live near Uluru.

Uluru was created in the Dreaming.

Months and Seasons Cut and Paste

Cut out and order the months and seasons of the year.



May

April

March

October

December

January

August


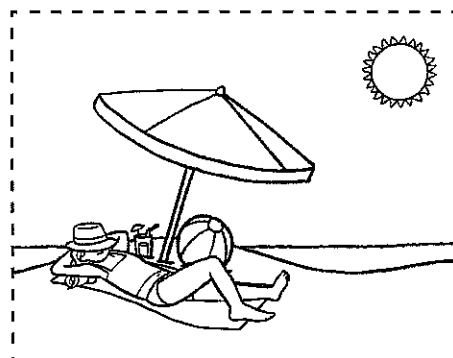



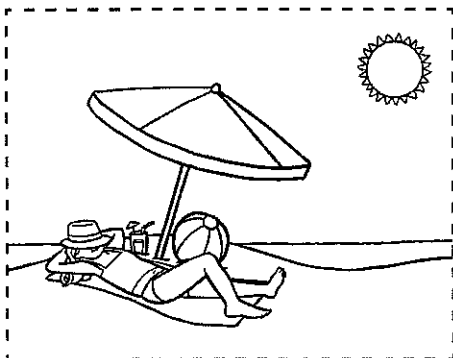






November

July

June

February


September





Digital and Analogue Clocks

Match the different ways of representing the same time.


Half past eight




Half past one




Three o'clock




Eleven o'clock




Half past two




Half past four



Ten o'clock



Six o'clock





Thursday
15.07.21

Kookaburra

Have you heard a kookaburra's call? It sounds like a laugh, but the kookaburra is not really laughing. The kookaburra's loud call is a warning to other birds to stay away.



Where do kookaburras live?

Kookaburras live in trees. They can be found in eastern Australia, Tasmania and south-west Western Australia.

Colour

Kookaburras are white and brown. They blend in with the colours around them. Camouflage makes it harder for predators to see them.


Hunting

The kookaburra's strong beak helps it to catch food. Kookaburras eat meat and feed on insects, worms, lizards and snakes. When kookaburras hunt, they perch above their prey and stay very still before they pounce.

Nest

Kookaburras make their nests in tree hollows. As the young kookaburras grow up, they often stay to help their parents with the new baby birds.





Lessons 5-6

Kookaburra

1. What does a kookaburra's call sound like?

Shade the correct answer.

a dog barking

a whistle

a laugh

2. Why do kookaburras make this loud call?

3. Where do kookaburras live?

4. What do kookaburras eat?

5. What do kookaburras do when they hunt?

6. How does camouflage help kookaburras?


7. Where do kookaburras make their nests?


8. Find a word in the text that means

a) hunter _____

b) an animal that is hunted by another _____

9. Draw a kookaburra. Label the beak, wings and claws.





Who? _____

Where? _____


What was the problem? _____

How was it solved? _____

End: _____

Name: _____

Instructions: Read the sentences and choose the correct word to fill in the blanks.



We use the letters **'ow'** at the _____ of a word.

We often use the letters **'oa'** in the _____ of a word.

Instructions: Read the words below. Colour the **'ow'** words yellow and the **'oa'** words green. Write the words under the correct headings. Use the words to complete the sentences below. Copy the sentences into your exercise book.

elbow	float	throw	rainbow	cockroach
boasting	pillow	meatloaf	soaked	shadow
yellow	groaned	window	arrow	roast

'oa' (7 words)	'ow' (8 words)
_____	_____
_____	_____
_____	_____
_____	_____

- I saw a pretty _____ outside my _____.
- The boy _____ when he hurt his _____.
- A nice, soft _____ helps you to sleep well.
- Dad cooked a _____ chicken for our dinner.
- Can you _____ the _____ to hit the target?





visit [twinkl.com.au](https://www.twinkl.com.au)



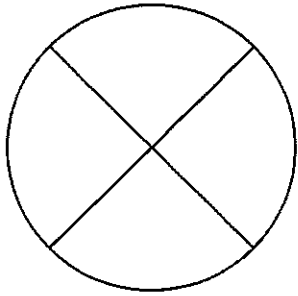
The Great Barrier Reef

The Great Barrier Reef is in the Coral Sea,
off the coast of Queensland, Australia.

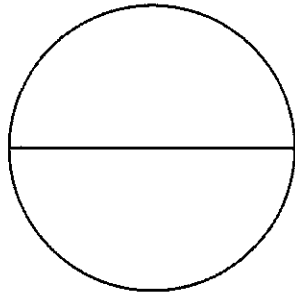
It is the world's largest reef.

It is home to many animals, including
fish, sea turtles and sharks.

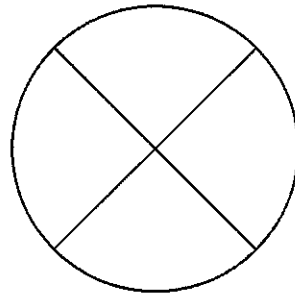
Year 2 - Read and Colour the Fractions



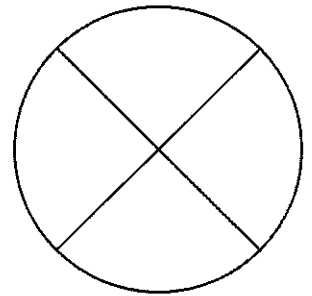
one quarter



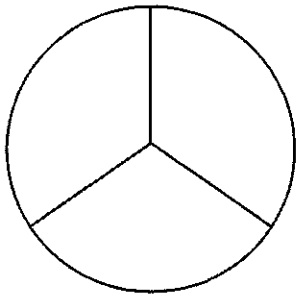
one half



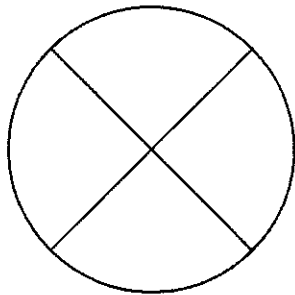
three quarters



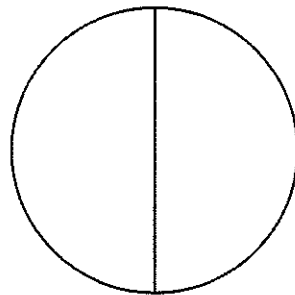
whole



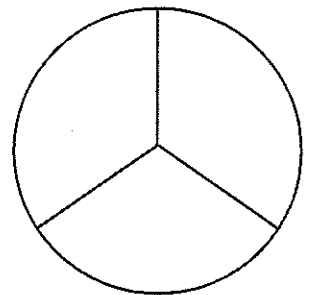
one third



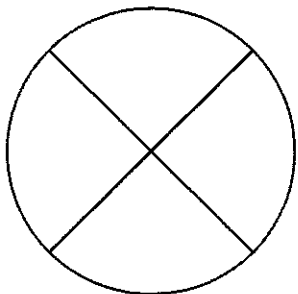
one quarter



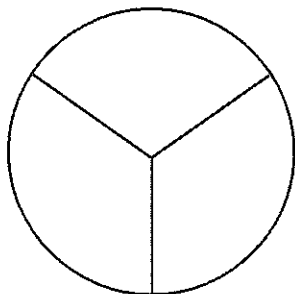
whole



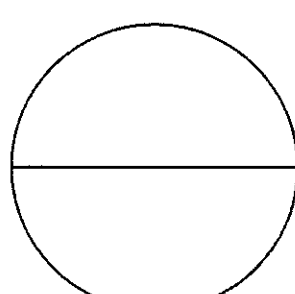
two thirds



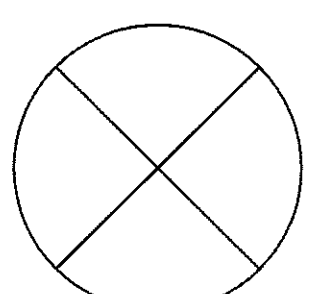
whole




one third



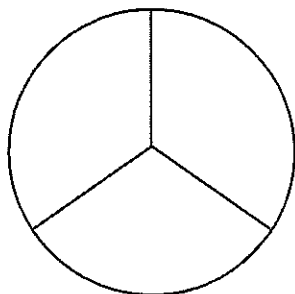
one half



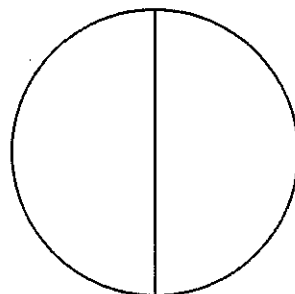
two quarters



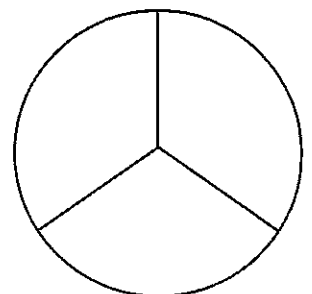
$$\frac{2}{2}$$




$$\frac{2}{3}$$



$$\frac{1}{2}$$

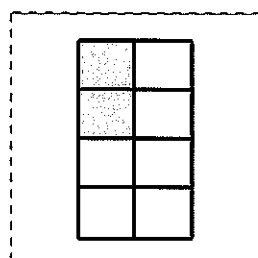
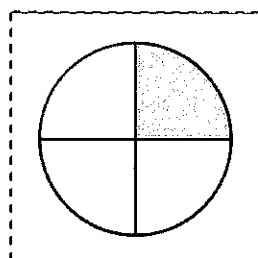
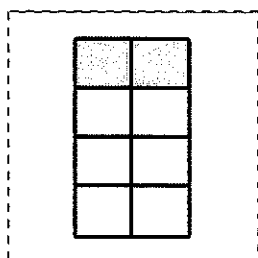
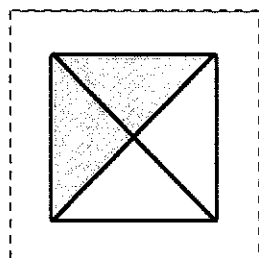
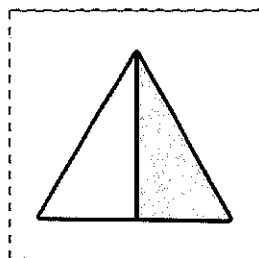
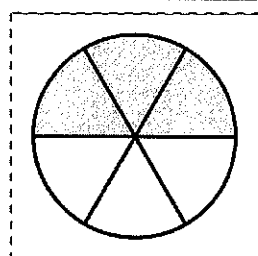
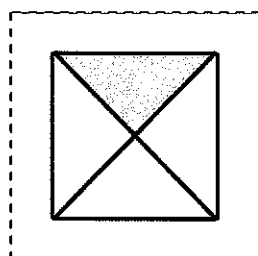
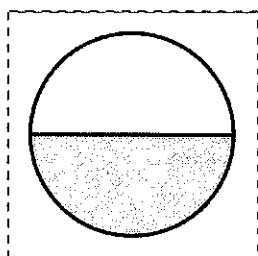
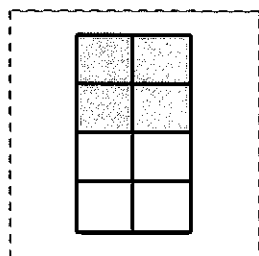
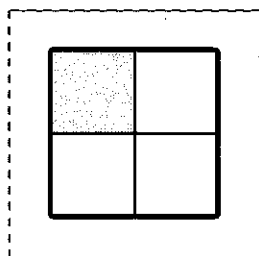



$$\frac{1}{3}$$



Sort the fractions into halves and quarters

Halves	Quarters





Friday
16.07.21

Uluru: More Than a Rock

An Australian landmark

Uluru is a very large rock in the middle of Australia. It is 600 million years old. It is older than the dinosaurs! Uluru is made of sandstone. The rock that we can see is just the top of an even bigger underground rock.



Changing colour


Uluru seems to change colour at different times of the day. It glows red at sunrise and sunset.

The Red Centre

The desert landscape near Uluru is often called the Red Centre. Summer days can be very hot in the desert. Temperatures can fall below zero on winter nights.

A sacred place

Uluru is sacred to Aboriginal people. The Anangu people are the traditional owners of Uluru. They have lived near Uluru for many thousands of years.







Lessons 7-8

Uluru: More Than a Rock

1. Where is Uluru? (Hint: look at the map)

2. How old is Uluru?

Shade the correct answer.

60 years old

600 years old

600 million years old

3. What is Uluru made of?

4. What are summer days like in the desert?

5. What are winter nights like in the desert?

6. Who are the traditional owners of Uluru?

7. Uluru is an Australian **landmark**. This means that

Shade the correct answer.

Uluru is made of sandstone.

Uluru is older than the dinosaurs.

Uluru is an important place that many people recognise.

8. Draw lines to match words to their meaning.

sunrise ●

● when the sun goes down in the evening

sunset ●


● important to people and their beliefs

sacred ●

● when the sun comes up in the morning

9. Describe Uluru in your own words. Use adjectives (describing words) in your writing.

10. Draw a picture of Uluru.





Who? _____

Where? _____

What was the problem? _____

How was it solved? _____

End: _____

Pronouns

Instructions:

- Read the sentences. Fill in the blanks with the right pronouns. Some pronouns are used more than once.

he

she

it

they

I

we

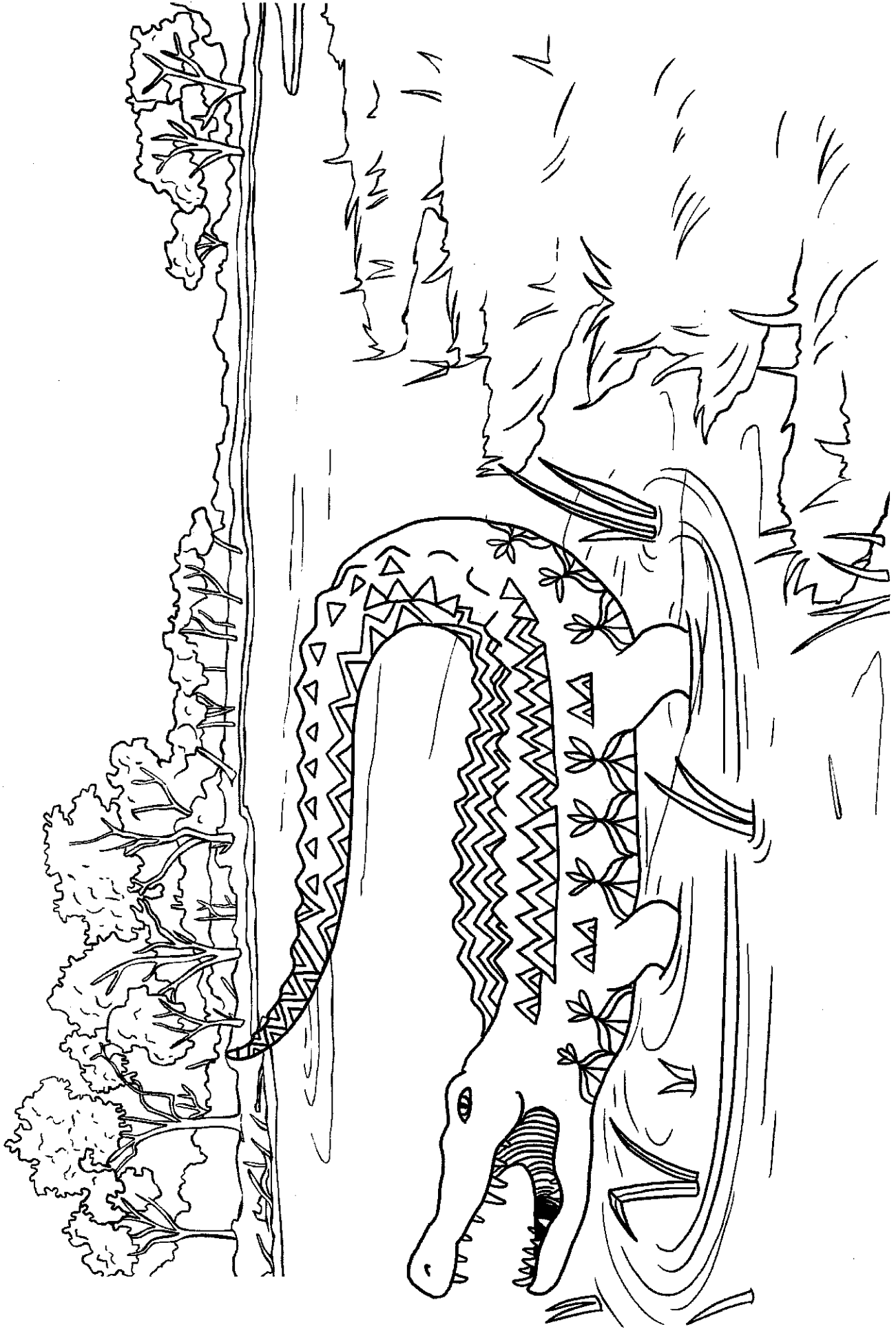
you

1. Mum said that _____ will take me to the zoo on the weekend.
2. "_____ hope I do well on the test," whispered Kate to herself.
3. Tom likes to play tennis. _____ plays three times a week.
4. "Where are _____ going?" Taylor's mum asked.
5. Put the forks and spoons away where _____ belong.
6. Kelly and Ryan are going for a ride in a hot air balloon. _____ floats up into the sky and _____ feel like birds looking down on everything.
7. If my friends and I eat blue ice blocks, _____ get blue lips.

Instructions: Read the sentences. Correct the pronoun errors (underlined). Write each sentence correctly in your exercise book.

1. Mr Swan is my teacher this year. She is great!
2. Cats are quite clever. If you fall, you fall on their feet.
3. I gave Sue a T-shirt for her birthday. He loved it!





Kakadu National Park

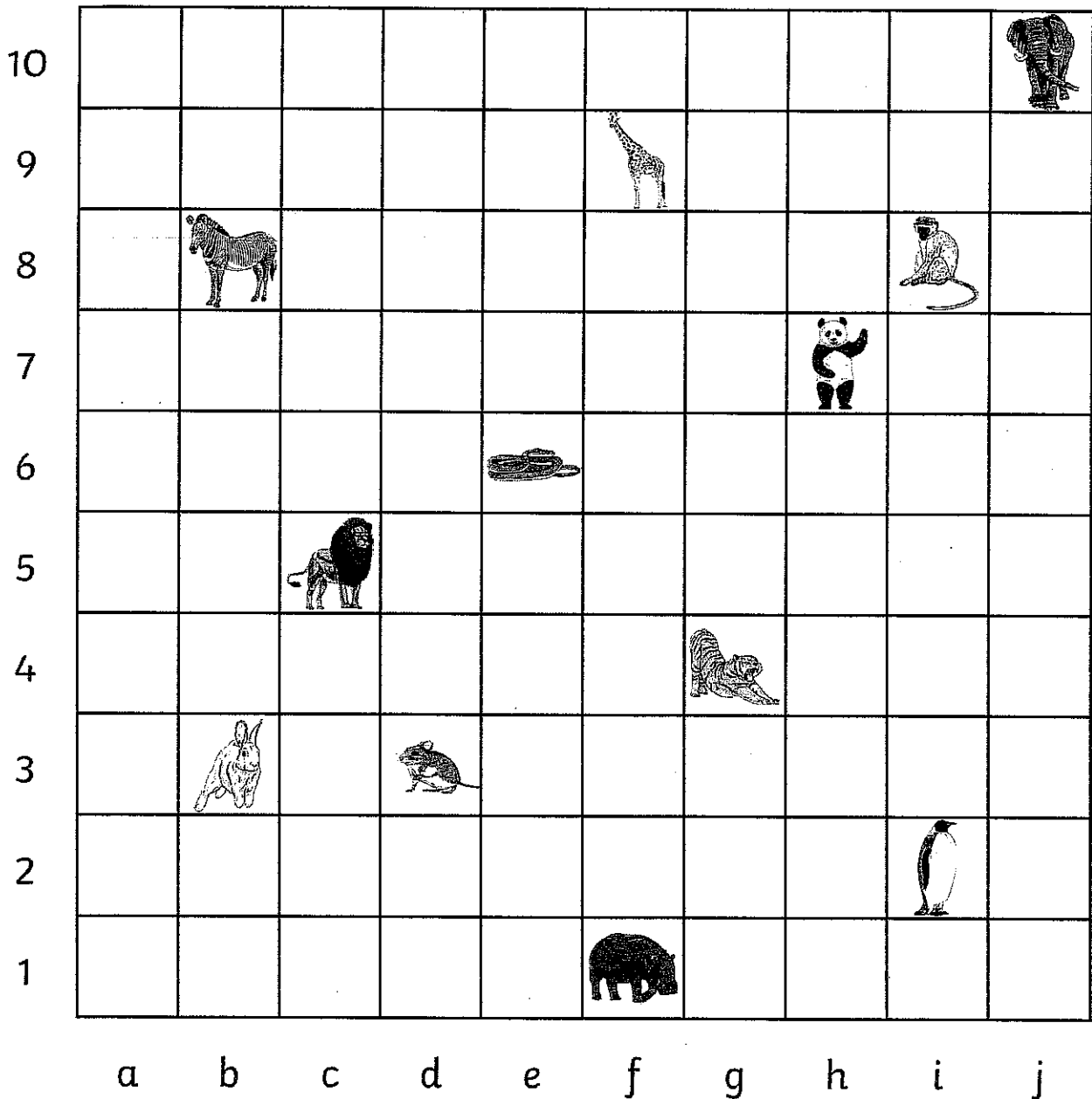
Kakadu National Park is near Darwin

in the Northern Territory.

Many rare plants and animals can be found in Kakadu.

The crocodile, quoll, bandicoot, tree rat and brolga are just some of the animals that can be found in Kakadu.

Animal Grid References








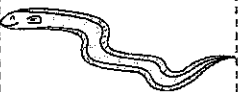
Write the coordinates of each animal.

Zebra _____	Panda _____	Giraffe _____
Mouse _____	Snake _____	Penguin _____
Tiger _____	Lion _____	Elephant _____
Hippo _____	Monkey _____	Rabbit _____

Starry-Eyed Stan Grid References

Cut out the pictures at the bottom of this sheet. Then, read their grid references and plot them on the grid.

5					
4					
3					
2					
1					
	A	B	C	D	E

	(E, 2)		(B, 5)		(D, 4)
	(C, 1)		(A, 2)		(E, 3)