



Term 3 – Week 2

Year 1

Monday 19th July 2021

Daily Task

Are you able to help put the rubbish into the correct bins?



Spelling Task 1

Step 1: Practise reading set 1 tricky words without hesitation to an adult or older sibling.

Step 2: Read the sentences to an adult or older sibling **or** read the sentences with an adult or older sibling.

Time for tricky words

| | | |
|------|-----|-----|
| said | are | her |
| he | she | we |

1. We are not sad.
2. She cut her leg.
3. He fed the dog.
4. Her hat is in her bag.
5. "Look at the cat," said Dan.
6. Kim and Ben are fit.
7. Is he on the bus yet?
8. She said, "We had fun in the sun."



Tricky Word Practice Laps (Sets 1-5)



| | | | | | | |
|----|------|--------|--------|------|-------|--------|
| 1. | said | are | her | was | you | very |
| 2. | put | have | were | then | there | they |
| 3. | here | what | want | some | where | should |
| 4. | saw | friend | school | your | again | home |
| 5. | who | many | any | love | says | over |

Practice reading all your tricky words.

Spelling Task 2

Snakes and Ladders Task 3

16 Snakes and Ladders

| | | | | | | | | |
|------------|------|-------|-------|-------|-------|--------|-----|-------|
| 18 | red | 17 | win | 16 | fox | 15 | dug | |
| 10 | best | 11 | flip | 12 | stamp | strict | 14 | doll |
| 9 | fuzz | 8 | stack | shock | 6 | when | 5 | much |
| START → | 1 | think | 2 | took | 3 | spoon | 4 | clang |

Instructions: Take turns to roll the dice and move your counter. Read the word on your landing square. If you land at the bottom of a ladder and read the word correctly, move your counter up the ladder. If you land at the top of a snake, slide down the snake. First to the end is the winner.

On the Mat

Task 4

See Mr Dunn's post on class story for your On the Mat lesson.

Name: _____

Instructions: Trace, read and then write each word.

love says over

love says over

Instructions: Fill in the missing word and read the sentence.

over

love

says

1. I _____ my little teddy bear.
2. The dog _____ jumped the cat.
3. My mum always _____ I am good.

Spelling Task 5

Complete the following activities.

Rainbow Write

Carefully colour in the word LOVE in rainbow colours.

love

Take a photo of your work and send it to your teacher on ClassDojo for marking and feedback

Handwriting

Complete the following handwriting activity. Don't forget to take your time and practise writing on the lines provided

Take a photo of your work and send it to your teacher on ClassDojo for marking and feedback

Initial.Lit-1 'ai' (rain) Name: _____

ai

rain

Trace

ai ai ai ai

Write

ai xx xx xx

Trace and write

rain brain

wait hail

Rainbow Letters

Colour

rain

© 2018 MultiLit Pty Ltd MultiLit



Crunch and Sip

Take a 10 minute break.

Eat some fruit or veggies and move
your body.


Reading- Making predictions

Task 1

We are learning to (WALT): make predictions before reading.

What I'm looking for (WILF): I can use the title and pictures to help predict what might happen in the story.

Let's look at the front cover and title to help use predict what might happen in this story. Where do you think the story is set? What is the story about?



Before you listen to the story draw and/or write 1 - 2 sentences about what you think the story will be about. Don't forget to write super sentences.

Take a photo of your work and send it to your teacher on ClassDojo for marking and feedback

A Super Sentence ...
... starts with a capital letter

A B C D E

A Super Sentence ...
... tells us about someone or something



A Super Sentence ...
... ends with a full stop

Sam has a black cat. ✓

A Super Sentence ...
... must make sense



Prediction Before Reading Mind Map

I am learning to make predictions before I read, using the title and pictures.

Book Title: _____

I think this story will be about...



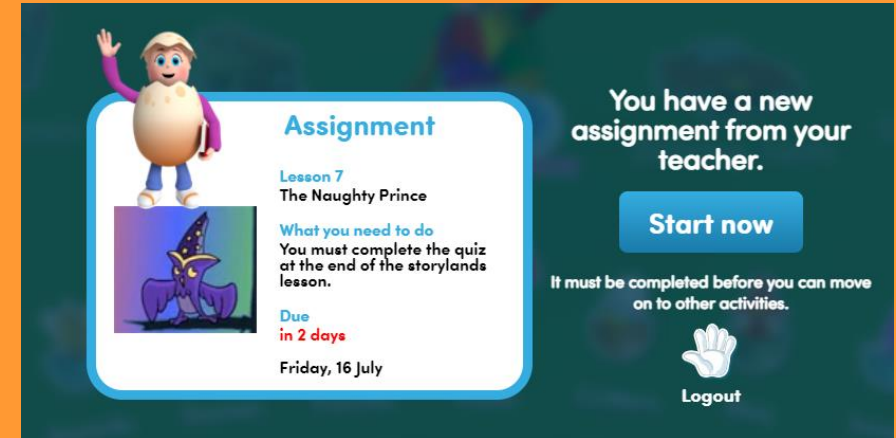
Reading Eggs

Task 2

Step 1: Log into Reading Eggs



Step 2: Click start now



Step 3: Complete activities 1-4




Writing Task 3

- We are learning to (WALT): Write super sentences
- What I'm looking for (WILF):
 - I can use capital letters.
 - I can use full stops at the end of my sentence.
 - I can leave finger spaces.
 - I can write about something or someone.
 - I can check my sentences make sense.

Writing

Complete Work sheet 1 'Make your own story'

 **The Naughty Prince**

Name _____

Date _____

WORK SHEET

Not happy

Make up your own story.

Title: _____

The Prince was not happy.
The Princess had _____

The Princess was not happy.
The Prince had _____

The King was not happy.
The Prince and Princess had _____

Remember to write in full sentences.

Take a photo of your work and send it to your teacher on ClassDojo for marking and feedback



The more
you
practice,
the better
you will get!



Reading

Read a story
or have
someone read
you a book.

Break 1

Take a break and have something to eat.

Go for a quick play outside.

(About 40 minutes)




Addition Mentals

Task 1:

Complete the following by writing into your workbook.

Take a photo of your answers and working out and send it to your teacher on ClassDojo.



Helpful Tip:

Use counters or household items to help you count.

$2 + 2 =$

$1 + 4 =$

$7 + 3 =$

$9 + 1 =$

$6 + 6 =$

$5 + 8 =$

Extension:

$17 + 3 =$

$24 + 6 =$

$46 + 3 =$

$25 + 25 =$

$82 + 20 =$

$110 + 32 =$

Math

Today we are learning about

We are learning to (WALT): Understand place value

What I'm look for (WILF):

- I can show a number using longs and shorts
- I can say how many tens and ones are in a number
- I can give the values of numerals in 2 digit numbers


Math – Whole Number Task 2 Place Value Video!

Warm up

Please watch the 4:26 video on the link

<https://www.youtube.com/watch?v=1F3AycEDksY>

Or search 'place value first grade' and click on the video pictured below:



Place Value First Grade - Tens and Ones

2.7M views • 6 years ago



Math & Learning Videos 4 Kids ✓

Come learn about Place Value for Kindergarten and First grade in this fun math video for kids. Kids learn in 1st grade and in ...

Math – Whole Number Task 3 Place Value Worksheet



In your learning pack you should have a copy of the 'How many tens and ones?' worksheet → Complete this activity and post a photo of it onto the '1D & 1T' Class Dojo.



Hands-on materials: To assist with counting you may like to use counters or household objects like pegs, lollies or cut up pieces of paper to represent these units.



Extension (Optional)

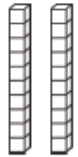

You can set up even more questions in the same style on a piece of paper by drawing tens and ones.

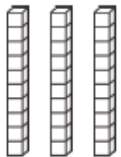

How Many Tens and Ones?

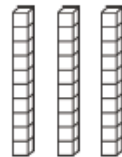

| | |
|---|---|
|  |  |
| tens | ones |
| | |

| | |
|---|---|
|  |  |
| tens | ones |
| | |

| | |
|---|---|
|  |  |
| tens | ones |
| | |

| | |
|---|---|
|  |  |
| tens | ones |
| | |

| | |
|--|---|
|  |  |
| tens | ones |
| | |

| | |
|--|--|
|  |  |
| tens | ones |
| | |



Matific Task 4


Log into Matific and complete the assigned activities. Message your teacher if you need any help logging in.

Break 2

Take a break, have some lunch and
go out to play!



ART TIME!



Creative Drawing!

Step 1: Watch this short animation film 'Not A Box'.
<https://www.youtube.com/watch?v=qXqFv610g0o>

Step 2: Brainstorm some ideas you could create from a box.
E.g. rocket, giraffe, tower, car, house, monkey.

Step 3: Think of and write down a title for drawing

Step 4: Once you have your idea and title it's time to BEGIN.

REMINDER: Begin your drawing with a box. Then build on that.

You should always be able to see the box in your drawing.

Be sure that you colour your drawing in! (unlike me)
Take a photo of your work and send it directly to ClassDojo for marking and feedback.

That's all for
today!

Thank you for all your hard work during this tough time. Tomorrow's lessons will be uploaded to Class Dojo tomorrow morning at 9:00.

Please message your teacher if you have any questions.



Term 3 – Week 2



Year 1

Tuesday 20th

July 2021

Daily Task

Help make your bed.



Spelling Task 1

Step 1: Practise reading set 1 tricky words without hesitation to an adult or older sibling.

Step 2: Read the sentences to an adult or older sibling **or** read the sentences with an adult or older sibling.

Time for tricky words

| | | |
|------|-----|-----|
| said | are | her |
| he | she | we |

1. We are not sad.
2. She cut her leg.
3. He fed the dog.
4. Her hat is in her bag.
5. "Look at the cat," said Dan.
6. Kim and Ben are fit.
7. Is he on the bus yet?
8. She said, "We had fun in the sun."



Tricky Word Practice Laps (Sets 1-5)



| | | | | | | |
|----|------|--------|--------|------|-------|--------|
| 1. | said | are | her | was | you | very |
| 2. | put | have | were | then | there | they |
| 3. | here | what | want | some | where | should |
| 4. | saw | friend | school | your | again | home |
| 5. | who | many | any | love | says | over |

Spelling Task 2

Practice reading all your tricky words.

Snakes and Ladders Task 3

16 Snakes and Ladders

| | | | | | | | | |
|-------|------|-------|-------|-------|-------|--------|-----|-------|
| 18 | red | 17 | win | 16 | fox | 15 | dug | |
| 10 | best | 11 | flip | 12 | stamp | strict | 14 | doll |
| 9 | fuzz | 8 | stack | shock | 6 | when | 5 | much |
| START | 1 | think | 2 | took | 3 | spoon | 4 | clang |

Instructions: Take turns to roll the dice and move your counter. Read the word on your landing square. If you land at the bottom of a ladder and read the word correctly, move your counter up the ladder. If you land at the top of a snake, slide down the snake. First to the end is the winner.

On the Mat

Task 4

See Mr Dunn's post on
class story
for your On the Mat lesson.


Name: _____

Rainbow write with three different colours 


love says over

Trace 


love says over

Write 


Colour love

what love like love love live love love 

Colour says

says saw says says she says said says 

Colour over

open over over your over over over many 

Spelling Task 5

Complete the following activities.

Rainbow Write

Carefully colour in the word SAYS in rainbow colours.

says

Take a photo of your work and send it to your teacher on ClassDojo for marking and feedback

Handwriting

Complete the following handwriting activity. Don't forget to take your time and practise writing on the lines provided

Take a photo of your work and send it to your teacher on ClassDojo for marking and feedback



InitialLit-1 'ay' (play) Name: _____

ay

play

Trace

ay ay ay ay

Write

ay xx xx xx xx

Trace and write

play x xx x xx x xx

way x xx clay x xx

Rainbow Letters

ay

Colour

play

© 2018 MultiLit Pty Ltd

MultiLit

The worksheet is a handwriting practice sheet for the sound 'ay'. It includes a title 'InitialLit-1' and 'ay (play)', a name field, and a large 'ay' in a blue circle. Below this is an illustration of a child playing on a slide with the word 'play' written next to it. The sheet is divided into four sections: 'Trace' with four dotted 'ay' characters on a set of three horizontal lines; 'Write' with a solid 'ay' followed by four 'xx' marks on the same lines; 'Trace and write' with two rows of dotted words ('play', 'way', 'clay') and 'x' marks on the lines; and 'Rainbow Letters' and 'Colour' sections, each with a large outline of 'ay' and 'play' respectively, and a corresponding illustration (a child on a slide) for coloring.



Crunch and Sip

Take a 10 minute break.

Eat some fruit or veggies and move
your body.

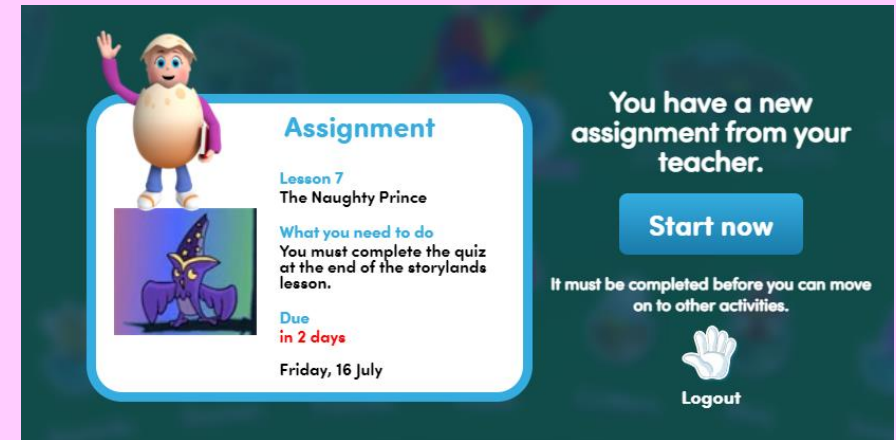
Reading Eggs

Task 1

Step 1: Log into Reading Eggs



Step 2: Click start now



Step 3: Complete activities 4-7



Reading- What's missing?

Task 2

Complete work sheet 2 and fill the gaps **OR** write the sentences and missing words in your workbook.

Take a photo of your work and send it to your teacher on ClassDojo for marking and feedback

STORYLANDS
Clinker Castle

The Naughty Prince

Name _____
Date _____

WORK SHEET 2

What's missing?

Fill in the gaps.

happy The sword was not Prince dungeon
hidden had locked

The Princess was _____ happy.

The Prince had _____ her in the tower.

The Prince was not _____.


The Princess had locked him in the _____.

The Princess _____ not happy.

_____ Prince had _____ her tiara.

The _____ was not happy.

The Princess _____ hidden his _____.



34 Copyright © Blac Publishing 2007

Reading- After the story

Task 3

WALT make a personal response to the text.

Complete the Like and Dislike activity sheet.

Did you like this story? Why/Why not?

What part did you like the most?

What part of the story did you like the least?

Remember to write in full sentences.

Writing

We are learning to (WALT): Write super sentences

What I'm looking for (WILF):

- I can use capital letters.
- I can use full stops at the end of my sentence.
 - I can leave finger spaces.
- I can write about something or someone.
- I can check my sentences make sense.

A Super Sentence ...
... starts with a capital letter

A B C D E

A Super Sentence ...
... ends with a full stop

Sam has a black cat. ✓

A Super Sentence ...
... tells us about someone or something




A Super Sentence ...
... must make sense



Writing

In your workbook write 2-3 sentences describing the naughty prince.

Remember to write in full sentences.



Take a photo of your work and send it to your teacher on ClassDojo for marking and feedback

Reading

Read a story
or have
someone read
you a book.

The more
you
practice,
the better
you will get!



Break 1

Take a break and have something to eat.

Go for a quick play outside.



Math

Task 1

Counting Warm Up!

Please click on the YouTube link below:

<https://www.youtube.com/watch?v=WHuuuh9GgP8>

Or simply search 'Jack Hartmann 1 to 30 and 30 to 1' on YouTube!



Be sure to stand up and move along with
Jack Hartmann!



Addition Mentals

Task 2

Complete the following by writing into your workbook.
Take a photo of your answers and working out and send it to your teacher on ClassDojo.

Helpful Tip:

Use counters or household items to help you count.

$1 + 2 =$

$3 + 2 =$

$4 + 3 =$

$6 + 1 =$

$3 + 6 =$

$5 + 5 =$

Extension:

$11 + 5 =$

$21 + 5 =$

$36 + 3 =$

$25 + 28 =$

Math

Today we are learning about

We are learning to (WALT): Understand place value

What I'm look for (WILF):

- I can show a number using longs and shorts
- I can say how many tens and ones are in a number
- I can give the values of numerals in 2 digit numbers

Base Ten Blocks and Number Expanders Match the Number on The Expander

Colour the blocks to match the number on the expander.

| | |
|---------------|--|
| 1 tens 2 ones | |
| 1 tens 7 ones | |
| 2 tens 3 ones | |
| 6 tens 0 ones | |
| 7 tens 5 ones | |

Challenge

Colour more blocks to match the number on the expander.

| | |
|---------------|--|
| 8 tens 2 ones | |
|---------------|--|


Helpful Tip:

Use counters or household items to help you count.

Place Value Worksheet Task 3

In your learning pack you should have a copy of the 'How many tens and ones?' worksheet ←

Complete this activity and post a photo of it onto the '1D & 1T' Class Dojo.



Matific Task 4



Log into Matific and complete the assigned activities. Message your teacher if you need any help logging in.

<https://www.matific.com/au/en-au/login-page/>

Break 2

Take a break, have some lunch and
go out to play!



Science and Technology

Rainbow Skittles

You will need:

- 1 pkt Skittles
- 1/4 cup warm water
- white plate

Activity:



Arrange the Skittles in a single row coloured pattern around the edge of the plate.

Pour over enough warm water to cover all the Skittles and the plate itself.

Watch and wait as a rainbow appears on the plate, the colours will move towards the middle and create a whirl of colour.

Reading Eggs

Optional – Students enjoy some time on reading eggs!

Log onto Reading Eggs and play online for 15 minutes. Your teachers have set you tasks to complete!

If you require their log in details please ask their teacher. Download the App.



That's all for today!

Thank you for all your hard work. You are all doing a great job! Tomorrow's lessons will be uploaded to Class Dojo tomorrow morning at 9:00.

Please message your teacher if you have any questions.

Term 3 - Week 2



Year 1

Wednesday 21st July 2021



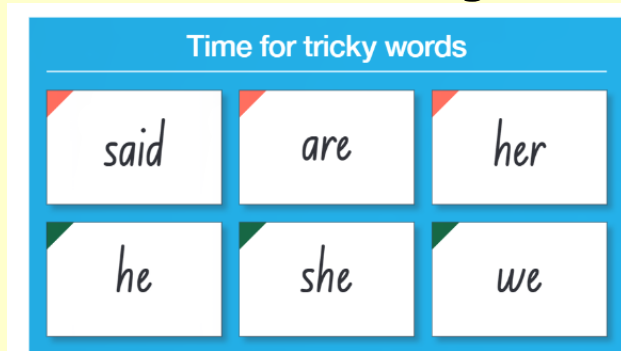
Daily Task

Help make
yourself
something to
eat.

Spelling Task 1

Step 1: Practise reading set 1 tricky words without hesitation to an adult or older sibling.

Step 2: Read the sentences to an adult or older sibling **or** read the sentences with an adult or older sibling.



1. We are not sad.
2. She cut her leg.
3. He fed the dog.
4. Her hat is in her bag.
5. "Look at the cat," said Dan.
6. Kim and Ben are fit.
7. Is he on the bus yet?
8. She said, "We had fun in the sun."



Tricky Word Practice Laps (Sets 1-5)



| | | | | | | |
|----|------|--------|--------|------|-------|--------|
| 1. | said | are | her | was | you | very |
| 2. | put | have | were | then | there | they |
| 3. | here | what | want | some | where | should |
| 4. | saw | friend | school | your | again | home |
| 5. | who | many | any | love | says | over |

Spelling Task 2

Practice reading all your tricky words.

Snakes and Ladders Task 3

16 Snakes and Ladders

| | | | | |
|--------------|------------|-------------|------------|------------|
| 18 FINISH | 18 red | 17 win | 16 fox | 15 dug |
| 10 best | 11 flip | 12 stamp | strict | 14 doll |
| 9 fuzz | 8 stack | shock | 6 when | 5 much |
| START → | 1 think | 2 took | 3 spoon | 4 clang |

Instructions: Take turns to roll the dice and move your counter. Read the word on your landing square. If you land at the bottom of a ladder and read the word correctly, move your counter up the ladder. If you land at the top of a snake, slide down the snake. First to the end is the winner.

On the Mat

Task 4

See Mr Dunn's post on class story for your On the Mat lesson.



Name: _____

Instructions: Trace each word three times using different colours. Say the letter names as you trace.


who many any

Instructions: Choose the correct tricky word and write it in the space. Draw a picture about one of the sentences.

1. There are _____ toys in the toybox.

2. _____ is your teacher?

3. Do you have _____ money?

Draw 

Instructions: Use each word in your own sentences.

who: _____

many: _____

any: _____

Spelling Task 5

Complete the following activities.

Rainbow Write

Carefully colour in the word SAYS in rainbow colours.

over

Take a photo of your work and send it to your teacher on ClassDojo for marking and feedback

Handwriting

Complete the following handwriting activity. Don't forget to take your time and practise writing on the lines provided

Take a photo of your work and send it to your teacher on ClassDojo for marking and feedback

Initials-1 'ea' (leaf) Name: _____

  leaf

Trace 



Write 



Trace and write 






Rainbow Letters  Colour 


 


© 2018 MultiLit Pty Ltd 


Initials-1 'ee' (tree) Name: _____


  tree

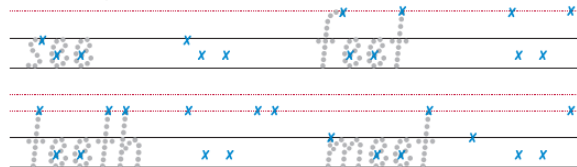
Trace 







Write 





Trace and write 



Rainbow Letters  Colour 

© 2018 MultiLit Pty Ltd 



Crunch and Sip

Take a 10 minute break.

Eat some fruit or veggies and move
your body.

Reading sentences

Task 1

1. *The red fox hid in the den.*
2. *Kim had to run for the bus.*
3. *“Max, go to bed!” said Mum.*
4. *Have you fed the pup yet?*
5. *Bob quit his job.*
6. *What did Gus win?*
7. *The tin cup is in Jen’s bag.*
8. *Can the vet fix Mog’s bad leg?*



Read the following sentences with an adult or read them independently.

Remember to read with fluency and expression.

Draw a picture to go with one of the sentences.



Reading words Task 2



We are learning to (WALT): Read new words

What I'm looking for (WILF): I can get my lips ready and say the beginning, middle and end sound.

InitialLit-1
Sounds and Words A
Lessons 5-6
CVCC, CCVC, CCVCC, CCCVC – reading words

| | | | | | |
|--|-------|-------|-------|-------|--------|
| | gift | span | lent | dust | skip |
| | plot | west | swim | fact | crop |
| | brand | stamp | slept | crust | trend |
| | frost | drank | scrub | split | sprint |

Writing

We are learning to (WALT): Write super sentences

What I'm looking for (WILF):

- I can use capital letters.
- I can use full stops at the end of my sentence.
- I can leave finger spaces.
- I can write about something or someone.
- I can check my sentences make sense.

A Super Sentence ...
... starts with a capital letter

A B C D E

A Super Sentence ...
... ends with a full stop

Sam has a black cat. ✓

A Super Sentence ...
... tells us about someone or something

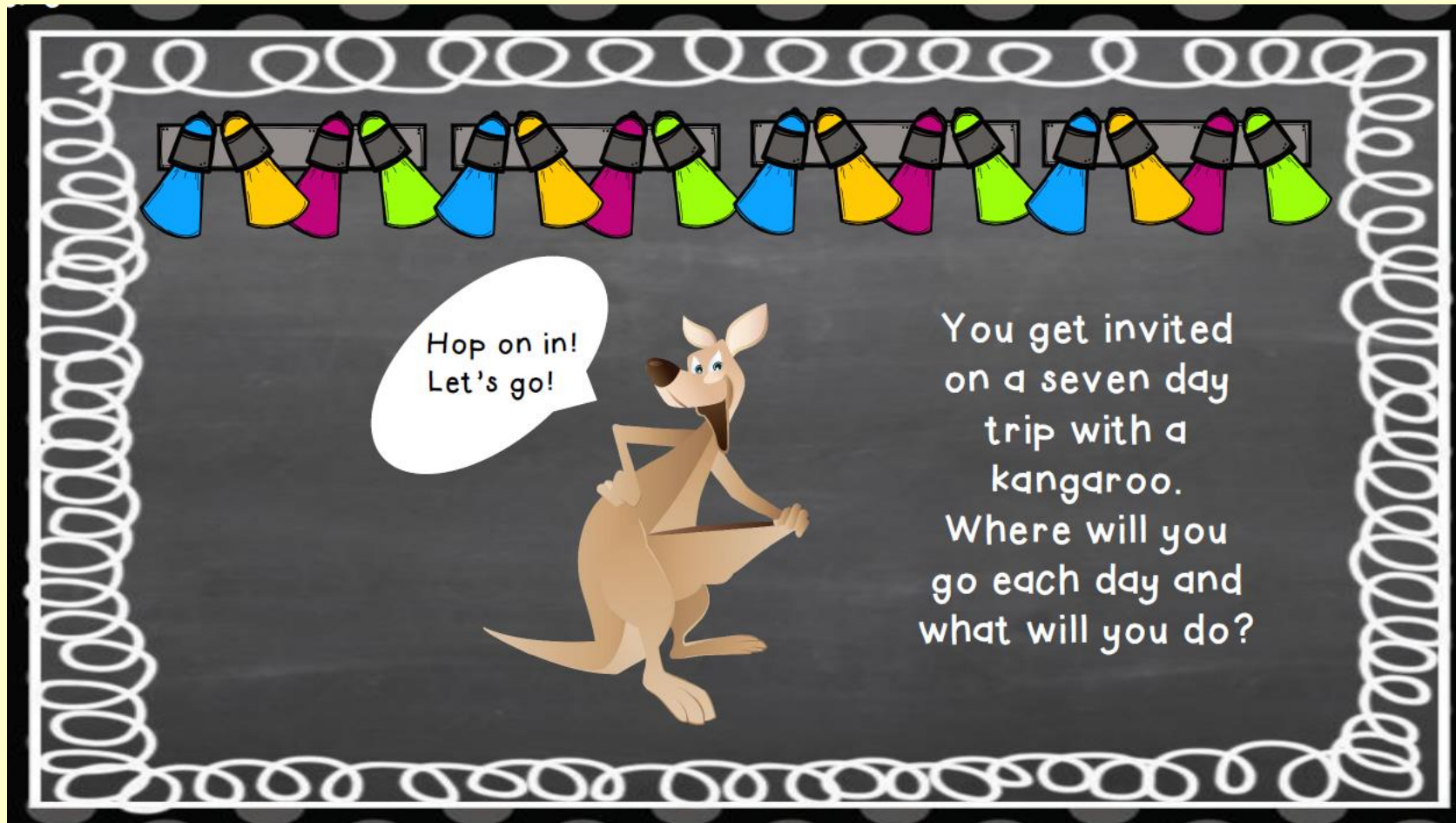


A Super Sentence ...
... must make sense



You are invited on a seven day trip with a kangaroo. Where will you go each day and what will you do? Write a letter sharing your adventures.

Answer the question in your book. Don't forget to write in full sentences.



Like this...

This an example showing the format of a letter. This letter is about a different topic. You are writing a letter about your trip with a kangaroo.

Letter Writing format

(Start with a greeting.)
Dear _____,

(Include the date at the top.)
March 7, 2011

Introduce yourself and state why you are writing the letter.

Explain your ideas next.
(Write about the school rules).

Conclude the letter by thanking the reader.

Sincerely,

(End with a closing and your name)

Don't forget to
check your
writing makes
sense.

Send a photo of
your work to your
teacher for
marking and
feedback





The more
you
practice,
the better
you will get!

Reading

Read a story
or have
someone read
you a book.

Break 1

Take a break and have something to eat.

Go for a quick play outside.



Math Task 1

- Counting- Jack Hartman video

Addition Mentals

Task 2

Complete the following by writing into your workbook.
Take a photo of your answers and working out and send it to your teacher on ClassDojo.



Helpful Tip:

Use counters
or household
items to help
you count.

$2 + 2 =$ $1 + 4 =$

$7 + 3 =$ $9 + 1 =$

$6 + 6 =$ $5 + 8 =$

Extension:

$17 + 3 =$

$24 + 6 =$

$46 + 3 =$

$25 + 25 =$

$82 + 20 =$

$110 + 32 =$

Math questions Task 3

Answer the following questions in your book:

1. Write the long date in your book.
2. Write the number thirty five.
3. Order these numbers from smallest to largest: 19, 39, 2, 10, 21, 38, 13.
4. Complete: 5th, 6th, 7th, _____, _____.
5. Draw the 50c and \$1 coin.
6. What number is between 23 and 25?
7. What number comes before 17?
8. What number comes after 22?
9. What month comes after July?
10. $10 + 6 =$



Math

Today we are learning about

We are learning to (WALT):

What I'm look for (WILF):

- I can
- I can
- I can

Math – Whole Number

Task 4

Draw the following ‘groups of’
in your workbook.

5 groups of 3 =

3 groups of 4 =

2 groups of 6 =

3 groups of 7 =



Matific Task 5

Log into Matific and complete the assigned activities. Message your teacher if you need any help logging in.

<https://www.matific.com/au/en-au/login-page/>

Break 2

Take a break, have some lunch and
go out to play!



Reading Eggs

Log into Reading Eggs and complete the lessons. Message your teacher if you need any help logging in.



Geography

WALT: Describe features of places as natural or human.

WILF:

- I can order features into natural or human
- I can describe natural features
- I can describe human made features

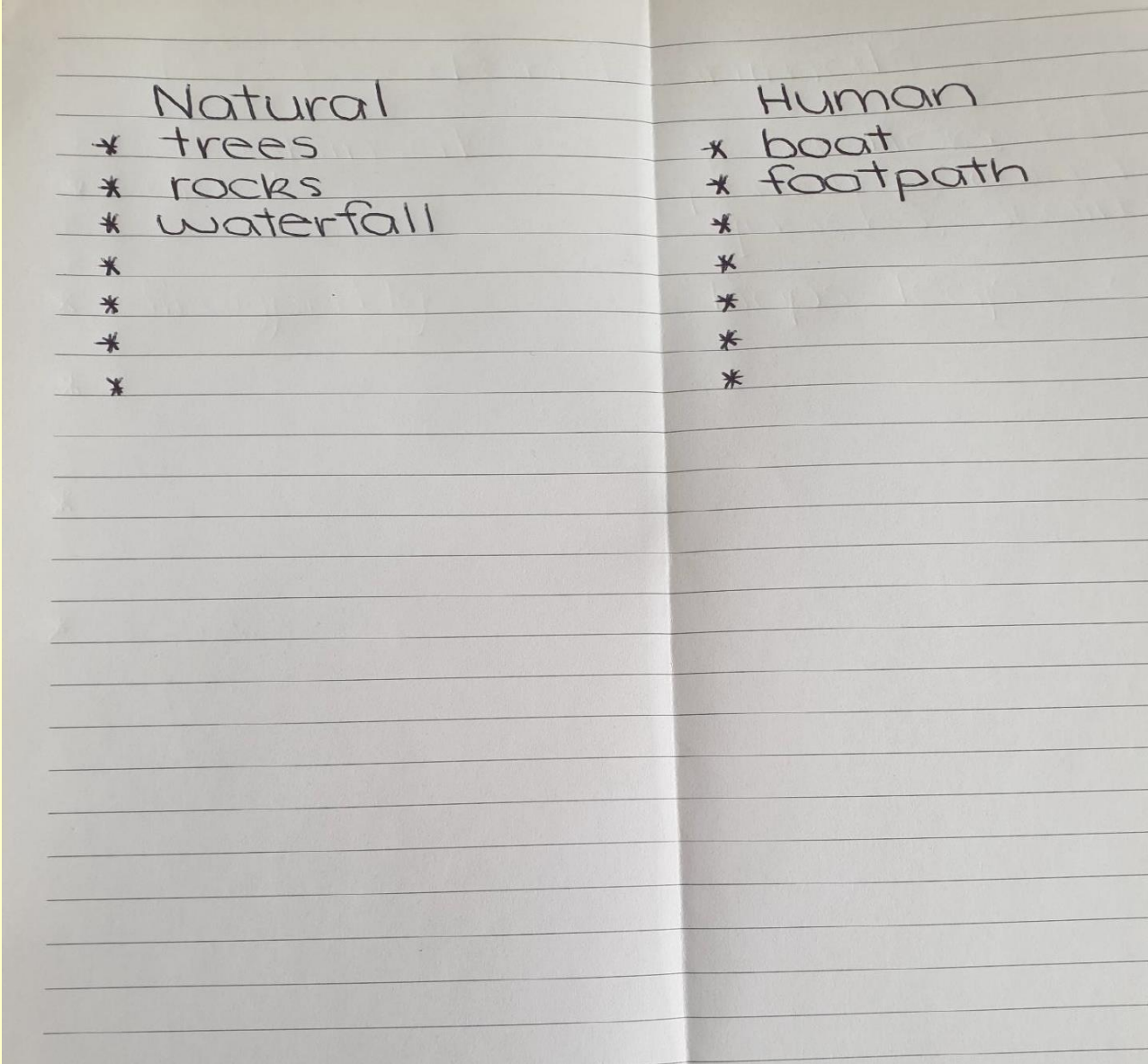
Step 1: Watch the short clip explaining features of places.

<https://www.youtube.com/watch?v=mXh8e2m6qSM>

Step 2: View the photographs below of both human and natural features. Order the features from the photos into columns named natural and human.



Like this...



Step 3: Draw a picture of your backyard and label the natural and human features. See attached example.

Like this...



Step 4: Take a photo of your work and send it to your teacher for marking and feedback

That's all for today! Thank you for all your hard work during this tough time. Tomorrow's lessons will be uploaded to Class Dojo tomorrow morning at 9:00. **Please message your teacher if you have any questions.**

You are all doing such a great job. We are all very proud of you!

Term 3

Week 2

Year 1

Thursday 22nd

July 2021





Daily Task

Dress yourself today!

Spelling Task 1

Step 1: Practise reading set 2 tricky words without hesitation to an adult or older sibling.

Step 2: Read the sentences to an adult or older sibling **or** read the sentences with an adult or older sibling.



| Time for tricky words | | |
|-----------------------|------|------|
| was | you | very |
| to | that | his |

1. Did you drop that?
2. His cap was very wet.
3. She was lost in the fog.
4. The sand was very hot.
5. Fred felt very sick.
6. I told you to rest.
7. That is his best hat.
8. "You must go to bed," said Dad.



Tricky Word Practice Laps (Sets 1-5)



| | | | | | | |
|----|------|--------|--------|------|-------|--------|
| 1. | said | are | her | was | you | very |
| 2. | put | have | were | then | there | they |
| 3. | here | what | want | some | where | should |
| 4. | saw | friend | school | your | again | home |
| 5. | who | many | any | love | says | over |

Spelling Task 2

Practice reading all your tricky words.

Snakes and Ladders Task 3

16 Snakes and Ladders

| | | | | | | | | |
|------------|------|-------|-------|-------|-------|--------|-----|-------|
| 18 | red | 17 | win | 16 | fox | 15 | dug | |
| 10 | best | 11 | flip | 12 | stamp | strict | 14 | doll |
| 9 | fuzz | 8 | stack | shock | 6 | when | 5 | much |
| START → | 1 | think | 2 | took | 3 | spoon | 4 | clang |

Instructions: Take turns to roll the dice and move your counter. Read the word on your landing square. If you land at the bottom of a ladder and read the word correctly, move your counter up the ladder. If you land at the top of a snake, slide down the snake. First to the end is the winner.

On the Mat

Task 4



See Miss Taylor's post on class story for your On the Mat lesson.

This lesson will be split into two videos 'On the Mat, lesson 38 part 1' and 'On the Mat, lesson 38 part 2'. You will need your workbook and activity 4 paragraph work worksheet.

On the Mat

Verbs

List some action verbs.

Activity 1: Review
Step 13

InitialLit-1

Verbs, verbs are action words. (repeat)

If you're doing something, use a ... **verb!**

_____, _____, _____'s a verb, (repeat)

_____, _____, _____'s a verb. (repeat)

Action words, action words.

What are they called?

They're called **verbs!**

On the Mat

Activity 4 answering questions

We are learning to (WALT): answer questions about the text.

What I'm look for (WILF):

I can listen carefully to the text.

I can think about the questions.

I can find the answers in the text.

1. What can the author see from the bedroom window.
2. What happens when it rains?
3. What appears after the rain?
4. What can you see outside your bedroom window.

Like this...

1. The author can see ...
2. When it rains ...
3. ... appears after the rain.
4. I can see ... outside my bedroom window.



Answer the questions in your workbook as shown above.

Don't forget to write your answers in full sentences.

Send a photo of your work to your teacher for marking and feedback.

Homophones

Two, to or too?

Are you going _____ the fair?

There are only _____ places left!

There are _____ many people in here.



New or knew?

I _____ you would do that!

Do you like my _____ shorts?

This car is brand _____.



Blue or blew?

The wind _____ really hard.

My favourite colour is _____.

Is that _____?



So or sew?

I couldn't climb over it, _____ I went around it.

Do you know how to _____?



Sea or see?

Can you _____ me?

There's nothing to _____ here.

The ship sailed across the _____.



Sun or son?

The _____ is going down.

My _____ plays football really well!

The _____ shines really brightly.



Spelling Task 5

Complete the following activity.

Take a photo of your work and send it to your teacher on ClassDojo for marking and feedback



Handwriting

Complete the following handwriting activity. Don't forget to take your time and practise writing on the lines provided

Take a photo of your work and send it to your teacher on ClassDojo for marking and feedback

InitialLit-1 'oa' (boat) Name: _____

oa  boat

Trace 

oa oa oa oa

Write 

oa x x x x

Trace and write 

boat x x x x x x x x


boat x x x x x x x x

Rainbow Letters  Colour 

boat

© 2018 MultiLit Pty Ltd 



Crunch and Sip

Take a 10 minute break.

Eat some fruit or veggies and move
your body.

Reading sentences

Task 1

Read the following sentences with an adult or read them independently.

Remember to read with fluency and expression.

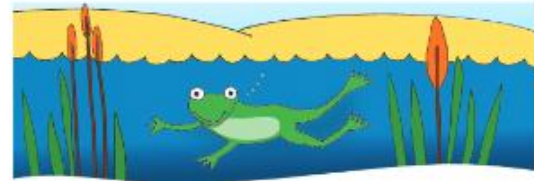
Draw a picture to go with one of the sentences.

Sentences can be found on the next slide.



Reading sentences Task 1

1. You must not drop the list in the sand.
2. Can you help me lift this big box?
3. The frogs swam in the pond.



4. Meg had a cold drink.
5. Brad went into his tent to rest.
6. Fred has big plans for his next trip.
7. Do not stand on my best hat!
8. Miss Prim is very strict.

Reading words Task 2

We are learning to (WALT): Read new words

What I'm looking for (WILF): I can get my lips ready and say the beginning, middle and end sound.

InitialLit-1
Sounds and Words A
Lessons 5-6
CVCC, CCVC, CCVCC, CCCVC – reading words



| | | | | |
|-------|-------|-------|-------|--------|
| gift | span | lent | dust | skip |
| plot | west | swim | fact | crop |
| brand | stamp | slept | crust | trend |
| frost | drank | scrub | split | sprint |

Writing

We are learning to (WALT): Express our opinion

What I'm looking for (WILF):

- I can use capital letters.
- I can use full stops at the end of my sentence.
 - I can leave finger spaces.
- I can write about something or someone.
 - I can check my sentences make sense.
 - I can explain why I like inside/outside.
- I can use transition words such as, firstly, second, next, finally, also.

A Super Sentence ...
... starts with a capital letter

A B C D E

A Super Sentence ...
... ends with a full stop

Sam has a black cat. ✓

A Super Sentence ...
... tells us about someone or something



A Super Sentence ...
... must make sense



Do you like to be inside or outside the best? Why?
I like _____ more than _____. This is because...

Answer this question in your book. You need to give 3 reasons why you chose it. Have a look at your teacher's example on the next page.

Week 4



Do you like to be inside or outside the best? Why?



I like _____ more than _____.
This is because...

Like this...

I answered a different question. This is to show you what your work should look like.

Do you like the sun or the rain best? Why?

I like the rain more than the sun. This is because I enjoy splashing in the puddles and dancing in the rain. Another reason why I like the rain more than the sun is because the pitter patter sound of the raindrops is relaxing. Finally, the last reason why I like the rain more than the sun is because when it rains, I cosy up with a blanket and watch my favourite movies.

Don't forget
to check your
writing
makes sense.

Send a photo of
your work to your
teacher for
marking and
feedback.





The more
you
practice,
the better
you will get!

Reading

Read a story
or have
someone read
you a book.

Break 1

Take a break and have something to eat.

Go for a quick play outside.





The Counting by Twos Song | Counting Songs | Scratch Garden

6.2M views • 6 years ago



Go up into space as you count up by twos with a dog and a song on a crazy rocket cruise! The Counting by Twos song teaches ...

CC

Math Task 1

Skip counting warm up video

Click on the YouTube link below:

<https://www.youtube.com/watch?v=GvTcpfSnOMQ&t=2s>

Or search 'counting by two' and click on the video pictured above:

Subtraction Mentals Task 2

Complete the following by writing into your workbook.

Take a photo of your answers and working out and send it to your teacher on *ClassDojo*.

Helpful Tip:

Use counters or household items to help you count.

$5 - 2 =$

$6 - 4 =$

$7 - 1 =$

$9 - 5 =$

$8 - 6 =$

$8 - 8 =$

Extension:

$12 - 3 =$

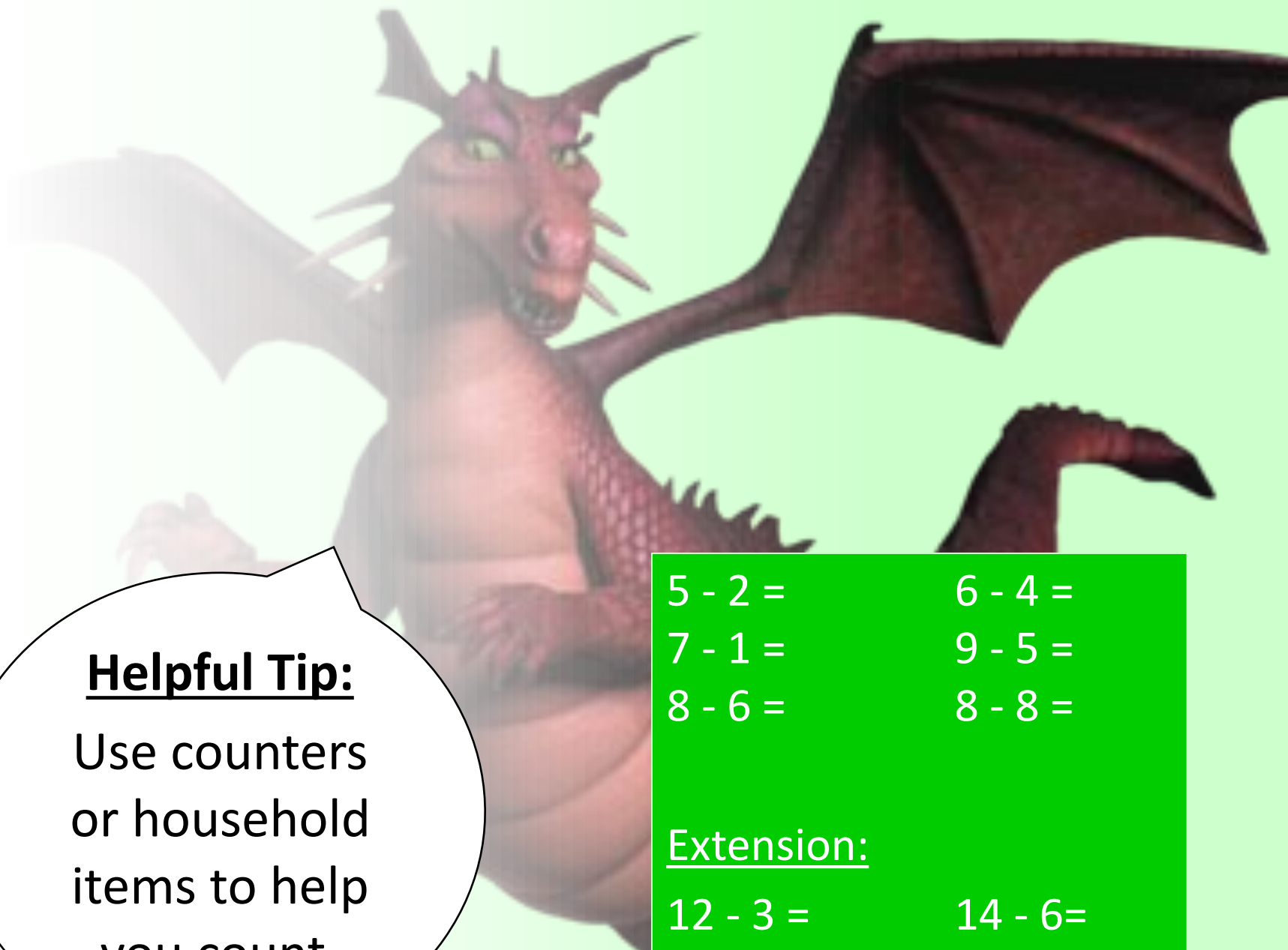
$14 - 6 =$

$36 - 13 =$

$35 - 25 =$

$52 - 20 =$

$90 - 30 =$



Math

Today we are learning about

We are learning to (WALT): Understand place value

What I'm look for (WILF):

- I can show a number using longs and shorts
- I can say how many tens and ones are in a number
- I can give the values of numerals in 2 digit numbers

Math questions

Task 3



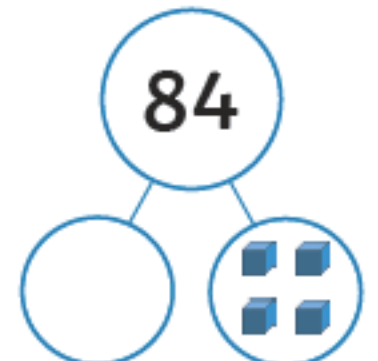
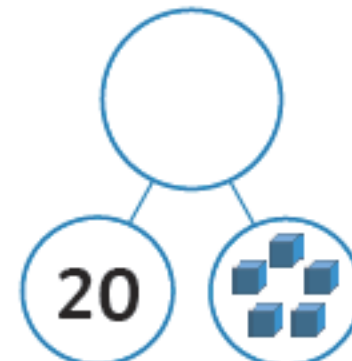
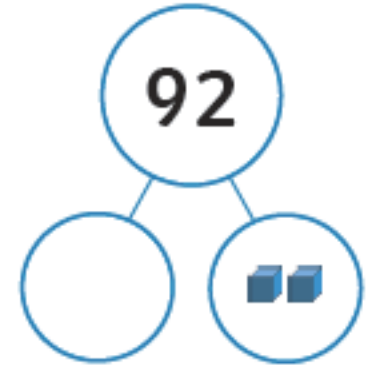
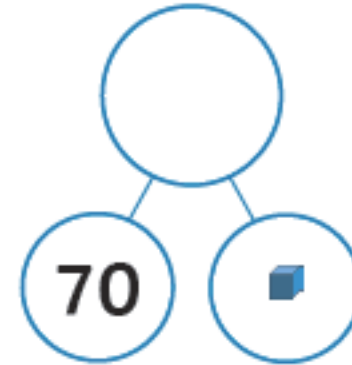
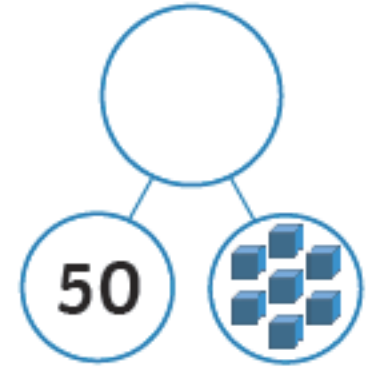
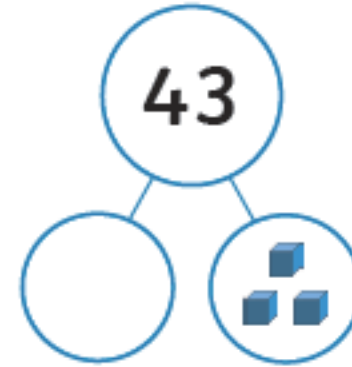
In your workbook, draw and complete these circles by adding the missing number.

Post a photo of it onto the '1D & 1T' Class Dojo.

If these are too difficult, do the same but with numbers in between 10-20 😊

Tens and Ones

Complete the part-part-whole pictures by adding the missing number.





Matific Task 4

Log into Matific and complete the assigned activities. Message your teacher if you need any help logging in.

Break 2

Take a break, have some lunch and
go out to play!



PDHPE- Health

We are learning to (WALT): Describe our own strengths and achievements and identify how these contribute to our personal identity.

What I'm looking for (WILF):

- I describe my unique qualities and strengths.



PDHPE- Health

Step 1: Trace your hand and fill it with words and pictures that are all about you. Some ideas could include something you are good at or have the ability to do well.

Step 2: Next draw a picture of your ability inside the hand (on the palm). Some ideas could include reading, dancing, singing, drawing, art, construction like Lego, sport, maths, cooking, looking after a family member, playing with friends and family.

Step 3: Colour in the hand with your favourite colour.



A vibrant scene from the animated movie Shrek. Shrek, a large green ogre, is the central figure, smiling broadly. He wears a brown crocheted vest over a white tunic. Behind him, Princess Fiona, a woman with short red hair, looks on. To the left, Donkey, a brown donkey, is visible. In the foreground, Puss in Boots, a small cat in a yellow hat, is holding a gingerbread man. The background is a lush, green forest with tall trees and a misty atmosphere.

Reading Eggs

Log into Reading Eggs and complete the some of lessons (15 minutes). Message your teacher if you need any help logging in.

That's all for today! Thank you for all your hard work, your work is looking FANTASTIC! The next lesson will be uploaded to Class Dojo tomorrow morning at 9:00.

Please message your teacher if you have any questions.



Term 3 –
Week 2

Year 1
Friday
23th July
2021





Daily Task

Put some dirty clothes into the washing basket.

Spelling Task 1

Step 1: Practise reading set 2 tricky words without hesitation to an adult or older sibling.

Step 2: Read the sentences to an adult or older sibling **or** read the sentences with an adult or older sibling.



1. Did you drop that?
2. His cap was very wet.
3. She was lost in the fog.
4. The sand was very hot.
5. Fred felt very sick.
6. I told you to rest.
7. That is his best hat.
8. "You must go to bed," said Dad.

Spelling Task 2

LOOK SAY COVER WRITE CHECK

Time for tricky words

said

are

her

he

she

we

Time for tricky words

was

you

very

to

that

his

LOOK SAY COVER WRITE CHECK

- **LOOK** at the word you want to learn, and I mean *really* look. Which bits of the spelling are easy and which are not so obvious?
- **SAY** the word, while looking at it. Is the spelling a reflection of the sound? If not what is different?
- **COVER** the word with your hand, a piece of paper, the cat or whatever. Close your eyes and try to 'see' the word in your head.
- **WRITE** it in your work book.
- **CHECK** your spelling by uncovering the word and comparing it with your spelling. Check it letter by letter. If it's wrong, start again; if it's right, give yourself a clap!



Tricky Word Practice Laps (Sets 1-5)



| | | | | | | |
|----|------|--------|--------|------|-------|--------|
| 1. | said | are | her | was | you | very |
| 2. | put | have | were | then | there | they |
| 3. | here | what | want | some | where | should |
| 4. | saw | friend | school | your | again | home |
| 5. | who | many | any | love | says | over |

Spelling Task 3

Practice reading all your tricky words.

Snakes and Ladders Task 4

16 Snakes and Ladders

| | | | | | | | | |
|-------|------|-------|-------|-------|-------|--------|-----|-------|
| 18 | red | 17 | win | 16 | fox | 15 | dug | |
| 10 | best | 11 | flip | 12 | stamp | strict | 14 | doll |
| 9 | fuzz | 8 | stack | shock | 6 | when | 5 | much |
| START | 1 | think | 2 | took | 3 | spoon | 4 | clang |

Instructions: Take turns to roll the dice and move your counter. Read the word on your landing square. If you land at the bottom of a ladder and read the word correctly, move your counter up the ladder. If you land at the top of a snake, slide down the snake. First to the end is the winner.

Rainbow write with three different colours ✍


your again home

Trace ✍


your again home

Write ✍


Colour your

your you want your your very your your 

Colour again

have again again are again put again again 


Colour home

home have home home said then home there 

Spelling Task 5

Complete the following activity.

Take a photo of your work and send it to your teacher on ClassDojo for marking and feedback



Handwriting

Complete the following handwriting activity. Don't forget to take your time and practise writing on the lines provided

Take a photo of your work and send it to your teacher on ClassDojo for marking and feedback

InitialLit-1 'ow' (snow) Name: _____

Trace 



Write 



Trace and write 




Rainbow Letters 



Colour 



© 2018 MultiLit Pty Ltd 



Crunch and Sip

Take a 10 minute break.

Eat some fruit or veggies and move
your body.

Reading sentences

Task 1

Read the following sentences with an adult or read them independently.

Remember to read with fluency and expression.

Draw a picture to go with one of the sentences.

Sentences can be found on the next slide.



Reading sentences Task 1

CHALLENGE!

Time yourself and see how quickly you can read the 'Just Say It!' words.

So Can I

A dog can swim, and so can I.

A pig can grunt, and so can I.

An ant can lift, and so can I.

What can animals do that we cannot do?

How far can you jump?



Can you spin a web?



Look up at our nest!



Where is your trunk?



Just Say It!



stop

hand

just

must

help



went

from

skip

best

lost

Reading words Task 2

We are learning to (WALT): Read new words

What I'm looking for (WILF): I can get my lips ready and say the beginning, middle and end sound.

InitialLit-1
Sounds and Words A
Lessons 5-6
CVCC, CCVC, CCVCC, CCCVC – reading words



| | | | | |
|-------|-------|-------|-------|--------|
| gift | span | lent | dust | skip |
| plot | west | swim | fact | crop |
| brand | stamp | slept | crust | trend |
| frost | drank | scrub | split | sprint |



Reading Eggs

Log into Reading Eggs and complete some of the lessons (15 minutes). Message your teacher if you need any help logging in.

Writing

We are learning to (WALT): Write a recount.

What I'm looking for (WILF):

- I can use capital letters.
- I can use full stops at the end of my sentence.
 - I can leave finger spaces.
- I can write about something or someone.
- I can check my sentences make sense.

A Super Sentence ...
... starts with a capital letter

A B C D E

A Super Sentence ...
... ends with a full stop

Sam has a black cat. ✓

A Super Sentence ...
... tells us about someone or something



A Super Sentence ...
... must make sense



Writing

Write a recount of your holidays or weekend. Remember, a recount is something that actually happened.

- What did you do?
- Where did you go?
- Who did you go with?
- When did you do it?
- Why did you go there?
- How did you get there/How did you feel?
- Draw a picture under your writing.

Don't forget to
check your
writing makes
sense.

Send a photo of
your work to your
teacher for
marking and
feedback



Reading

Read a story
or have
someone read
you a book.

The more
you
practice,
the better
you will get!



Break 1

Take a break and have something to eat.

Go for a quick play outside.



Math Task 1



The Counting by Fives Song | Counting Songs | Scratch Garden

6.6M views · 5 years ago



Scratch Garden ✓

<https://www.patreon.com/scratchgarden> << The Counting by Fives song teaches skip counting by 5. If you are learning to count ...

CC

Skip counting warm up video

Click on the YouTube link below:

https://www.youtube.com/results?search_query=counting+by+five

Or search 'counting by five' and click on the video pictured above:

Math

Today we are learning about

We are learning to (WALT): Understand place value

What I'm look for (WILF):

- I can say how many tens and ones are in a number
- I can give the values of numerals in 2 digit numbers



Helpful Tip:

Use counters or household items to help you count.

$3 - 2 =$

$2 + 4 =$

$5 - 3 =$

$6 + 5 =$

$9 - 5 =$

$6 + 8 =$

Extension:

$15 - 2 =$

$11 + 9 =$

$26 - 10 =$

$15 + 27 =$

$62 - 25 =$

$60 + 55 =$

Subtraction and Addition Mentals Task 2

Complete the following by writing into your workbook.

Take a photo of your answers and working out and send it to your teacher on ClassDojo.

Math Task 3: Number Hunt

It's Friday!

Take a short walk with your child around the neighbourhood. Look for one and two digit numbers and have your child read them out loud. You may want your child to record the numbers that he or she sees in your workbook.

Once you return discuss each number and ask how many ones and tens are in the number. What is the largest number you can find?
What is the smallest number?



Matific Task 4

Log into Matific and complete the assigned activities. Message your teacher if you need any help logging in.

Break 2

Take a break, have some lunch and
go out to play!



PDHPE - Sport

We are learning to (WALT):

Move our body in different ways.

What I'm looking for (WILF):

I can walk, run, gallop, leap, skip and hop.

PDHPE - Sport

Step 1: Find a safe place to practice the movement skills.

Step 2: Walk around the backyard (or chosen area).

Change direction and pace. Walking quickly and walking slowly, turning left or right.

Step 3: Run around the backyard (or chosen area).

Change direction and pace.

Step 4: Gallop around the backyard (or chosen area).

Change direction and pace.

Step 5: Leap around the backyard (or chosen area).

Change direction and pace.

Step 6: Skip around the backyard (or chosen area).

Change direction and pace.

Step 7: Hop around the backyard (or chosen area).

Change direction and pace.

Step 8: Hydrate and cool down.



**That's all
for this
week!**

Thank you for all your
hard work and
participation. Monday's
lessons will be
uploaded to Class Dojo
at 9:00am next week.
Enjoy your weekend.

