

Good Morning!

Welcome to home learning, Term 3, Week 4, Monday.

Here are today's activities. Remember to try your best!

At the end of the day please submit a couple of photos of your work on ClassDojo!

From the Kindergarten teachers, Miss Honeysett, Miss Lam and Miss McHarg

Daily Task


Have a chat with someone that you live with



Math Warm Up

Watch 'I can show numbers in so many ways' on YouTube and sing along!

<https://www.youtube.com/watch?v=IAQ2HTqTI2w>



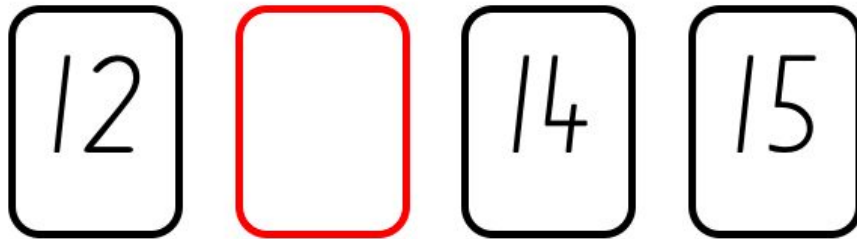
Math

We are learning to:
investigate and model groups

What I am looking for:

- I can put objects into groups
- I can explain my group to others
- I can share objects into equal groups

Counting




Fill in the missing number in your book

Multiplication

How many rows are there?

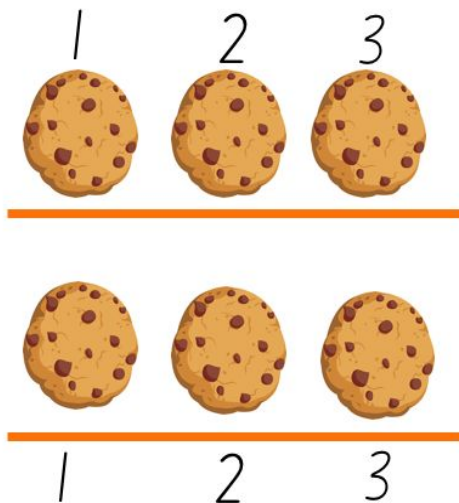


Example



There are two rows of cookies

How many cookies are in each row?



There are 3 cookies in each row.

This is an equal row because each row has the same amount of cookies.

Answer



How many rows

$$2 \text{ rows of } 3 = 6$$


How many cookies altogether?

How many cookies in each row?



Question 1a.

How many rows of lollipops can you see?




There are _____ rows



Question 1b.


How many lollipops in each row?



There are _____ lollipops
in each row _____ rows.

Question 1c.


Complete the sequence by finding the total amount of lollipops



_____ rows of _____ =

Extension 1

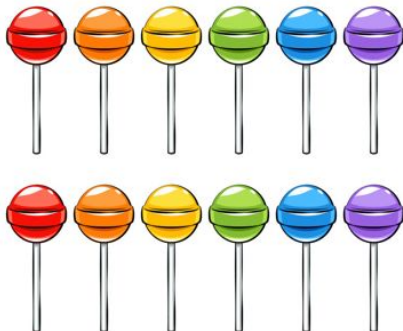
I have 3 rows of 5 apples. How many apples do I have altogether? You can draw your rows of apples to help you work the problem out!



___ rows of ___ =

Extension 2

I have 2 rows of 6 lollipops. How many apples do I have altogether? You can draw your rows of lollipops to help you work the problem out!



___ rows of ___ =

Crunch and Sip



Have a break and eat
some yummy fruit or
vegetables!



Different or Additional activity

Login to Matific and complete some activities
of your choice.



Lunch



Take a 40 minute break to have something to eat and some time to play!



Phonics



Watch Miss McHarg do an InitialLit lesson which has been posted on ClassDojo and follow along!



Spelling

We are learning to:

- Read our sight words
- Write our sight words from memory (without looking at them first)

What I am looking for:

- I can read my sight words
- I can write my sight words without copying them from the slides

Spelling

Remember: Your child needs to be able to write these words from memory. Repetition is important as it allows children to recall how to write words.

Please test your child every few days to see if they can write their words from memory. If they are not able to do this they will need to continue practising until they can write the word from memory.

Spelling

Please get your child to have a go at reading the word before they write it. They will then write the word and say it out loud, they need to repeat this process three times for each word.

<i>from</i>	<i>down</i>	<i>there</i>
<i>was</i>	<i>said</i>	<i>and</i>

Spelling

Extension sight words:

<i>before</i>	<i>could</i>	<i>have</i>
---------------	--------------	-------------

Reading


Here comes the dog.
The dog is looking for a
bone.
It is hungry.



Reading

Watch [A Tale of Two Beasts](#) read by Sarah Silverman through the Storyline Online website, or have a parent/carer tell you a story!

<https://storylineonline.net/books/tale-of-two-beasts/>



Storyline Online

Reading



Complete 10-15 minutes of Reading Eggs

Reading
eggs



Recess



Take a 30 minute break to have something to eat and some time to play!



Music

We are learning to:

Listen to music and respond by moving.

What I am looking for:

- I can identify some instruments
- I can imitate bee sounds through movements
- I can move my body



Music

1. Listen to "The Flight of the Bumblebee".
<https://www.youtube.com/watch?v=6QV1RGMLUKE>
2. Discuss with your parent/carer why this music is called "The Flight of the Bumblebee"
 - What instruments are used?
 - Do the instruments sound like a bee?
 - What would a bee flying to the music look like?
 - Is the bee fast or slow? Why is it in a hurry?
3. Listen to the music again. Close your eyes and pretend you are the bumble bee flying around.
 - What were you doing as the bee to the music?

Music



1. Watch another video of a bumblebee flying:
https://www.youtube.com/watch?v=W63cp_OrjU8



2. Listen again to "The Flight of the Bumblebee" and as the music plays, move around a safe space like a bee, using high movements, medium and low level flight, and rest on a flower to enact the bee sitting on a flower.

3. Video yourself moving like a bumblebee to the music and post it to ClassDojo!



Great work Kindergarten!



Make sure you record your learning in your learning journal and upload your work on Class Dojo if you have internet access.



Enjoy the rest of your day and stay safe.



Good Morning!

Welcome to home learning, Term 3, Week 4, Tuesday.

Here are today's activities. Remember to try your best!

At the end of the day please submit a couple of photos of your work on ClassDojo!

From the Kindergarten teachers, Miss Honeysett, Miss Lam and Miss McHarg

Daily Task

Tidy up your room!



Math Warm Up



Watch 'I can show numbers in so many ways' on YouTube and sing along!

<https://www.youtube.com/watch?v=IAQ2HTqTI2w>



Math

We are learning to:

investigate and model groups

What I am looking for:

- I can put objects into groups
- I can explain my group to others
- I can share objects into equal groups

Counting

Watch Miss Honeysett's video on counting and follow along on Class Dojo

Daily Challenge

Before After
← →

12 13 14

What number comes after 13?

• Multiplication



Example


How many rows are there?



• Example



Example

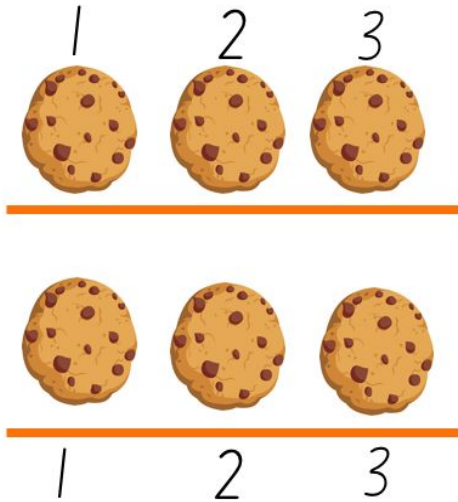


There are two rows of cookies



Example

How many cookies are in each row?



There are 3 cookies in each row.

This is an equal row because each row has the same amount of cookies.



Example



Answer



How many rows

2

rows of 3 = 6

How many cookies altogether?

3


How many cookies in each row?



Multiplication



Question 1: Write the question and answers in your book




___ rows of ___ =



Question 2




Question 1: Write the question and answers in your book



___ rows of ___ =

Extension 1

I had 4 rows of 3 apples in each. How many apples do I have altogether?



___ rows of ___ =

Multiplication

Draw 3 rows of 5 circles. How many circles are altogether?
Show me your working out.

Crunch and Sip



Have a break and eat
some yummy fruit or
vegetables!



Alternative or Additional activity

Login to Matific and complete some activities
of your choice.



Lunch

Take a 40 minute break to have something to eat and some time to play!



Phonics

Watch Miss McHarg teach an InitialLit lesson which has been posted on ClassDojo and follow along!



Spelling

We are learning to:

- Read our sight words
- Write our sight words from memory (without looking at them first)

What I am looking for:

- I can read my sight words
- I can write my sight words without copying them from the slides

Spelling

Remember: Your child needs to be able to write these words from memory. Repetition is important as it allows children to recall how to write words.

Please test your child every few days to see if they can write their words from memory. If they are not able to do this they will need to continue practising until they can write the word from memory.

Spelling

Please get your child to have a go at reading the word before they write it. They will then write the word and say it out loud, they need to repeat this process three times for each word.

<i>from</i>	<i>down</i>	<i>there</i>
<i>was</i>	<i>said</i>	<i>and</i>

Spelling

Extension sight words:

<i>before</i>	<i>could</i>	<i>have</i>
---------------	--------------	-------------

Reading

Here is a little teddy bear.

The teddy bear is on the table.


Look at the teddy bear!



Reading

Watch [When a Dragon Moves In](https://storylineonline.net/books/when-a-dragon-moves-in/) Read by Mark Duplass through the Storyline Online website, or have a parent/carer tell you a story!

<https://storylineonline.net/books/when-a-dragon-moves-in/>



Storyline Online

Reading



Complete 10-15 minutes of Reading Eggs

Reading
eggs



Recess



Take a 30 minute break to have something to eat and some time to play!



Health

We are learning to: Identify all of the things that make you who you are

What I am looking for:

- I can think of things that I enjoy
- I can think of things I don't like
- I understand what makes me me!

Health

Each person is different, people have different likes and dislikes, different looks, and different personalities.

Think about the things that you like or dislike.

What do you look like?

How old are you?

Who is in your family?

Discuss these things with someone at home.

Health

Make a poster that is all about you!

You could include:

- How old you are
- What your favourite colour is
- A drawing of yourself
- Something that you really like doing
- Something that you don't like
- Who is in your family
- What you want to be when you grow up
- Your favourite food

Great work Kindergarten!

Make sure you record your learning in your learning journal and upload your work on Class Dojo if you have internet access.

Enjoy the rest of your day and stay safe.

Good Morning!

Welcome to home learning, Term 3, Week 4, Wednesday.

Here are today's activities. Remember to try your best!

At the end of the day please submit a couple of photos of your work on ClassDojo!

From the Kindergarten teachers, Miss Honeysett, Miss Lam and Miss McHarg

Daily Task

Have a look outside and see what the weather is like!




Cloudy



Rainy



Storm



Sunny

Math Warm Up



Watch 'I can show numbers in so many ways' on YouTube and sing along!

<https://www.youtube.com/watch?v=IAQ2HTqTI2w>



Math

We are learning to:
Investigate and model groups

What I am looking for:

- I can put objects into groups
- I can explain my group to others
- I can share objects into equal groups

Counting

Watch Miss Honeysett's video on counting and follow along on Class Dojo

Daily Challenge

Before

After



16

17

18

19

What number comes before 18?

• Multiplication



Example


How many rows are there?



• Example



Example




There are two rows of cookies



Example

How many cookies are in each row?



There are 3 cookies in each row.

This is an equal row because each row has the same amount of cookies.



Example



Answer

How many rows

2 rows of 3 = 6

How many cookies
in each row?


How many cookies

How many cookies
altogether?



Question 1


Write the question and answer in your book



___ rows of ___ =

Question 2

Write the question and answer in your book



___ rows of ___ =

Extension 1

Draw your answers in your book

- *4 rows of 2 =*

Extension 2

Draw your answer in your book

- *3 rows of 7 =*

Crunch and Sip



Have a break and eat some yummy fruit or vegetables!



Alternative or Additional activity

Login to Matific and complete some activities of your choice.



Lunch



Take a 40 minute break to have something to eat and some time to play!



Phonics

Watch the InitialLit lesson which has been posted on ClassDojo and follow along!



Spelling

We are learning to:

- Read our sight words
- Write our sight words from memory (without looking at them first)

What I am looking for:

- I can read my sight words
- I can write my sight words without copying them from the slides

Spelling

Remember: Your child needs to be able to write these words from memory. Repetition is important as it allows children to recall how to write words.

Please test your child every few days to see if they can write their words from memory. If they are not able to do this they will need to continue practising until they can write the word from memory.

Spelling

Please get your child to have a go at reading the word before they write it. They will then write the word and say it out loud, they need to repeat this process three times for each word.

<i>from</i>	<i>down</i>	<i>there</i>
<i>was</i>	<i>said</i>	<i>and</i>

Spelling

Extension sight words:


<i>before</i>	<i>could</i>	<i>have</i>
---------------	--------------	-------------

Reading

I can see the Baby.

The baby is asleep.


The baby is asleep in the
cot.



Reading

Watch [Please Please the Bees](https://storylineonline.net/books/please-please-bees/) read by Rashida Jones through the Storyline Online website, or have a parent/carer tell you a story!


<https://storylineonline.net/books/please-please-bees/>



Storyline Online



Reading



Complete 10-15 minutes of Reading Eggs



Recess



Take a 30 minute break to have something to eat and some time to play!



Science

We are learning to:

- Identify things that move inside my house and outside my house.

What I am looking for:

- Identify and describe some things that move and the ways they move
- Predict and observe things that move inside and outside my house
- Identify how things move

Science

We are going to investigate different objects that move in different places. To record our findings, we are going to use a table.

Why do we use a table?

We use a table to organise information so that we can understand it more easily.

Science

Activity:



Walk around your house and find 2 things that move inside your house and 2 things that move outside your house.

Draw a picture of it, (you can ask a parent/carer to help you with this) and upload it to class dojo.

See next slide for an example.

Science

Example

Things that move inside my house	Things that move outside my house
	 <small>#HeartCraftyThings.com</small>



Great work Kindergarten!

Make sure you record your learning in your learning journal and upload your work on Class Dojo if you have internet access.

Enjoy the rest of your day and stay safe.



Good Morning!

Welcome to home learning, Term 3, Week 4, Thursday.

Here are today's activities. Remember to try your best!

At the end of the day please submit a couple of photos of your work on ClassDojo!

From the Kindergarten teachers, Miss Honeysett, Miss Lam and Miss McHarg

Daily Task



Comb or brush your hair!



Math Warm Up

Watch 'I can show numbers in so many ways' on YouTube and sing along!

<https://www.youtube.com/watch?v=IAQ2HTqTI2w>



Math

We are learning to:

Investigate and model groups

What I am looking for:

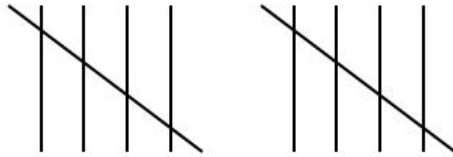
- I can put objects into groups
- I can explain my group to others
- I can share objects into equal groups

Counting

Can you try counting to 100?

1	2	3	4	5	6	7	8	9	10
11	12	13	14	15	16	17	18	19	20
21	22	23	24	25	26	27	28	29	30
31	32	33	34	35	36	37	38	39	40
41	42	43	44	45	46	47	48	49	50
51	52	53	54	55	56	57	58	59	60
61	62	63	64	65	66	67	68	69	70
71	72	73	74	75	76	77	78	79	80
81	82	83	84	85	86	87	88	89	90
91	92	93	94	95	96	97	98	99	100

Daily Challenge



How many tally marks can you see?

Multiplication


Example

How many rows are there?



Example

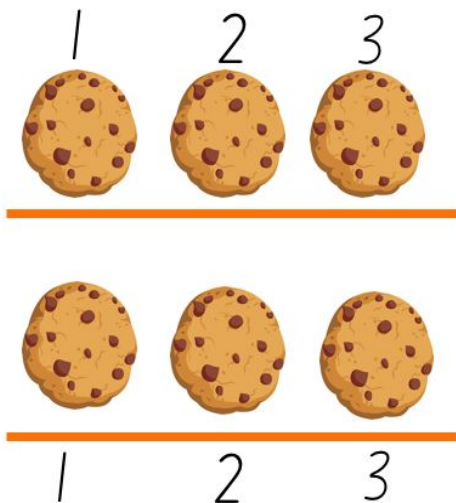
Example



There are two rows of cookies

Example


How many cookies are in each row?



There are 3 cookies in each row.

This is an equal row because each row has the same amount of cookies.

Example



Answer

How many rows

2

rows of

3

How many cookies altogether?


= 6

How many cookies in each row?




Multiplication - Question 1

Fill in the missing numbers



___ rows of ___ =

Question 2




___ rows of ___ =

Extension 1

- Fill in the missing blanks

___ rows of 5 = ___



Extension 2

Draw 5 rows of 3 flowers. How many flowers are altogether?

Crunch and Sip

Have a break and eat
some yummy fruit or
vegetables!



Alternative or Additional activity

Login to Maticific and complete some activities of your choice.



Lunch

Take a 40 minute break to have something to eat and some time to play!



Phonics

Watch the InitialLit lesson which has been posted on ClassDojo and follow along!



Spelling

We are learning to:

- Read our sight words
- Write our sight words from memory (without looking at them first)

What I am looking for:

- I can read my sight words
- I can write my sight words without copying them from the slides

Spelling

Remember: Your child needs to be able to write these words from memory. Repetition is important as it allows children to recall how to write words.

Please test your child every few days to see if they can write their words from memory. If they are not able to do this they will need to continue practising until they can write the word from memory.

Spelling

Please get your child to have a go at reading the word before they write it. They will then write the word and say it out loud, they need to repeat this process three times for each word.

<i>from</i>	<i>down</i>	<i>there</i>
<i>was</i>	<i>said</i>	<i>and</i>

Spelling

Extension sight words:

before

could

have

Reading

“Mum!” said Sally.

“Here is the ball.”

Mum is looking at the red ball.


“Thank you, Sally,” said Mum.



Reading

Watch [Snappy the Alligator \(Did Not Ask to Be in This Book\)](#) read by David Harbour through the Storyline Online website, or have a parent/carer tell you a story!

<https://storylineonline.net/books/snappy-the-alligator/>



Storyline Online

Reading



Complete 10-15 minutes of Reading Eggs



Recess



Take a 30 minute break to have something to eat and some time to play!



Geography

We are learning to:

Identify and describe places that are special to different groups of people.

What I'm looking for:

I can identify:

- What makes a place special
- Places that are special to me

Geography

Students Create their own picture of a place they see as special.

You Could use:

- Internet for images
- Old magazines
- Newspaper
- Textas or coloured pencils

The teachers are looking forward to seeing your wonderful work uploaded to ClassDojo!

Great work Kindergarten!

Make sure you record your learning in your learning journal and upload your work on Class Dojo if you have internet access.

Enjoy the rest of your day and stay safe.

Good Morning!

Welcome to home learning, Term 3, Week 4, Friday.


Here are today's activities. Remember to try your best!

At the end of the day please submit a couple of photos of your work on ClassDojo!

From the Kindergarten teachers, Miss Honeysett, Miss Lam and Miss McHarg

Daily Task

Count how many windows there are in your house



Math Warm Up



Watch 'I can show numbers in so many ways' on YouTube and sing along!

<https://www.youtube.com/watch?v=IAQ2HTqTI2w>



Math

We are learning to:

Investigate and model groups

What I am looking for:

- I can put objects into groups
- I can explain my group to others
- I can share objects into equal groups

Counting

Can you try counting to 100?

1	2	3	4	5	6	7	8	9	10
11	12	13	14	15	16	17	18	19	20
21	22	23	24	25	26	27	28	29	30
31	32	33	34	35	36	37	38	39	40
41	42	43	44	45	46	47	48	49	50
51	52	53	54	55	56	57	58	59	60
61	62	63	64	65	66	67	68	69	70
71	72	73	74	75	76	77	78	79	80
81	82	83	84	85	86	87	88	89	90
91	92	93	94	95	96	97	98	99	100

Daily Challenge

Fill in the missing numbers

15		17	18		
----	--	----	----	--	--

• Multiplication



Example


How many rows are there?



• Example



Example

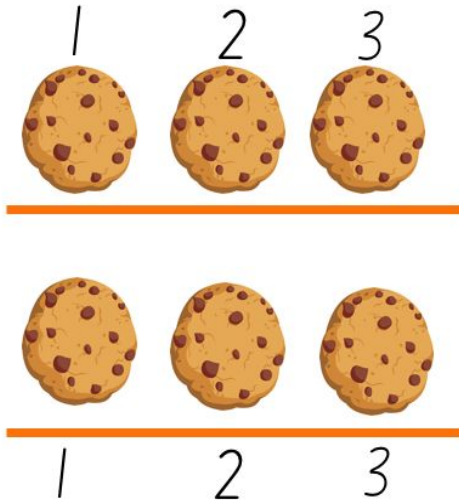


There are two rows of cookies



Example

How many cookies are in each row?




There are 3 cookies in each row.

This is an equal row because each row has the same amount of cookies.



Example

Answer



How many rows

2 rows of 3 = 6


How many cookies altogether?

How many cookies in each row?



Multiplication - Question.1

Write the answer in your book



___ rows of ___ =

Multiplication - Question.1


Write the answer in your book



___ rows of ___ =

Extension 1

Write the answer in your book



3 rows of ____ = ____

Extension 2

Draw 7 rows of 4 circles. How many circles are there altogether?

Crunch and Sip



Have a break and eat
some yummy fruit or
vegetables!



Alternative or Additional activity

Login to Maticific and complete some activities
of your choice.



Lunch



Take a 40 minute break to have something to eat and some time to play!



Spelling

We are learning to:

- Read our sight words
- Write our sight words from memory (without looking at them first)

What I am looking for:

- I can read my sight words
- I can write my sight words without copying them from the slides

Spelling

Remember: Your child needs to be able to write these words from memory. Repetition is important as it allows children to recall how to write words.

Please test your child every few days to see if they can write their words from memory. If they are not able to do this they will need to continue practising until they can write the word from memory.

Spelling

Please get your child to have a go at reading the word before they write it. They will then write the word and say it out loud, they need to repeat this process three times for each word.

<i>from</i>	<i>down</i>	<i>there</i>
<i>was</i>	<i>said</i>	<i>and</i>

Spelling

Extension sight words:

before

could

have

Reading


Here comes a big cat.

The big cat is looking at the
little mouse.

The little mouse runs away.




Reading



Watch [Carla's Sandwich](#) read by Allison Janney through the Storyline Online website, or have a parent/carer tell you a story!

<https://storylineonline.net/books/carlas-sandwich/>



Storyline Online



Reading



Complete 10-15 minutes of Reading Eggs



Recess



Take a 30 minute break to have something to eat and some time to play!



Sport

We are learning to:

- Perform and hold a range of yoga stances
- Play safely outside

What I am looking for:

- I can hold a range of yoga stances
- I can play safely outside

Sport

Watch and follow along with [Tokyo 2020 Olympics! Yoga Club \(Week 51\) | Cosmic Kids Yoga](#)

<https://www.youtube.com/watch?v=CYoTXPray5Y>



Sport

Take some time to go outside and play!





Great work Kindergarten

Make sure you record your learning in your learning journal and upload your work on Class Dojo if you have internet access.

Enjoy your weekend and stay safe!