



Term 3 - Week 3

Year 1

Monday 26<sup>th</sup> July 2021



# Daily Task

---

Post a picture of your pet.

If you don't have a pet draw a picture of a pet, you would like to have.

See Miss Taylor and Mr Dunn's pets shared on class story.




# Spelling Task 1

Step 1: Practise reading set 3 tricky words without hesitation to an adult or older sibling.

Step 2: Read the sentences to an adult or older sibling **or** read the sentences with an adult or older sibling.

\*see next slide



## Time for tricky words

has

ball


go

my

do

like

1. Let's go!
2. Frank has a job.
3. Tess has a lot to do.
4. Ross lost my red ball.
5. My dog likes to run.
6. Jess has ten dolls.
7. Do you like dogs and cats?
8. Can you go and get the ball?





## Tricky Word Practice Laps (Sets 1-5)



1.	said	are	her	was	you	very
2.	put	have	were	then	there	they
3.	here	what	want	some	where	should
4.	saw	friend	school	your	again	home
5.	who	many	any	love	says	over

Practice reading all your tricky words.

# Spelling Task 2

# Snakes and Ladders Task 3

16 Snakes and Ladders

18	red	17	win	16	fox	15	dug	
10	best	11	flip	12	stamp	strict	14	doll
9	fuzz	8	stack	shock	6	when	5	much
START	1	think	2	took	3	spoon	4	clang

**Instructions:** Take turns to roll the dice and move your counter. Read the word on your landing square. If you land at the bottom of a ladder and read the word correctly, move your counter up the ladder. If you land at the top of a snake, slide down the snake. First to the end is the winner.

# On the Mat







## Task 4

See Miss Taylor's post on class story for your On the Mat lesson.

This lesson will be broken into 3 short videos. You will need a piece of paper or workbook and pencil.

Name: \_\_\_\_\_

**Instructions:** Complete each word by adding 'y'. Write the whole word. Read the word to your partner.

sk__	 _____	
cr__	 _____	
fl__	 _____	

**Instructions:** Read the words first. Choose a word from the box to complete the sentence. Read the sentences to your partner. Copy a sentence into your exercise book and draw a picture to illustrate.

dry	cry	fly	sky
1. I saw the birds _____ up to the trees.			
2. Ted put his wet socks out to _____.			
3. The sun is up in the _____.			
4. When I feel sad I _____.			

# Spelling Task 5

Complete the following activity.

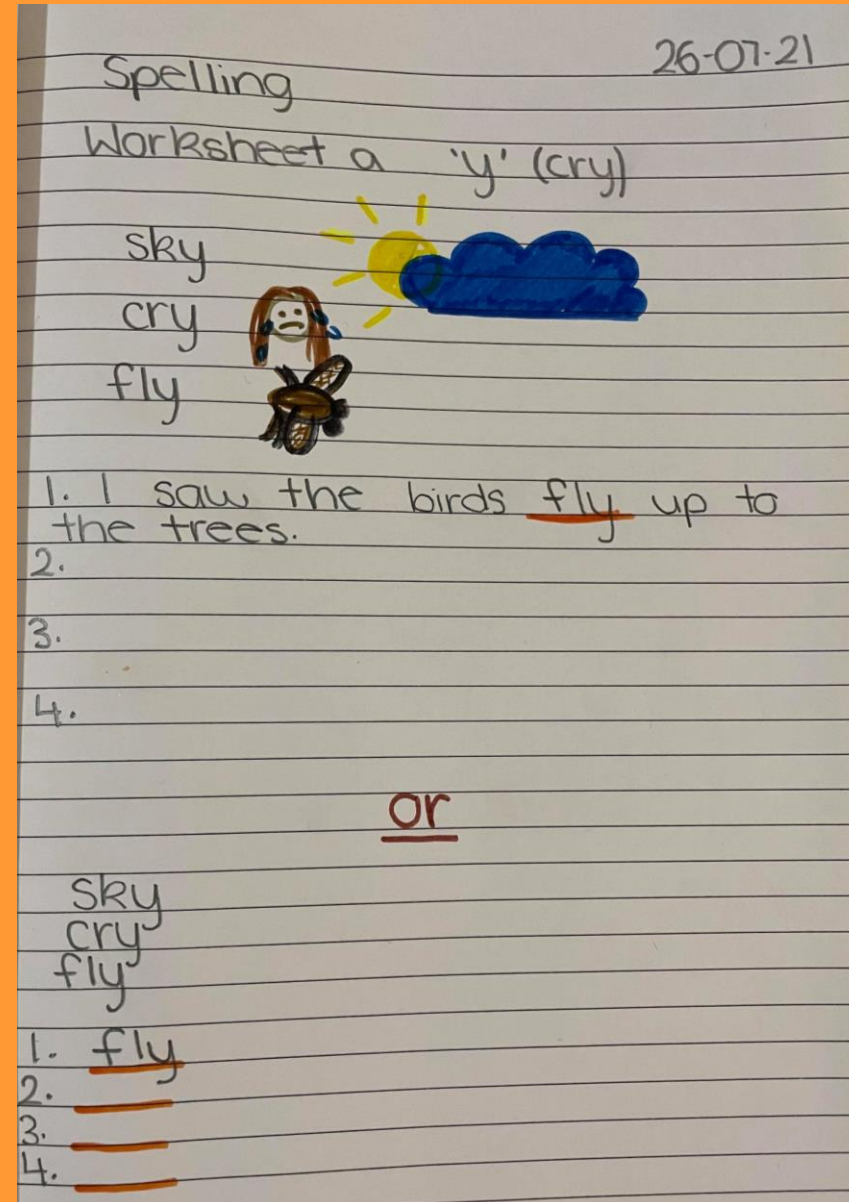
See the next slide for suggestions on how to complete this task in your workbook.

Parents/Carers select the most appropriate suggestion for your child.

Take a photo of your work and send it to your teacher on ClassDojo for marking and feedback



# Like this...





# Crunch and Sip

Take a 10 minute break.

Eat some fruit or veggies and move  
your body.


# Reading- Making predictions

## Task 1

We are learning to (WALT): make predictions before reading.

What I'm looking for (WILF): I can use the title and pictures to help predict what might happen in the story.

Let's look at the front cover and title to help use predict what might happen in this story. Where do you think the story is set? What is the story about?



Before you listen to the story draw and/or write 1 - 2 sentences about what you think the story will be about. Don't forget to write super sentences.

See the next slide for suggestions on how to complete this task in your workbook.  
Parents/Carers select the most appropriate suggestion for your child.


A Super Sentence ...  
... starts with a capital letter

A B C D E


A Super Sentence ...  
... ends with a full stop

Sam has a black cat. ✓

A Super Sentence ...  
... tells us about someone or something



A Super Sentence ...  
... must make sense



## Prediction Before Reading Mind Map


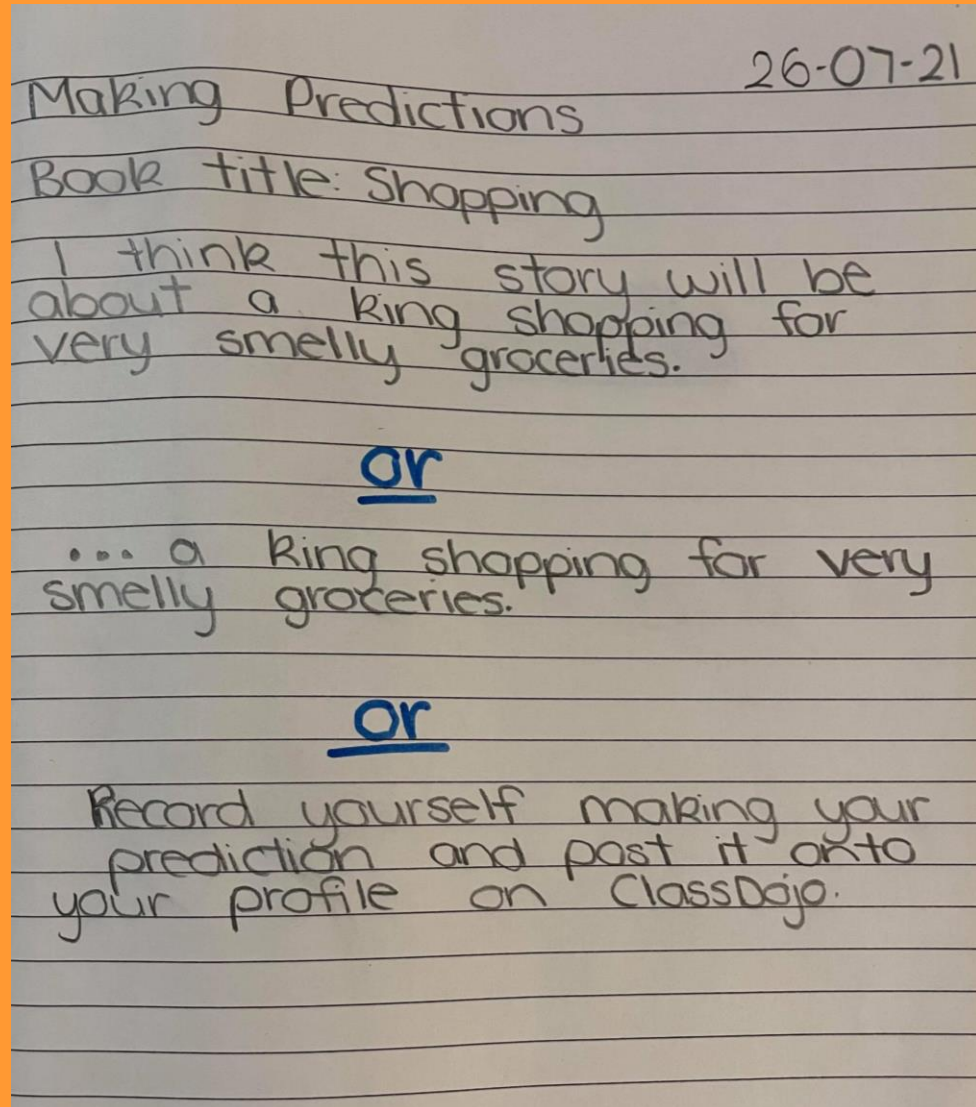
I am learning to make predictions before I read, using the title and pictures.

Book Title: \_\_\_\_\_

I think this story will be about...



# Like this...



Take a photo of your work and post it onto ClassDojo.

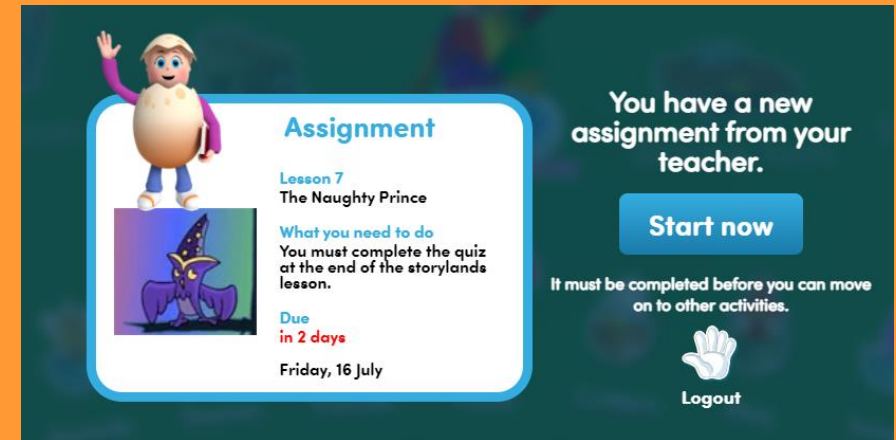
# Reading Eggs

## Task 2

Step 1: Log into Reading Eggs



Step 2: Click start now



Step 3: Complete activities 1-4



# Reading

## sentences Task 3

Read the following sentences with an adult or read them independently.

Remember to read with fluency and expression.

*If this task is too difficult for your child, read the sentences to your child and have them repeat the sentences to you.*

### Ask your child:

Who has lots of sock?

What colours are her socks?

What are Meg's favourite socks?

### CHALLENGE!

Time yourself and see how quickly you can read the 'Just Say It!' words.

### Socks!

Meg has lots and lots of socks ...

BIG socks and little socks

Spots and checks and school socks

Black and pink and blue socks

Thick and fluffy, snug socks

Running, jumping fun socks

Of all Meg's many socks, she likes the odd socks best.



### Just Say It!



back

lock

luck

pick

pack



kick

sick

sock

rock

clock

# Writing Task 4

- We are learning to (WALT): Write super sentences
- What I'm looking for (WILF):
  - I can use capital letters.
  - I can use question marks when asking questions.
  - I can leave finger spaces.
  - I can write about something or someone.
  - I can check my sentences make sense.



Name \_\_\_\_\_

Date \_\_\_\_\_

**What would you say?**

Write what you would say.



# Writing

Complete Worksheet 1 'What would you say?'

Write some questions you would ask the king.

E.G. Why did you buy so much fish?

Remember to write in full sentences.

Take a photo of your work and send it to your teacher on ClassDojo for marking and feedback



The more  
you  
**practice,**  
the better  
you will get!



# Reading

Read a story  
or have  
someone read  
you a book.

# Break 1

Take a break and have something to eat.

Go for a quick play outside.

(About 40 minutes)




# Addition Mentals

## Task 1:

Complete the following by writing into your workbook.

Take a photo of your answers and working out and send it to your teacher on ClassDojo.



### Helpful Tip:

Use counters or household items to help you count.

$0 + 2 =$

$1 + 2 =$

$5 + 4 =$

$6 + 1 =$

$7 + 6 =$

$8 + 8 =$

### Extension:

$15 + 6 =$

$21 + 8 =$

$25 + 11 =$

$11 + 45 =$

Post a photo using counters/household objects

# Math – Warm up Task 2 Counting Video!

Please watch the counting video on the link

<https://www.youtube.com/watch?v=D0Ajq682yrA>


Or

Search ‘Number song 1-20’ and  
click on the video pictured below:



Number song 1-20 for children | Counting numbers | The Singing Walrus

41M views • 5 years ago

 The Singing Walrus - English Songs For Kids ✓

The Singing Walrus presents "Number song 1-20 for children" - an upbeat chant that helps kids count the numbers 1-20. The kids ...

CC



# Math – Learning Intentions

Today we are learning about

**We are learning to (WALT):** Understand Area

**What I'm looking for (WILF):**

- I can compare everyday objects and decided which is bigger.
- I can explain my reasoning using everyday language.



Big Bigger Biggest | Small Smaller  
Smallest | Size for Kids | Big and...

702K views • 5 years ago



Learning Time Fun

Learn size for kids with big bigger biggest and small small  
smallest! This Kindergarten learning video teaches big and

**Math**

Task 3: Area  
Warm Up  
Video

Click on the YouTube link below:

<https://www.youtube.com/watch?v=ryle-TTdsII>

Or Search 'Kids big, bigger, biggest' and  
click on the video pictured above ^


Make sure you point to the object/animal  
you think is the smallest or biggest!

# Math – Task 4: In this lesson we will be comparing objects and deciding which is the biggest or smallest.

Complete the following 3 questions in your workbook:

1. Which is the biggest?

a) Soccer Ball



b) Book



c) Trampoline



2. Which is the smallest?

a) Shoe



b) Bed



c) Computer



3. Can you draw something bigger than your pencil?



Take a photo of your answers and send it to your teacher on ClassDojo.





# Matific Task 5


Log into Matific and complete the assigned activities. Message your teacher if you need any help logging in.

# Break 2

Take a break, have some lunch and  
go out to play!



# Directed Drawing



**Step 1:** Watch this short directed drawing film 'How to Draw a Panda'.

If the link does not work search 'How to Draw a Panda' in YouTube.



#howtodraw #artforkidshub  
How To Draw A Panda

**Step 2:** Follow the directions and start drawing.

**Step 3:** Add some colour and bring your panda to life.

Take a photo of your work and send it directly to ClassDojo.

That's all for  
today!

Thank you for all your hard work during this tough time. Tomorrow's lessons will be uploaded to ClassDojo tomorrow morning at 9:00.

Please message your teacher if you have any questions.



Term 3 – Week 3



Year 1

Tuesday 27<sup>th</sup>

July 2021

# Daily Task

Tidy your bedroom.



# Spelling Task 1

Step 1: Practise reading set 3 tricky words without hesitation to an adult or older sibling.

Step 2: Read the sentences to an adult or older sibling or read the sentences with an adult or older sibling.

\*see next slide

## Time for tricky words

has

ball

go

my

do

like

1. Let's go!
2. Frank has a job.
3. Tess has a lot to do.
4. Ross lost my red ball.
5. My dog likes to run.
6. Jess has ten dolls.
7. Do you like dogs and cats?
8. Can you go and get the ball?







## Tricky Word Practice Laps (Sets 1-5)



1.	said	are	her	was	you	very
2.	put	have	were	then	there	they
3.	here	what	want	some	where	should
4.	saw	friend	school	your	again	home
5.	who	many	any	love	says	over

# Spelling Task 2

Practice reading all your tricky words.

# Snakes and Ladders Task 3

16 Snakes and Ladders

18	red	17	win	16	fox	15	dug	
10	best	11	flip	12	stamp	14	doll	
9	fuzz	8	stack	6	when	5	much	
START →	1	think	2	took	3	spoon	4	clang

**Instructions:** Take turns to roll the dice and move your counter. Read the word on your landing square. If you land at the bottom of a ladder and read the word correctly, move your counter up the ladder. If you land at the top of a snake, slide down the snake. First to the end is the winner.

# On the Mat

## Task 4

See Miss Taylor's post on class story for your On the Mat lesson.

This lesson will be broken into 3 short videos.

Name: \_\_\_\_\_

**Instructions:** Read the words in the box. Complete each sentence with a word from the box. Read the sentences to your partner. Choose two sentences to write in your exercise book and draw a picture for each.

fly

dry

Why

sky

fry

try

1. Lee looks at the moon in the \_\_\_\_\_.
2. Finn said that he will \_\_\_\_\_ to do his best at school.
3. We need rain. It is very \_\_\_\_\_.
4. Can we \_\_\_\_\_ some chips in a pan?
5. Many insects, like bees and moths can \_\_\_\_\_.
6. \_\_\_\_\_ do I have to clean my room?

**Instructions:** Write a sentence using the word below.

fly

# Spelling Task 5


Complete the following activities.

See the next slide for suggestions on how to complete this task in your workbook.

Parents/Carers select the most appropriate suggestion for your child.

Take a photo of your work and send it to your teacher on ClassDojo for marking and feedback

# Like this...



Spelling 27.07.21

Worksheet b 'y' (cry)

1. Lee looks at the moon in the sky.

2.

3.

4.

5.

6.

Fly

I wish I had wings and I could fly.

or

1. sky

2.       

3.       


4.       

5.       

6.       

Fly

Write your sentence here.



# Crunch and Sip

Take a 10 minute break.

Eat some fruit or veggies and move  
your body.

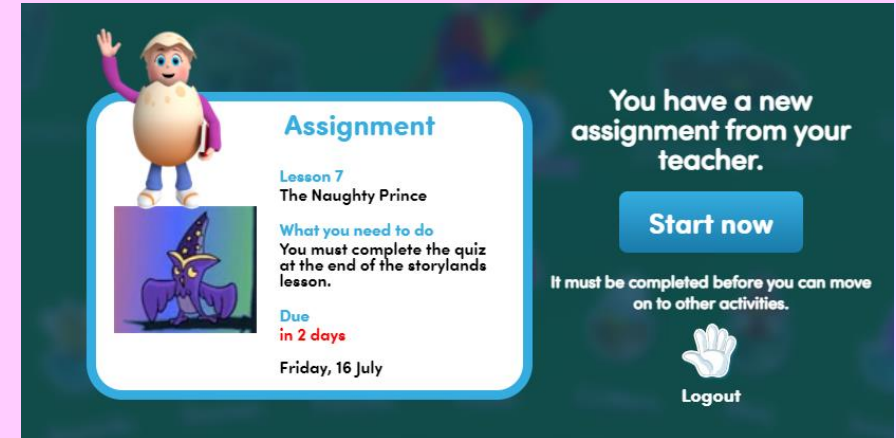
# Reading Eggs

## Task 1

Step 1: Log into Reading Eggs



Step 2: Click start now



Step 3: Complete activities 4-7

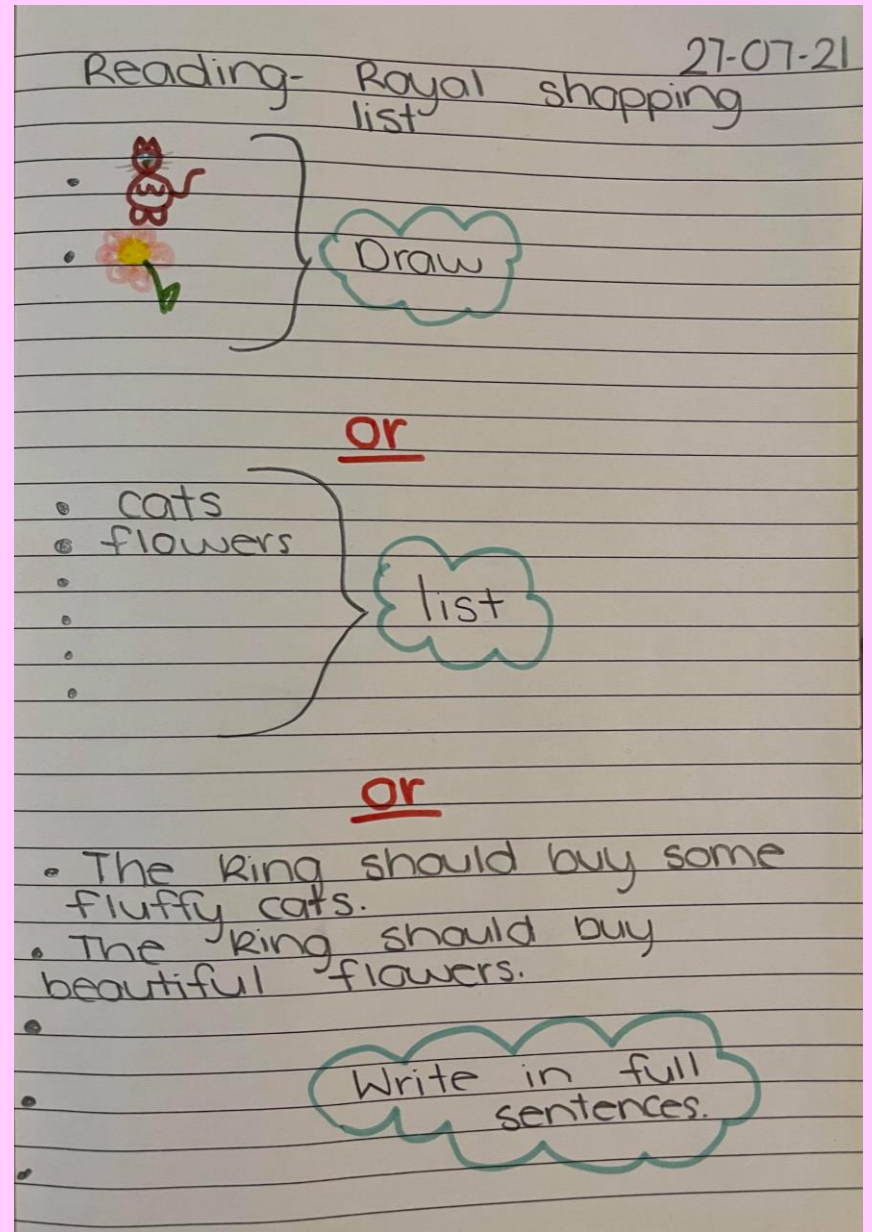








Take a photo of your work and post it onto your profile on ClassDojo for marking and feedback from your teacher.



Like this...

# Reading- After the story

## Task 3

**WALT** make a personal response to the text.

**Discuss the following questions with an adult or record your responses and post it onto your profile on ClassDojo.**

- Did you like this story? Why/Why not?
- What part did you like the most?
- What part of the story did you like the least?

# Writing

We are learning to (WALT): Write super sentences

What I'm looking for (WILF):

- I can use capital letters.
- I can use full stops at the end of my sentence.
  - I can leave finger spaces.
- I can write about something or someone.
- I can check my sentences make sense.

A Super Sentence ...  
... starts with a capital letter

A B C D E

A Super Sentence ...  
... ends with a full stop

Sam has a black cat. ✓

A Super Sentence ...  
... tells us about someone or something



A Super Sentence ...  
... must make sense



# Writing

In your workbook write 2-3 sentences describing the king. Next draw a picture of the king.

Remember to write in full sentences.



Take a photo of your work and send it to your teacher on ClassDojo for marking and feedback

# Reading

Read a story  
or have  
someone read  
you a book.

The more  
you  
practice,  
the better  
you will get!



# Break 1

Take a break and have something to eat.

Go for a quick play outside.



# Math

# Task 1

## Addition Warm Up!

Please click on the YouTube link below:  
<https://www.youtube.com/watch?v=uONIJ5TQ2DA>

Or  
simply search 'Move and Add' on YouTube  
and click on the video pictured below!



Move and Add, Add and Move | Jack Hartmann Addition Song

352K views · 4 months ago



Jack Hartmann Kids Music Channel

Move and Add, Add and Move by Jack Hartmann introduces the concept of addition in this addition for kindergarten song.

4K CC



# Addition Mentals

## Task 2

Complete the following by writing into your workbook.  
Take a photo of your answers and working out and send it to your teacher on ClassDojo.

**Helpful Tip:**

Use counters or household items to help you count.

$3 + 2 =$

$3 + 4 =$

$9 + 1 =$

$2 + 7 =$

$5 + 8 =$

$9 + 5 =$

**Extension:**

$12 + 6 =$

$13 + 10 =$

$26 + 8 =$

$35 + 11 =$

Post a photo using  
counters/household objects



# Math – Learning Intentions

Today we are learning about Area

**We are learning to (WALT):** Understand Area

**What I'm looking for (WILF):**

- I can compare everyday objects and decided which is bigger.
- I can explain my reasoning using everyday language.

# Warm up Video

Click on the YouTube link below:

<https://www.youtube.com/watch?v=gLMxjtPMCm8>

Or Search 'Big, bigger, biggest' and click on the video pictured below:



# Area

Another Video!



**Big Bigger Biggest | Learning Time Fun, Kid's Songs | Size for Kids | Big...**

144K views · 2 years ago



Learning Time Fun

Learn big bigger biggest for kids and small smaller smallest with our big and small song for kids! This big and small song...

4K

# Maths

## Area Task 4

**Answer the following Questions in your workbook:**

- 1) Which state is the biggest?
- 2) Which state is the smallest?
- 3) Which state is bigger, Victoria or Queensland?

**Extension Questions:** (Optional)

- 4) Which state do you live in?
- 5) Have you been on holiday to any other state?



# Matific Task 5



Log into Matific and complete the assigned activities. Message your teacher if you need any help logging in.

<https://www.matific.com/au/en-au/login-page/>

# Break 2

Take a break, have some lunch and  
go out to play!



# Geography

Have a chat with an adult

What features of local places are natural and what are made by humans?

With an adult go for a walk around your home or your neighbourhood, look for natural and human-made things.

You can take photos of natural things and human-made things you see on your walk and post to ClassDojo 😊

# Reading Eggs

**Optional** – Students enjoy some time on reading eggs!

**Log onto Reading Eggs and play online for 15 minutes. Enjoy!**

**If you require their log in details please ask their teacher. Download the App.**



# Term 3 - Week 3



Year 1

Wednesday 28<sup>th</sup> July 2021



# Daily Task

Help make yourself  
some food today!



# Spelling Task 1

Step 1: Practise reading set 3 tricky words without hesitation to an adult or older sibling.

Step 2: Read the sentences to an adult or older sibling or read the sentences with an adult or older sibling.

\*see next slide

## Time for tricky words

has

ball

go

my

do

like

1. Let's go!
2. Frank has a job.
3. Tess has a lot to do.
4. Ross lost my red ball.
5. My dog likes to run.
6. Jess has ten dolls.
7. Do you like dogs and cats?
8. Can you go and get the ball?





## Tricky Word Practice Laps (Sets 1-5)



1.	said	are	her	was	you	very
2.	put	have	were	then	there	they
3.	here	what	want	some	where	should
4.	saw	friend	school	your	again	home
5.	who	many	any	love	says	over

# Spelling Task 2

Practice reading all your tricky words.

# Snakes and Ladders Task 3

16 Snakes and Ladders

18	red	17	win	16	fox	15	dug	
10	best	11	flip	12	stamp	strict	14	doll
9	fuzz	8	stack	shock	6	when	5	much
START →	1	think	2	took	3	spoon	4	clang

**Instructions:** Take turns to roll the dice and move your counter. Read the word on your landing square. If you land at the bottom of a ladder and read the word correctly, move your counter up the ladder. If you land at the top of a snake, slide down the snake. First to the end is the winner.

# Spelling Task 4

InitialLit-1 Easy Word Web

Name: \_\_\_\_\_


## Easy Word Web

1. Meaning

2. Number of syllables

3. Copy a sentence that uses the word

4. Drawing



Word

Complete the following activity.

Focus word: Friend

See the next slide for suggestions on how to complete this task in your workbook.

*Parents/Carers select the most appropriate suggestion for your child.*

# Like this...

- Remember a syllable is a beat in the word.

Spelling 28-07-21


Word  
leap


1. Meaning  
Leap means to jump or spring.

2. Number of syllables  
1

3. Use the word in a sentence.  
or  
say your sentence to an adult.

4. Drawing





# Crunch and Sip

Take a 10 minute break.

Eat some fruit or veggies and move  
your body.





# Reading words Task 1



We are learning to (WALT): Read new words

What I'm looking for (WILF): I can get my lips ready and say the beginning, middle and end sound.

ll	ss	ff	zz
yell	miss	off	buzz
doll	fuss	puff	jazz
gull	cross	stuff	fuzz
skill	stress	cliff	frizz

# Reading sentences

## Task 2

Read the following sentences with an adult or read them independently.

Remember to read with fluency and expression.

\*see next slide



1. Ross fell off the top step.
2. Will Tess and Saff miss the bus?
3. Tell Jeff that he is not the boss!
4. Buzz. Buzz. There is a bug in here.




5. Do not spill that drink on my desk!
6. Jess ran up the hill to the top of the cliff.
7. What a mess! Let's toss out all that stuff.
8. My address is 16 Duff Street, Moss Hill.


# Reading comprehension

## Task 3


Read the following task.



Tim likes to play.  
He likes to jump.



Tim likes to run too.  
He likes to run and jump.




Tim has a big cat.  
It is black.



Tim likes to play with the cat.  
The cat does not like to play  
with Tim.



Tim has a little bin.  
It is red.



Can you see Tim's cat?  
It is in the bin!

# Answer the following questions in your workbook

### Questions

Answer yes or no to the following questions.

1. Tim likes to play.

Yes  No

2. Tim has a red cat.

Yes  No

3. Tim's cat likes to play with him.

Yes  No

4. Tim has a little red bin.

Yes  No


5. The cat is in the bin.

Yes  No

### Vocabulary


Write the word that matches the picture.

6.




bin  cat  jump

7.



bin  cat  jump

8.





bin  cat  jump

### Word Shapes


Choose words from the box to match the word shapes.

jump   run   play  
little   black

9. 

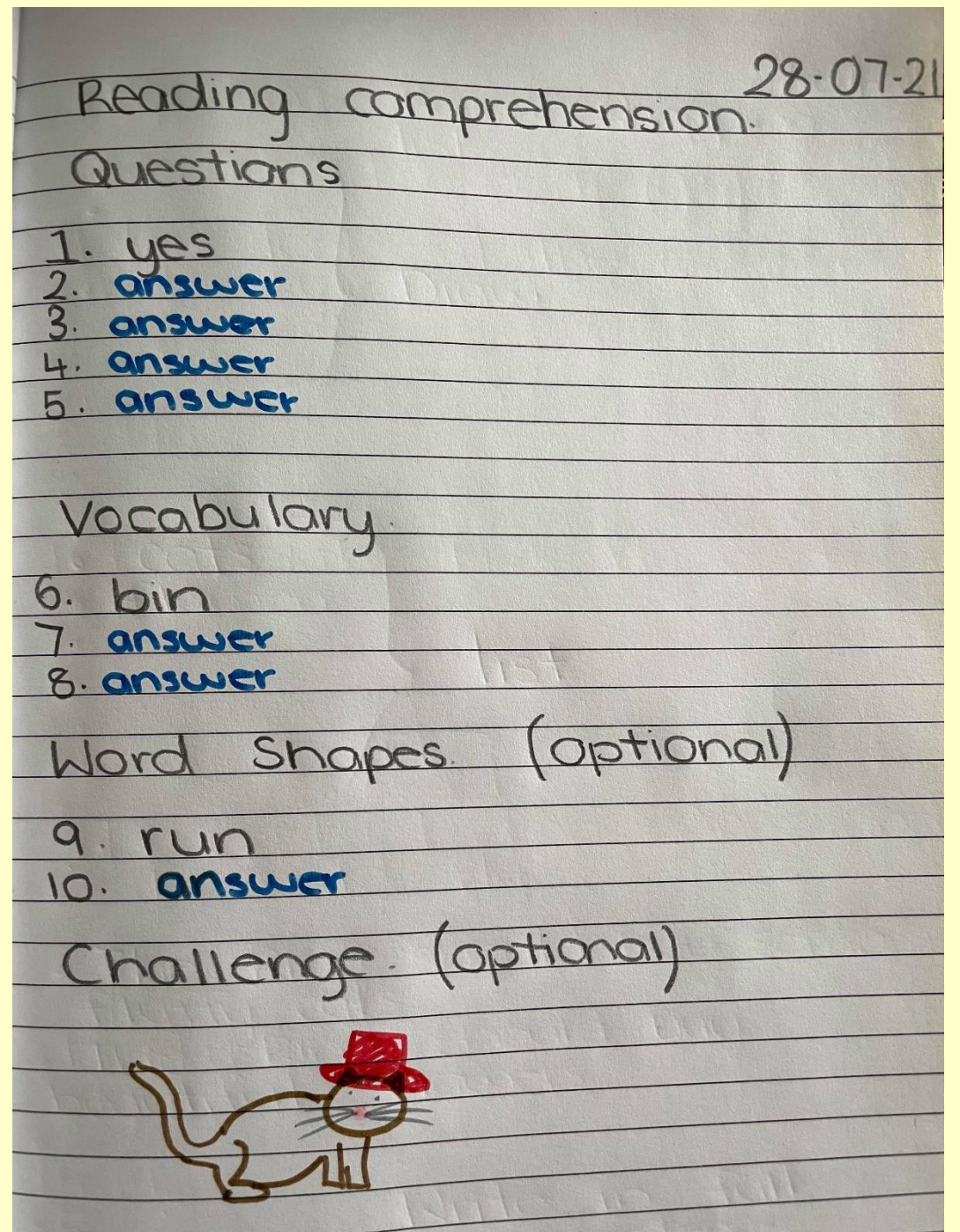
10. 

**Challenge Option**  
Drawing: Draw Tim's cat in a red hat.



See the next slide for suggestions on how to complete this task in your workbook.

# Like this...



# Writing

We are learning to (WALT): Write steps

What I'm looking for (WILF):

- I can use capital letters.
- I can leave finger spaces.
- I can use full stops at the end of my sentence.
  - I can write in full sentences.
  - I can check my sentences make sense.
- I can write the steps in the correct order.

A Super Sentence ...  
... starts with a capital letter

A B C D E

A Super Sentence ...  
... ends with a full stop

Sam has a black cat. ✓

A Super Sentence ...  
... tells us about someone or something

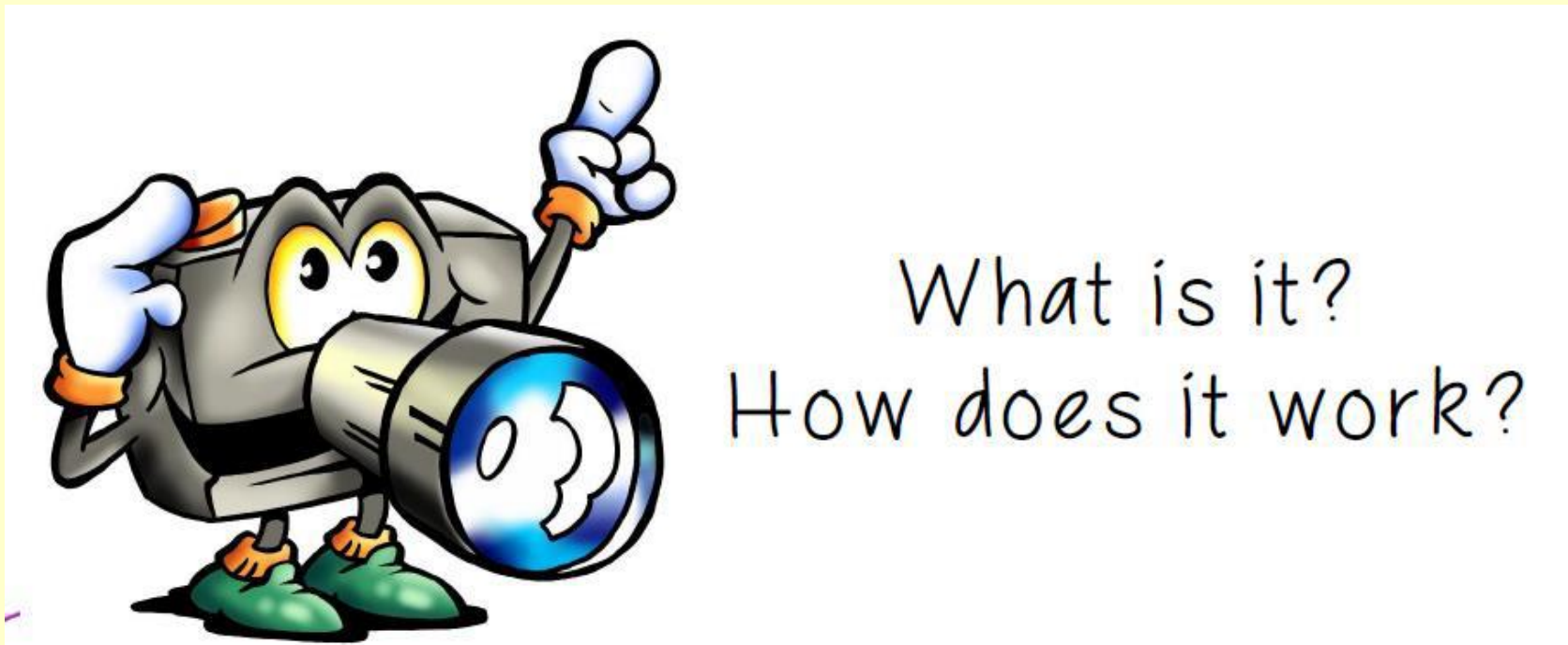


A Super Sentence ...  
... must make sense



What is it?  
How does it work?

Answer the questions in your book. Have a look at your teacher's example on the next page.





# Like this...

A different question was answered. This is to show you what your work should look like.

What is it? How does it work?

It is a glue stick. First take the lid off the top of the glue stick. Next, twist the bottom of the glue stick clockwise pushing the glue up. Finally, hold the glue stick and spread the sticky top onto the back of your desired surface.



The more  
you  
practice,  
the better  
you will get!

# Reading

Read a story  
or have  
someone read  
you a book.

# Break 1

Take a break and have something to eat.

Go for a quick play outside.



# Subtraction Mentals

## Task 1

Complete the following by writing into your workbook.  
Take a photo of your answers and working out and send it to your teacher on ClassDojo.



**Helpful Tip:**

Use counters or household items to help you count.

$4 - 1 =$

$4 - 3 =$

$6 - 3 =$

$8 - 2 =$

$7 - 5 =$

$9 - 6 =$

**Extension:**

$15 - 5 =$

$11 - 7 =$

$21 - 12 =$

$30 - 20 =$

# Math – Learning Intentions

Today we are learning about Area

**We are learning to (WALT):** Understand Area

**What I'm looking for (WILF):**

- I can compare, measure and record area.
- I can explain your reasoning using everyday language

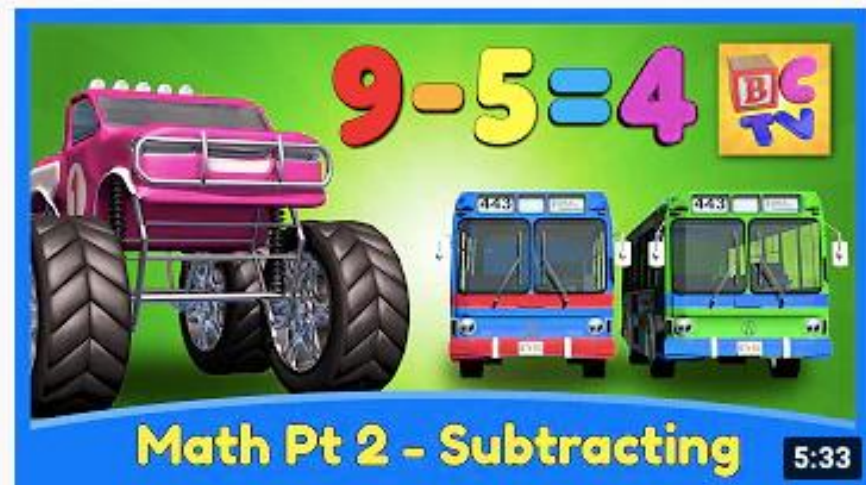


# Fun Subtraction Video

Please click on the YouTube video below:

<https://www.youtube.com/watch?v=t6eqTn9Sapg>

Or Simply search 'Subtraction with Monster Trucks'  
and click on the video pictured below



Learn Math for Kids | Subtracting with Monster Trucks by Brain Candy TV

6.9M views • 5 years ago



Brain Candy TV

This video is transcribed for the hearing impaired and for translation into any language - perfect for learning English and for ESL ...

CC

# Area Task 3

## Warm Up

- I want you to take up the smallest amount of space on the floor
- Now take up the largest space on the floor.
- What did you do? Look around, what in the room takes up a lot of space on the floor, draw it and label it in your workbook.



## Activity

- In your workbook, draw around your hand with pencil (like in the picture).
- Now draw around your parents/sibling hand in pencil.
- Whose hand is smaller?
- Finish the hands by colouring them or turning it into a picture.



Be creative when decorating your hand and be sure to post a picture onto your portfolio on Class Dojo 😊



# Matific Task 4

Log into Matific and complete the assigned activities. Message your teacher if you need any help logging in.

<https://www.matific.com/au/en-au/login-page/>



# Break 2

Take a break, have some lunch and  
go out to play!



# Science

**WALT:** Understand that for many thousands of years, Aboriginal and Torres Strait Islander Peoples have been making and using utensils (a tool or container usually used for cooking or eating).

**WILF:**

- That you are able to understand that Aboriginal and Torres Strait Islander People combine different materials to produce utensils.

# Science

1) Listen to the stimulus video: ***You and Me: Our Place*** by clicking on the YouTube link below:

<https://www.youtube.com/watch?v=YO7li40O5DA>

Or Simply search 'You and me our place' and click on the video pictured →

2) Answer the following questions in your workbook:

- Does the story take place in the present day or the olden days?
- How do you know?

## Extension Activity

3) I want you to *imagine* catching and carrying fish and other seafood with just your hands!

- Make a list of all the utensils/equipment Uncle Tobias and the boys used when they were fishing.

Be sure to post onto Class Dojo 😊



# Reading Eggs

Optional:

Log into Reading  
Eggs and  
ENJOY!

Message your teacher if  
you need any help  
logging in.



That's all for today!

Thank you for all your hard work during this tough time.

Tomorrow's lessons will be uploaded to Class Dojo  
tomorrow morning at 9:00.

Please message your teacher if you have any questions.

You are all doing such a great job.

We are all very proud of you!

Term 3

Week 3

Year 1

Thursday 29<sup>th</sup>

July 2021





# Daily Task

Can you help make  
your own bed?

# Spelling Task 1

Step 1: Practise reading set 4 tricky words without hesitation to an adult or older sibling.

Step 2: Read the sentences to an adult or older sibling or read the sentences with an adult or older sibling.

\*see next slide





## Time for tricky words

look

little

me

call

come

with

1. Come with me.
2. Look at the little pup.
3. Did you call me?
4. Can you come back?
5. Let's call Nan.
6. Zack sat with his dad.
7. Can you look for my lost sock?
8. The little chick was in the nest.



## Tricky Word Practice Laps (Sets 1-5)



1.	said	are	her	was	you	very
2.	put	have	were	then	there	they
3.	here	what	want	some	where	should
4.	saw	friend	school	your	again	home
5.	who	many	any	love	says	over

# Spelling Task 2

Practice reading all your tricky words.

# Snakes and Ladders Task 3

16

Snakes and Ladders

18	red	17	win	16	fox	15	dug	
10	best	11	flip	12	stamp	strict	14	doll
9	fuzz	8	stack	shock	6	when	5	much
START	1	think	2	took	3	spoon	4	clang

**Instructions:** Take turns to roll the dice and move your counter. Read the word on your landing square. If you land at the bottom of a ladder and read the word correctly, move your counter up the ladder. If you land at the top of a snake, slide down the snake. First to the end is the winner.


# On the Mat




## Task 4

See Mr Dunn's post on class story for your On the Mat lesson.



**Instructions:** Trace 'igh' and then trace the word. Write the whole word. Read each word.

Trace the letters 

Read  and trace the word  Write the word 

igh	high	
igh	fright	
igh	bright	
igh	right	

**Instructions:** Complete each sentence with a word from the box. Read the sentences to your partner. Choose a sentence to write into your exercise book and illustrate.

night	light	high
1. I left the _____ on in my room.		
2. I like to look at the moon at _____.		
3. The sun is _____ in the sky.		

# Spelling Task 5

Complete the following activity.  
See the next slide for suggestions on  
how to complete this task in your  
workbook.

*Parents/Carers select the most  
appropriate suggestion for your child.*

# Like this...



Spelling


29-07-21

high  
fright  
bright  
right

1. I left the answer on in my room.
2. I like to look at the moon at answer.
3. The sun is answer in the sky.

or

1. answer
2. answer
3. answer



# Crunch and Sip

Take a 10 minute break.

Eat some fruit or veggies and move  
your body.

# Reading words

## Task 1

We are learning to (WALT): Read new words

What I'm looking for (WILF): I can get my lips ready and say the beginning, middle and end sound.

sh (shell)			wh (whale)	
shed	mash	wish	when	whim
shut	shift	crush	whip	whack
shock	splash	shrank	wham	whiff



# Reading sentences

## Task 2

Read the following sentences with an adult or read them independently.


Remember to read with fluency and expression.

*Sentences can be found on the next slide.*



# Reading sentences Task 2

1. My hen's eggs are so fresh.
2. Wish me luck!
3. Fish have gills and fins.
4. Put the lamp on the shelf.
5. There are shells on the sand.
6. When did you smash my best dish?
7. Look at the rocket whizz by!
8. Josh went to the dock to see the tall ships.



# Writing

We are learning to (WALT): Express our opinion

What I'm looking for (WILF):

- I can use capital letters.
- I can use full stops at the end of my sentence.
  - I can leave finger spaces.
- I can write about something or someone.
  - I can check my sentences make sense.
  - I can explain why I like inside/outside.
- I can use transition words such as, firstly, second, next, finally, also.

A Super Sentence ...  
... starts with a capital letter

A B C D E

A Super Sentence ...  
... ends with a full stop

Sam has a black cat. ✓

A Super Sentence ...  
... tells us about someone or something



A Super Sentence ...  
... must make sense



Would you like a pet koala or kangaroo the best? Why?

I like \_\_\_\_\_ more than \_\_\_\_\_. This is because...

Answer this question in your book. You need to give 3 reasons why you chose it.

Week 7

Would you like a pet koala or kangaroo the best? Why?

I like \_\_\_\_\_ more than \_\_\_\_\_

This is because...

Another reason is...

Don't forget  
to check your  
writing  
makes sense.

Send a photo of  
your work to your  
teacher for  
marking and  
feedback.





The more  
you  
**practice,**  
the better  
you will get!

# Reading

Read a story  
or have  
someone read  
you a book.

# Break 1

Take a break and have something to eat.

Go for a quick play outside.



# Math Task 1

## Counting to 50 Video

Please click on the YouTube link below:

<https://www.youtube.com/watch?v=YtNskltyA0E>

Or simply search 'Counting by 1's to 50' and click on the video below:



Count by 1's to 50 - Forward and Backward | Counting Song for Kids | Count to 50 |  
Jack Hartmann

1.9M views • 3 years ago

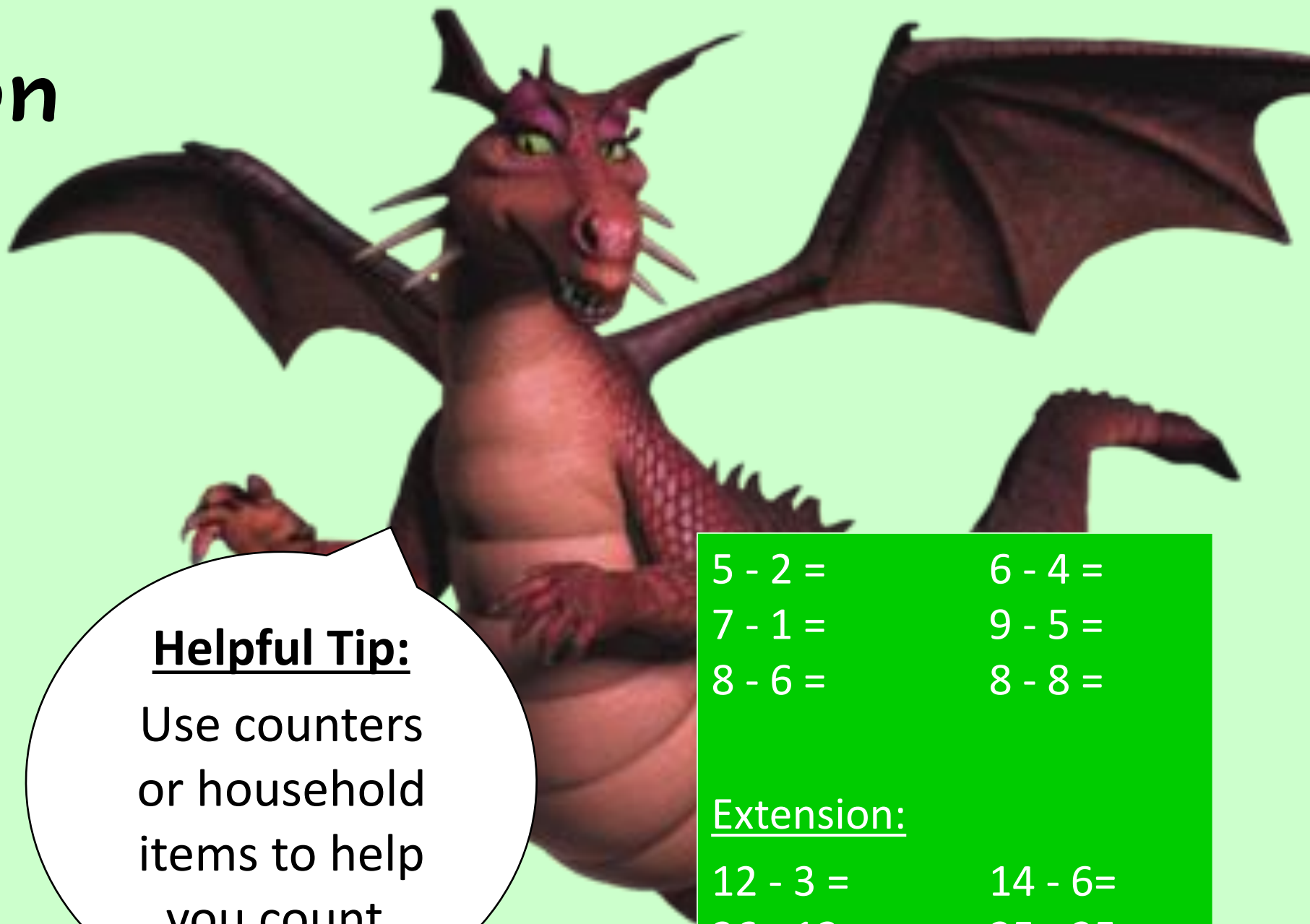


Jack Hartmann Kids Music Channel 🎵

Count by 1's to 50 both forward and backwards in this exercise and count song. Count to 50 by 1's. Count backwards from 50.



# Subtraction Mentals Task 2



Complete the following  
by writing into your  
workbook.

Take a photo of your  
answers and working  
out and send it to your  
teacher on *ClassDojo*.

## Helpful Tip:

Use counters  
or household  
items to help  
you count.

$5 - 2 =$

$6 - 4 =$

$7 - 1 =$

$9 - 5 =$

$8 - 6 =$

$8 - 8 =$

## Extension:

$12 - 3 =$

$14 - 6 =$

$36 - 13 =$

$35 - 25 =$

$52 - 20 =$

$90 - 30 =$

# Math

Today we are learning about Area

**We are learning to (WALT):** Understand Area

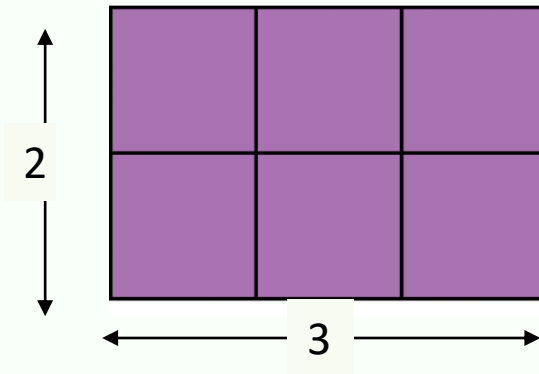
**What I'm looking for (WILF):**

- I can compare, measure and record area.
- I can explain your reasoning using everyday language

# Quiz – Task 3

Write the answer into your workbook

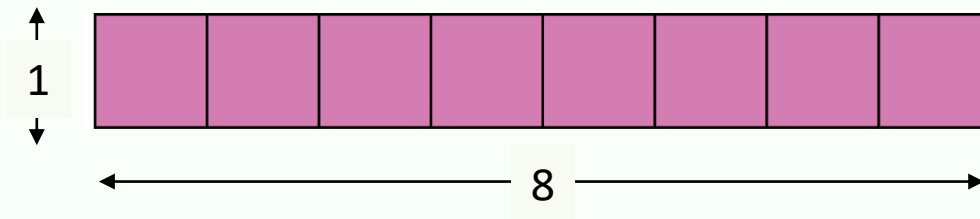
1) How Many Square Units?



**Correct!**

**Try Again!**

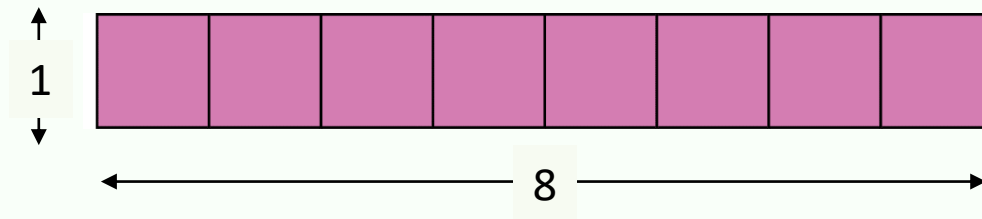
## 2) How Many Square Units?



**Try Again!**

**Correct!**

### 3) How Many Square Units?



**Try Again!**

**Correct!**

Extension Question – Note: There are no lines  
4) How Many Square Units?



**Correct!**

**Try Again!**

# Math Worksheet

## Task 4



In your workbook,  
write the number then  
your answer, like:

1. 9

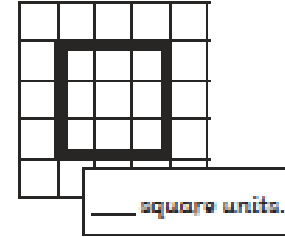
Post a photo of it  
onto the '1D & 1T'  
Class Dojo.

Just do the best  
you can! 😊

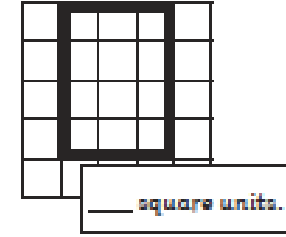
### How Many Square Units

Find the area of each shape.

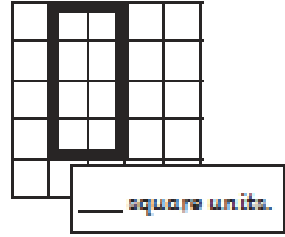
1.



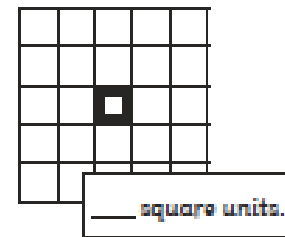
2.



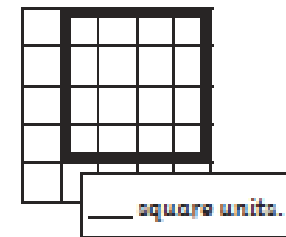
3.



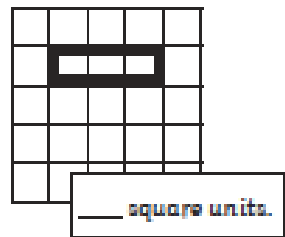
4.



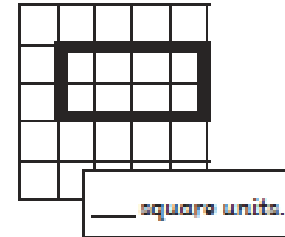
5.



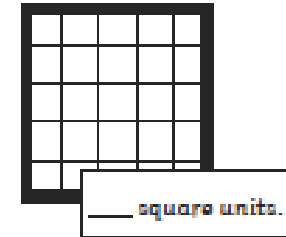
6.



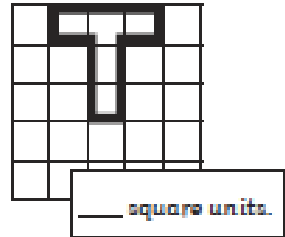
7.



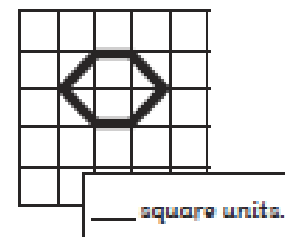
8.



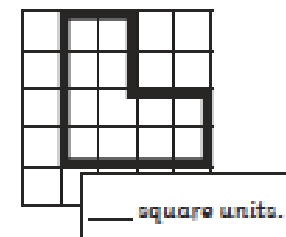
9.



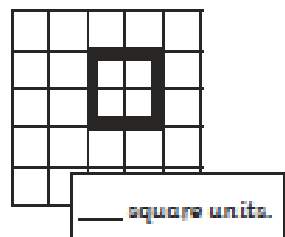
10.



11.



12.





# Matific Task 4

Log into Matific and complete the assigned activities. Message your teacher if you need any help logging in.

<https://www.matific.com/au/en-au/login-page/>



# Break 2

Take a break, have some lunch and  
go out to play!



# PDHPE- Health

**We are learning to (WALT):** Describe our own strengths and achievements and identify how these contribute to our personal identity.

**What I'm looking for (WILF):**

- I describe my unique qualities and strengths.



# PDHPE- Health

Step 1: Draw a picture of yourself

Step 2: Add descriptive words about yourself such as being a good friend, favourite games, things you like to do.

That's all for today! Thank you for all your hard work, your work is looking FANTASTIC! The next lesson will be uploaded to Class Dojo tomorrow morning at 9:00.

Please message your teacher if you have any questions.



Term 3 –  
Week 3

Year 1  
Friday  
30<sup>th</sup> July  
2021



# Daily Task

Put some dirty clothes into the washing basket.



# Spelling Task 1

Step 1: Practise reading set 4 tricky words without hesitation to an adult or older sibling.

Step 2: Read the sentences to an adult or older sibling or read the sentences with an adult or older sibling.

\*see next slide



## Time for tricky words

look

little

me

call

come

with

1. Come with me.
2. Look at the little pup.
3. Did you call me?
4. Can you come back?
5. Let's call Nan.
6. Zack sat with his dad.
7. Can you look for my lost sock?
8. The little chick was in the nest.



# Spelling Task 2

LOOK SAY COVER WRITE CHECK

Time for tricky words

has

ball

go

my

do

like

Time for tricky words

look

little

me

call

come

with

# LOOK SAY COVER WRITE CHECK

- **LOOK** at the word you want to learn, and I mean *really* look. Which bits of the spelling are easy and which are not so obvious?
- **SAY** the word, while looking at it. Is the spelling a reflection of the sound? If not what is different?
- **COVER** the word with your hand, a piece of paper, the cat or whatever. Close your eyes and try to 'see' the word in your head.
- **WRITE** it in your work book.
- **CHECK** your spelling by uncovering the word and comparing it with your spelling. Check it letter by letter. If it's wrong, start again; if it's right, give yourself a clap!

# Snakes and Ladders Task 3

16 Snakes and Ladders

18 FINISH	18 red	17 win	16 fox	15 dug
10 best	11 flip	12 stamp	strict	14 doll
9 fuzz	8 stack	shock	6 when	5 much
START →	1 think	2 took	3 spoon	4 clang

**Instructions:** Take turns to roll the dice and move your counter. Read the word on your landing square. If you land at the bottom of a ladder and read the word correctly, move your counter up the ladder. If you land at the top of a snake, slide down the snake. First to the end is the winner.

# On the Mat

## Task 4

See Mr Dunn's post on class story for your On the Mat lesson.

# Spelling Task 5

Complete the following activity.

See the next slide for suggestions on how to complete this task in your workbook.

*Parents/Carers select the most appropriate suggestion for your child.*

Take a photo of your work and send it to your teacher on ClassDojo for marking and feedback

Instructions: Write the words under the correct spelling pattern. Read the words to your partner.

dry right high try my fight  
bright sigh sky fly might by

igh

-y



Instructions: Write a sentence using the word below.

bright

# Like this...



Spelling 30-07-21

igh -y

- answer
- answer
- answer
- answer
- answer
- answer

- answer
- answer
- answer
- answer
- answer
- answer

bright

Write your sentence here.

or

igh -y

- answer
- answer
- answer

- answer
- answer
- answer

bright

Say your sentence to  
an adult.



# Crunch and Sip

Take a 10 minute break.

Eat some fruit or veggies and move  
your body.

# Reading words

## Task 1

We are learning to (WALT): Read new words

What I'm looking for (WILF): I can get my lips ready and say the beginning, middle and end sound.

<i>ch (chick)</i>				
<i>chin</i>	<i>chop</i>	<i>much</i>	<i>chug</i>	<i>such</i>
<i>lunch</i>	<i>check</i>	<i>pinch</i>	<i>chill</i>	<i>bench</i>
<i>chest</i>	<i>chunk</i>	<i>chess</i>	<i>crunch</i>	<i>scrunch</i>




# Reading comprehension


## Task 2

Read the following task.


**What is it?**




It is big.  
Is it a house?




No. It is brown.  
Is it a door?




No. It is alive.  
Is it a tree?



No. It has four legs.  
Is it a dog?



No. It eats grass.  
Is it a cow?



No. It runs fast.  
Is it a horse?  
Yes.

# Answer the following questions in your workbook

Please, DO NOT write on this card Sky 8


### Questions


Answer yes or no to the following questions.


- Was it a house?  
 Yes  No
- Was it a tree?  
 Yes  No
- Was it a horse?  
 Yes  No
- Was it a dog?  
 Yes  No
- The horse is brown.  
 Yes  No

### Vocabulary

Write the word that matches the picture.

6.   tree  house  horse

7.   tree  house  horse

8.   tree  house  horse

### Word Shapes

Choose words from the box to match the word shapes.


cow    big    grass  
brown    door

9.

10.

#### Challenge Option

Drawing: Draw the horse running fast.



See the next slide for suggestions on how to complete this task in your workbook.

# Like this...

Reading Comprehension 30-07-21

## Questions

1. no
  2. answer
  3. answer
  4. answer
  5. answer
- or say the answers to an adult

## Vocabulary

6. tree
  7. answer
  8. answer
- or record the answers and post your video.

## Word Shaps (optional)

9. answer
10. answer

## Challenge (optional)

Draw here



# Reading Eggs

Log into Reading Eggs and complete the lessons (15 minutes). Message your teacher if you need any help logging in.

# Writing

We are learning to (WALT): Describe a picture.

What I'm looking for (WILF):

- I can use capital letters.
- I can use full stops at the end of my sentence.
  - I can leave finger spaces.
- I can write about something or someone.
- I can check my sentences make sense.

A Super Sentence ...  
... starts with a capital letter

A B C D E

A Super Sentence ...  
... ends with a full stop

Sam has a black cat. ✓

A Super Sentence ...  
... tells us about someone or something



A Super Sentence ...  
... must make sense



# Writing

Write 1-2 sentences describing what you can see.



Don't forget to  
check your  
writing makes  
sense.

Send a photo of  
your work to your  
teacher for  
marking and  
feedback



# Reading

Read a story  
or have  
someone read  
you a book.

The more  
you  
practice,  
the better  
you will get!





# Break 1

Take a break and have something to eat.

Go for a quick play outside.



1000

3:15

## The Big Numbers Song

217M views • 10 years ago



KidsTV123

It's a numbers song for children and adults. Count from 0

# Math Task 1

## Counting to 100 video

Click on the YouTube link below:

<https://www.youtube.com/watch?v=e0dJWfQHF8Y>

Or search 'The big numbers song' and click on the video pictured above:

Sing Along to this Catchy Tune!

# Math

Today we are learning about Area

**We are learning to (WALT):** Understand Area

**What I'm looking for (WILF):**

- I can compare, measure and record area.
- I can explain your reasoning using everyday language



**Helpful Tip:**

Use counters or household items to help you count.

$3 - 2 =$

$5 - 3 =$

$9 - 5 =$

$2 + 4 =$

$6 + 5 =$

$6 + 8 =$

**Extension:**

$15 - 2 =$

$26 - 10 =$

$62 - 25 =$

$11 + 9 =$

$15 + 27 =$

$60 + 55 =$

# Subtraction and Addition Mentals Task 2

Complete the following by writing into your workbook.

Take a photo of your answers and working out and send it to your teacher on ClassDojo.

# Math Chocolate Boxes

## Task 3



In your workbook,  
write the question  
number then your  
answer, like:

1. 25

Extension (Optional):  
Answer in your workbook

1. Which chocolate box has the largest area?  
\_\_\_\_\_
2. Which chocolate box has the smallest area?  
\_\_\_\_\_
3. How much bigger is the area of chocolate box 4 compared to 2?  
\_\_\_\_\_
4. How much smaller is the area of chocolate box 1 compared to 5?  
\_\_\_\_\_

1.		2.	
	Area = <input type="text"/>		Area = <input type="text"/>
3.		4.	
	Area = <input type="text"/>		Area = <input type="text"/>
5.		6.	
	Area = <input type="text"/>		Area = <input type="text"/>

Post a photo of it  
onto the '1D & 1T'  
Class Dojo 😊

# Matific Task 4



Log into Matific and complete the assigned activities. Message your teacher if you need any help logging in.

# Break 2

Take a break, have some lunch and  
go out to play!




# Sport:

Use the following links to complete today's workouts.

If the link does not work, please search what you can see in the images below.

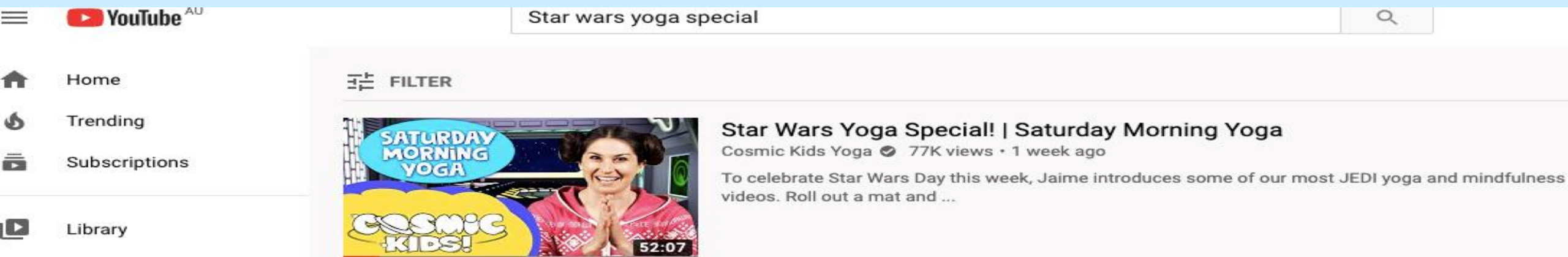
Workout:

[https://www.youtube.com/watch?v=szEITN0IC\\_c](https://www.youtube.com/watch?v=szEITN0IC_c)



A screenshot of the YouTube website showing a search for "Be skilled be fit tik tok say so". The search results display a video titled "Tik Tok Tutorial - 'Say So'" by the channel "Be Skilled Be Fit". The video has 1.9K views and was uploaded 5 days ago. The description reads: "We are back for another Tik Tok Tutorial !!! Join our team as they dance their way through the hit tune 'Say So'. In this video we ...". A "New" badge is visible below the description. The video thumbnail shows three people in a white van with the text "TIK TOK TUTORIAL - SAY SO" and "BE SKILLED BE FIT" overlaid. The video duration is 5:39.

Yoga: <https://www.youtube.com/watch?v=fIK2Nasd-AI> Choose a shorter video if needed.



A screenshot of the YouTube website showing a search for "Star wars yoga special". The search results display a video titled "Star Wars Yoga Special! | Saturday Morning Yoga" by the channel "Cosmic Kids Yoga". The video has 77K views and was uploaded 1 week ago. The description reads: "To celebrate Star Wars Day this week, Jaime introduces some of our most JEDI yoga and mindfulness videos. Roll out a mat and ...". The video thumbnail shows a woman in a pink hoodie with the text "SATURDAY MORNING YOGA" and "COSMIC KIDS!" overlaid. The video duration is 52:07.



**That's all  
for this  
week!**

Thank you for all your  
hard work and  
participation. Monday's  
lessons will be  
uploaded to Class Dojo  
at 9:00am next week.  
Enjoy your weekend.

