


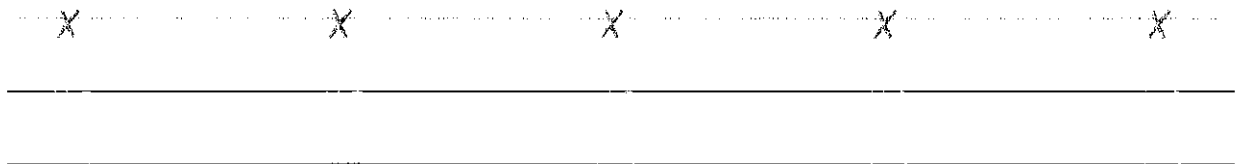
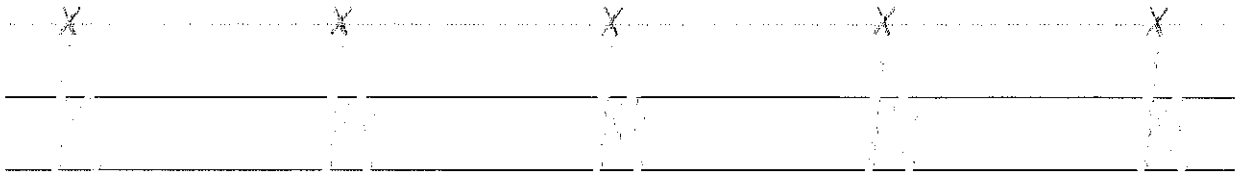

Term 3 Week 2

Monday


k




Kelly Kitten



Let's practise!



k



Kelly Kitten

x x x x x
k k k k k


x x x x x

Let's practise!



x x x x x

k k k k k



Trace the word:

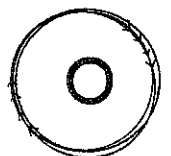
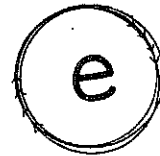
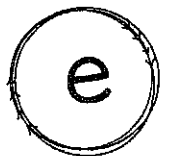
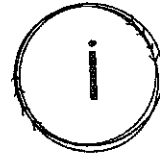
see

Write the word:



Colour the word:

see

Connect the letters:



Trace and complete the missing letters:



Write the word in a sentence:

I can _____ the dog.

GONE FISHING

Trace the word:

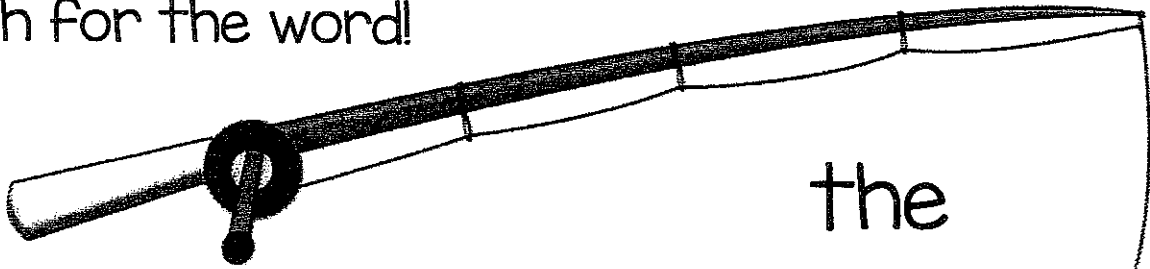
see

see

see

Write the word:

Fish for the word!



are

is


see

see

see

is

was



to

are

see

see

see

look

are


see

Name: _____

Draw twelve
blue bugs.




Trace the numbers and write in the blanks.




1 2 1 2 1 2 1 2 1 2 1 2
1 _ 3 _ 5 _ 7 _ 9 _ 11 _ 13 _ 15 _ 17 _ 19 _

Colour 12 cats blue.



Colour 12 boys yellow.



Trace the words.

twelve twelve twelve

Colour 12 circles green and write the missing number.



1	2	3	4	5	6	7	8	9	10	11		13	14	15	16	17	18	19	20
---	---	---	---	---	---	---	---	---	----	----	--	----	----	----	----	----	----	----	----

Name: _____

Fold your page into quarters.
Draw twelve things in each quarter.



Colour the squares that have the number 12 in them.

12 12 12

twelve

12 12 12

twelve

12 12 12

twelve


12 12 12

twelve

12 12 12

12	11	12	17	12
17	13	15	20	12
12	17	20	12	18
14	13	20	16	19
11	15	16	12	12

Draw twelve  on the crown.









Draw twelve  in the sky.



Is It Alive?




Colour the pictures of living things. Circle the pictures of non-living things.




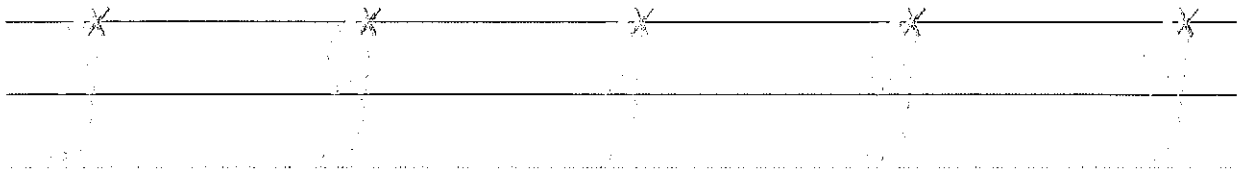
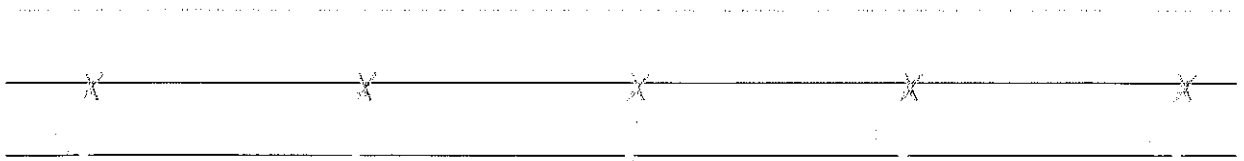
Term 3 Week 2

Tuesday

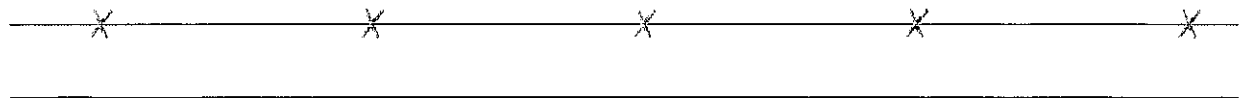
g




Gary Gecko



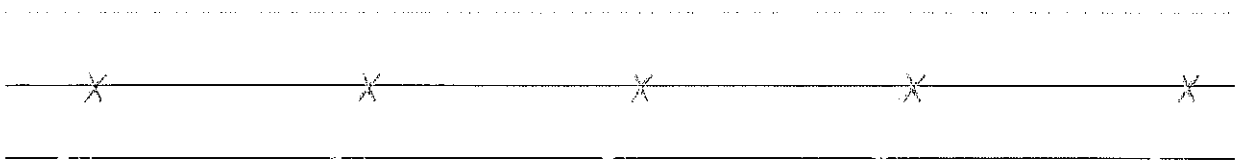
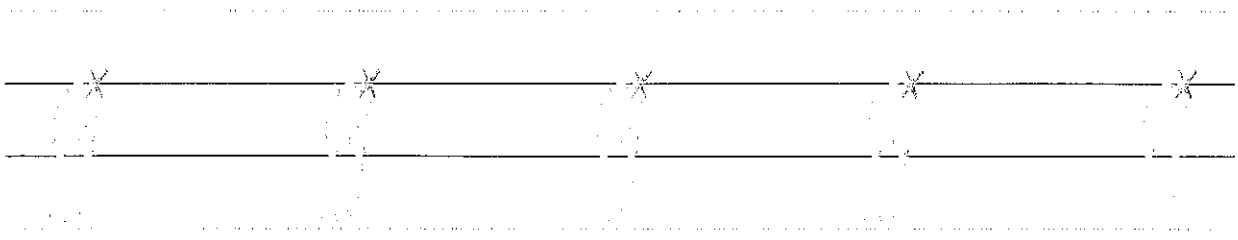
Let's practise!




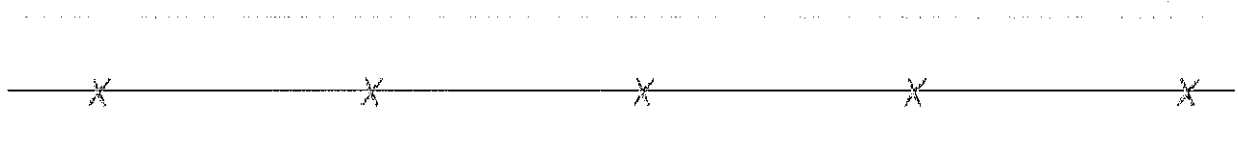
g




Gary Gecko



Let's practise!



Trace and write the word:



was

was

Glue the word:

--	--	--

Circle the word:

the

I

was

was

was

the

a

to

was


was

to

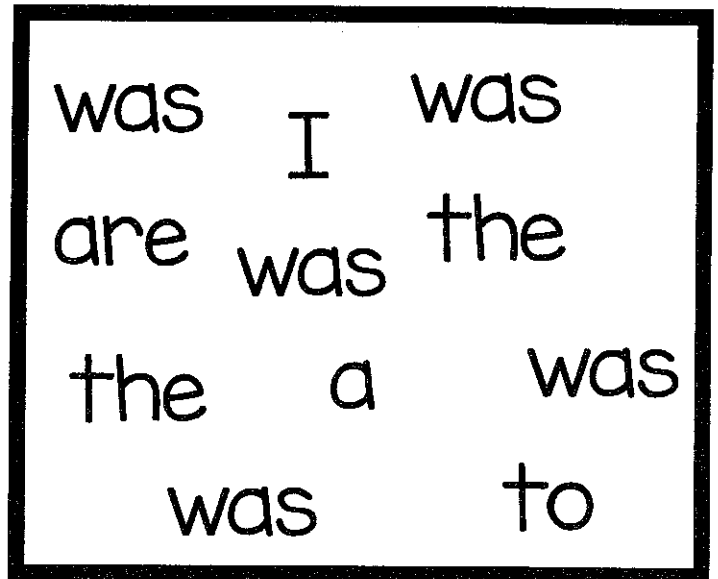
s

w

a



Find the word:



Trace and write the word:


was was was

Circle the word in the sentences:

It was a pig.

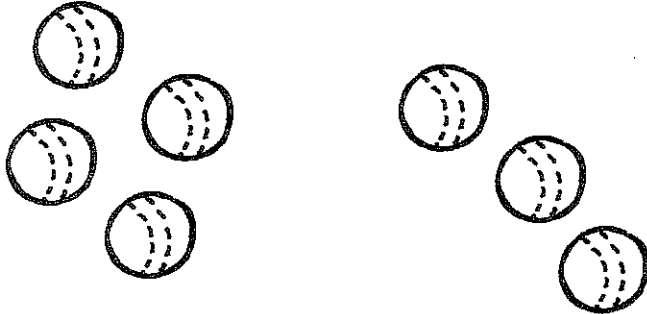
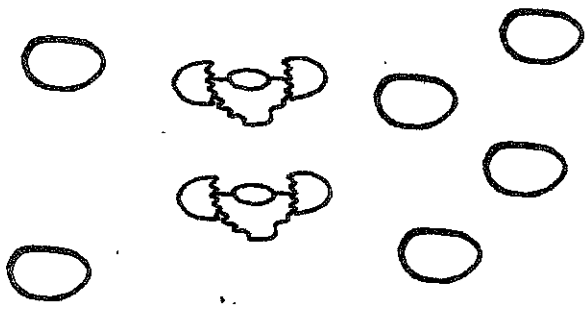


The pig was big.

The pig was in mud.



Subtraction stories






Tell a story about each picture.

	<p><input type="text"/> balls. <input type="text"/> roll away.</p> <p>How many are left?</p> $\boxed{} - \boxed{} = \boxed{}$
	<p><input type="text"/> eggs. <input type="text"/> are broken.</p> <p>How many are left?</p> $\boxed{} - \boxed{} = \boxed{}$
	<p><input type="text"/> balls. <input type="text"/> are dropped.</p> <p>How many are left?</p> $\boxed{} - \boxed{} = \boxed{}$
	<p><input type="text"/> bees. <input type="text"/> fly away.</p> <p>How many are left?</p> $\boxed{} - \boxed{} = \boxed{}$

The Nose Knows




Some things smell good. Some things smell bad. Colour the pictures of things that smell good. Draw an **X** on the pictures of things that smell bad.



Term 3 Week 2
Wednesday

e



Eric Elephant

Handwriting practice line with five 'x' marks for tracing.


Blank handwriting practice line.

Handwriting practice line with five 'x' marks for tracing.

Blank handwriting practice line.

Handwriting practice line with five 'x' marks for tracing.


Let's practise!



Handwriting practice line with five 'x' marks for tracing.

Blank handwriting practice line.

e




Eric Elephant

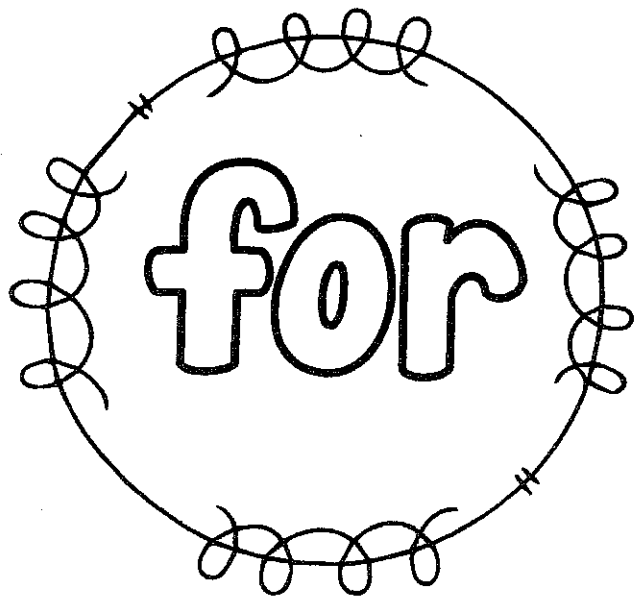
x x x x x

x x x x x

Let's practise!



x x x x x



Find the word:

are I for
for for see
to a for
for was

Trace and write the word:


for for for

Circle the word in the sentences:

The apple is for me.

The pen is for you.

The cat is for him.



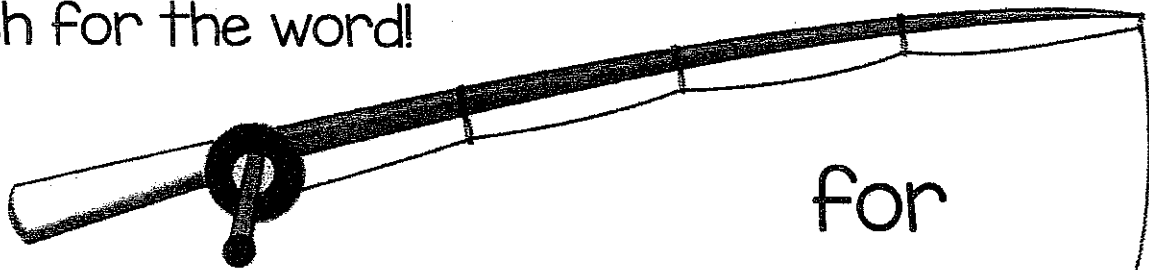
GONE FISHING

Trace the word:

for for for

Write the word:

Fish for the word!



for

for

is


are

I

for

for

are



was

are

for

look








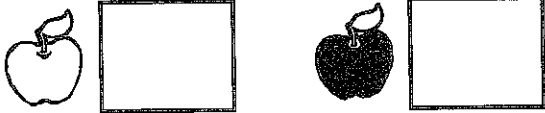

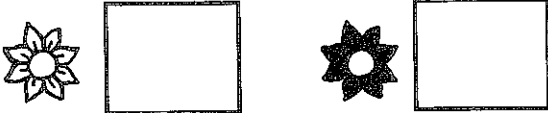
for

for

you

the


Equal rows

	<p>How many?</p>  <p>How many altogether?</p> <input data-bbox="1329 544 1469 658" type="text"/>
	<p>How many?</p>  <p>How many altogether?</p> <input data-bbox="1334 887 1474 1001" type="text"/>
	<p>How many?</p>  <p>How many altogether?</p> <input data-bbox="1339 1234 1479 1348" type="text"/>
	<p>How many?</p>  <p>How many altogether?</p> <input data-bbox="1343 1576 1484 1691" type="text"/>
	<p>How many?</p>  <p>How many altogether?</p> <input data-bbox="1348 1917 1489 2031" type="text"/>

Tastes So Good



If the picture shows something you taste, colour the space brown. If the picture does not show something you taste, colour the space blue.




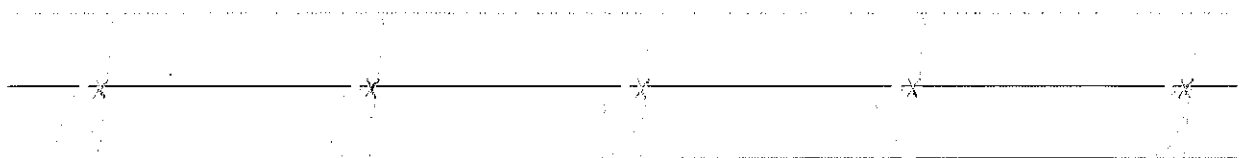
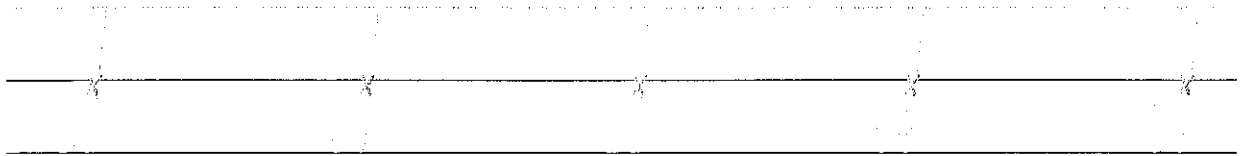
Term 3 Week 2

Thursday


d



Danny Dingo



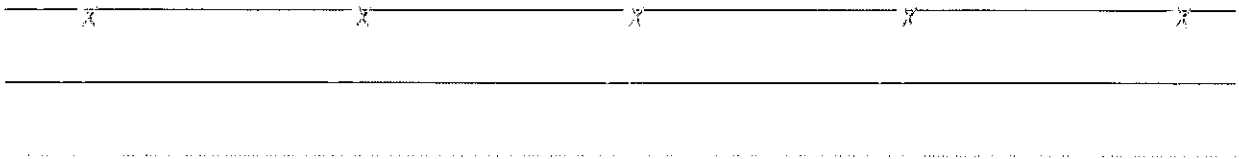

Let's practise!




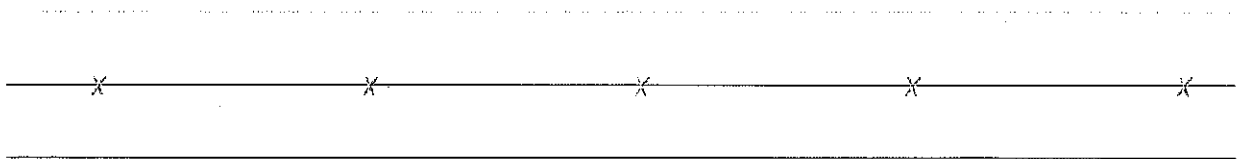
d



Danny Dingo



Let's practise!



Trace the words.

go go go go go


Write go in the sentences. Colour the pictures.



..... out and play



..... and swim in the river







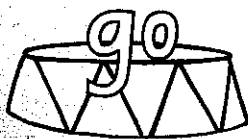

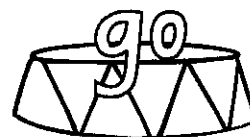
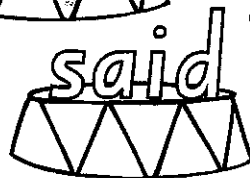







..... and sit on the bench



..... and get your hat


Colour the stands that say go.



Trace the words.

go go go go go

Colour the awards that say go.



Circle go in the sentences. Trace the correct sentence.

go and play on the swing
you can go to the barbecue
can you go and get the box


Write go words.

Blank writing lines for the 'Write go words' section.


Subtraction




$$10 - 2 = \square$$



$$\square - \square = \square$$




$$7 - 4 = \square$$



$$\square - \square = \square$$




$$10 - 5 = \square$$



$$\square - \square = \square$$








Make up your own story.



Where's Mum?



Draw a line to match each baby animal to its parent.
Colour the pictures.






Term 3 Week 2

Friday

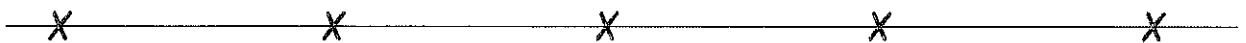
n



Nigel Numbat






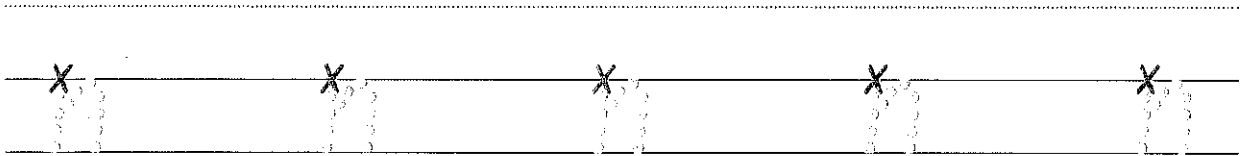
Let's practise!






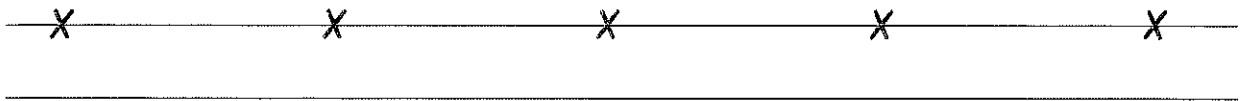
n




Nigel Numbat



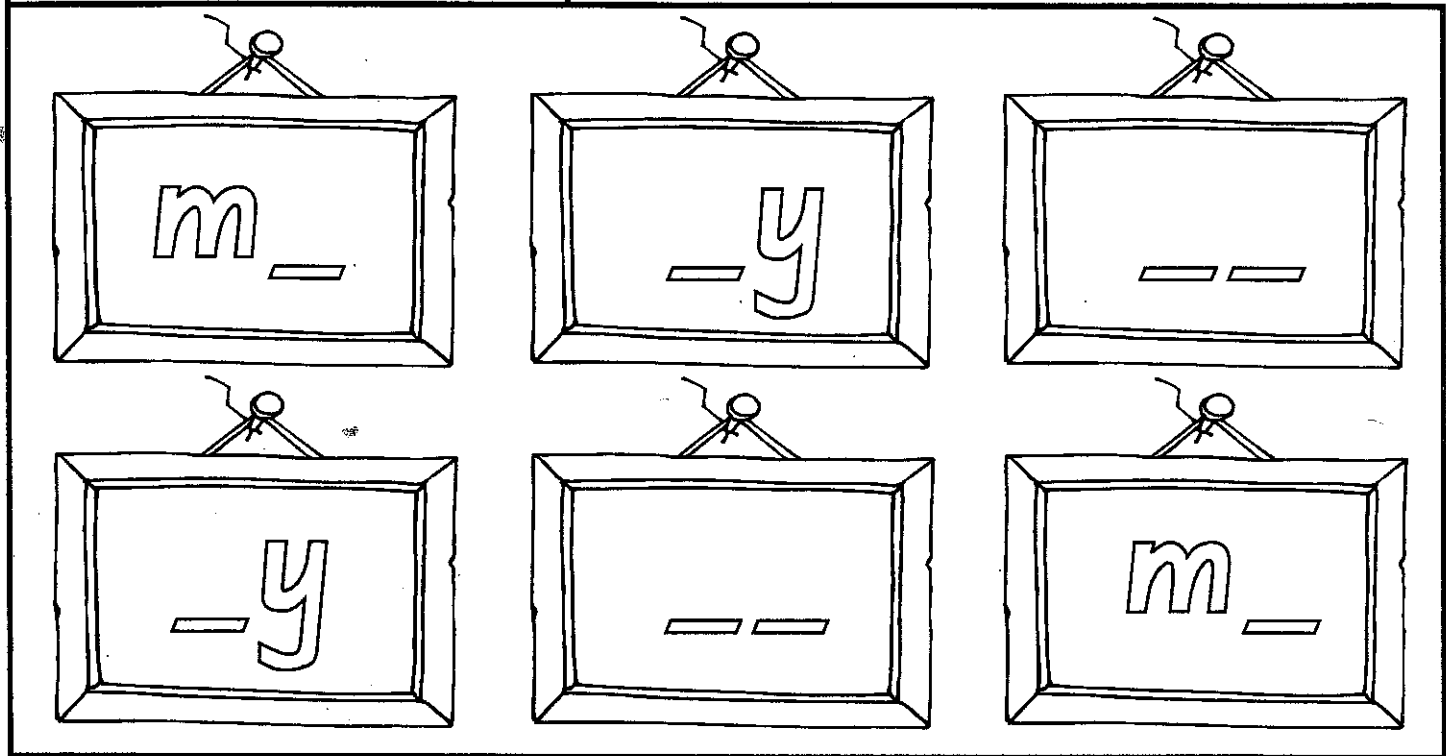
Let's practise!



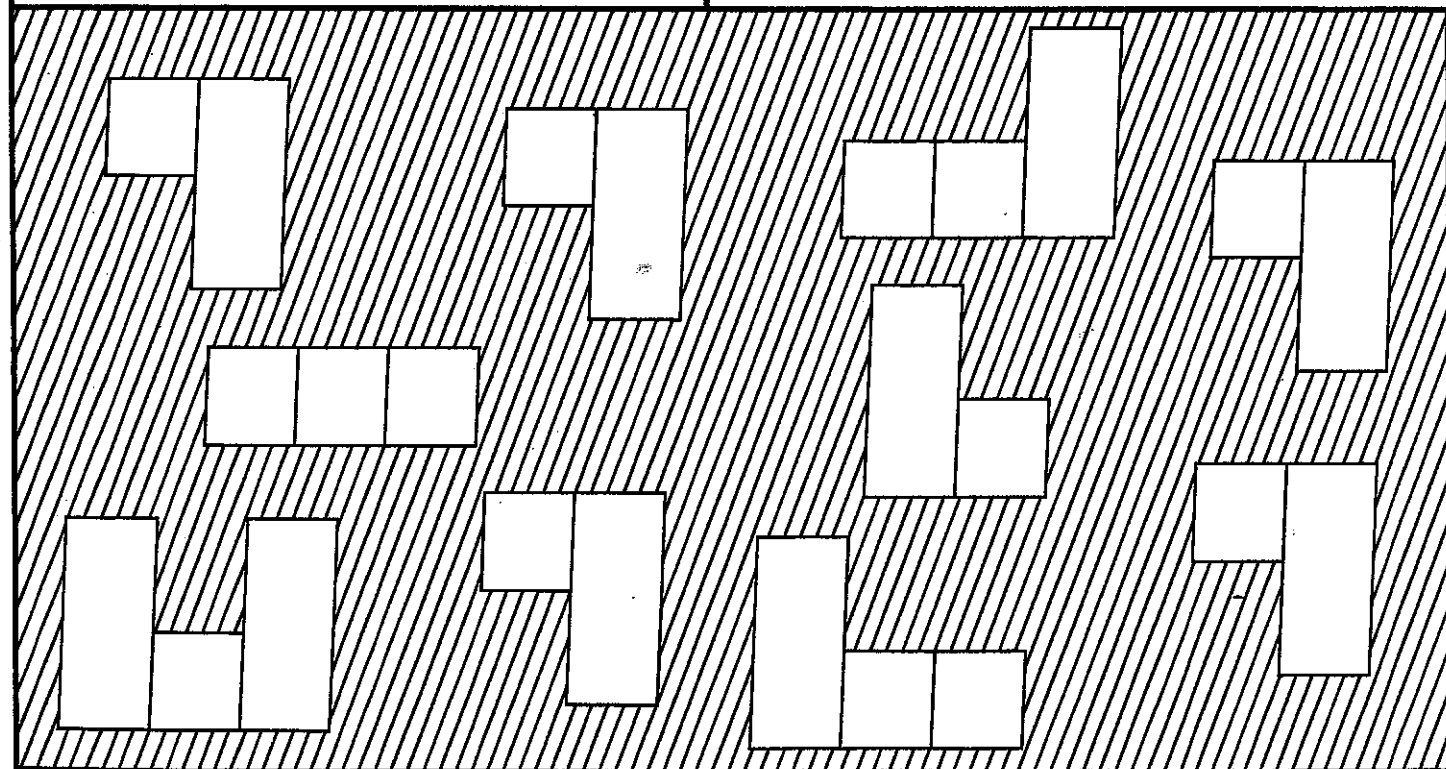
Trace the words.



Write my in each picture.




Write my in the correct shapes.



Trace the words.

my my my my my

Colour the carriages that say my.




Circle my in the sentences. Trace the correct sentence.

where is my ring

he found my soap

I went and got my torch



Write my words.

Blank handwriting lines for writing the word 'my'.

SIGHT WORD CUT & PASTE

the

was

to

are

see



e t h w t s o

e a r s e a e

Name: _____

Draw thirteen big, yellow cakes.



Colour the groups that have thirteen things.

Trace the word and numbers.

thirteen 13 13 13 13

Write the missing numbers and colour the arrows up to 13.

Name: _____

Fold your page into quarters.
Draw thirteen things in each quarter.




Colour the squares that have the number 13 in them.

13 13 13
thirteen
13 13 13
thirteen
13 13 13
thirteen
13 13 13
thirteen
13 13 13

13	11	15	17	14
17	13	15	20	13
12	19	13	12	13
13	20	12	13	19
11	13	16	14	18

Draw thirteen  for the clown.

Draw thirteen  near the drum.



Did You Hear That?



Colour the pictures of things that make loud sounds red.
Colour the pictures of things that make soft sounds blue.

